

US00D543290S

(12) **United States Design Patent**  
**Leung et al.**

(10) **Patent No.:** **US D543,290 S**

(45) **Date of Patent:** **\*\* May 22, 2007**

(54) **LAMP**

D521,451 S \* 5/2006 Wiskerke ..... D13/134  
D532,533 S \* 11/2006 Leung ..... D26/3

(76) Inventors: **Benson Chung-Pun Leung**, Unit 901,  
53-57 Kwai Fung Crescent, Kwai  
Chung, New Territories (HK); **Ambrose  
Shing-Yin Leung**, Unit 901, 53-57  
Kwai Fung Crescent, Kwai Chung, New  
Territories (HK)

\* cited by examiner

*Primary Examiner*—Marcus A. Jackson  
(74) *Attorney, Agent, or Firm*—McDermott Will & Emery  
LLP

(\*\*) **Term:** **14 Years**

(57) **CLAIM**

We claim the ornamental design for a lamp, as shown and  
described.

(21) **Appl. No.:** **29/260,919**

**DESCRIPTION**

(22) **Filed:** **Jun. 2, 2006**

(51) **LOC (8) Cl.** ..... **26-04**

(52) **U.S. Cl.** ..... **D26/3**

(58) **Field of Classification Search** ..... D26/1-4;  
313/313, 315, 317, 318, 493; 315/52, 53,  
315/56, 57, 58

See application file for complete search history.

FIG. 1 is an elevated perspective view of the light bulb base  
of the claimed invention  
FIG. 2 is a front view of the light bulb base shown in FIG.  
1; the rear view being a mirror image thereto;  
FIG. 3 is a side view of the light bulb base shown in FIG.  
1, each other side view being identical thereto;  
FIG. 4 is a top view of the light bulb base shown in FIG. 1;  
and,  
FIG. 5 is a bottom view of the light bulb base shown in FIG.  
1.

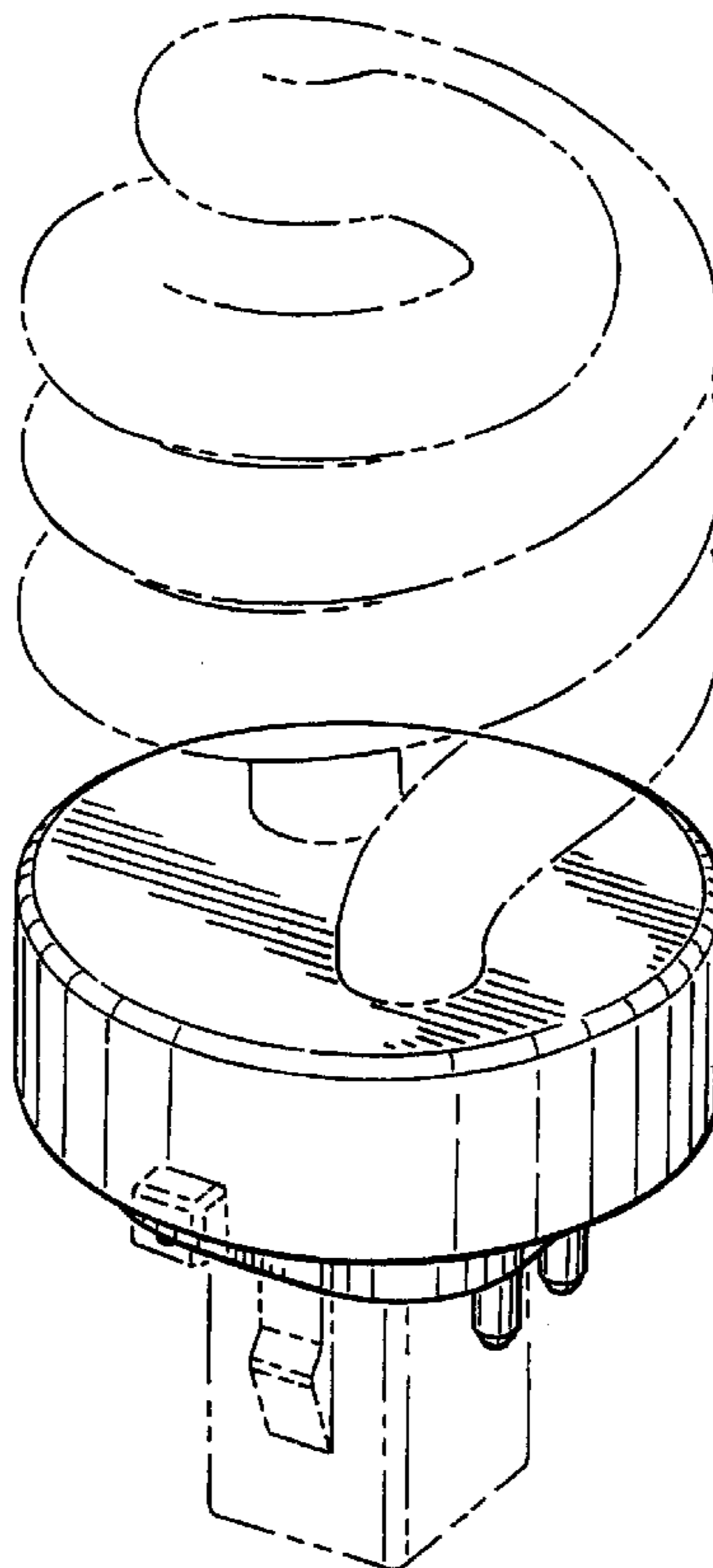
Features shown in broken lines in the drawings are not part  
of the claim.

(56) **References Cited**

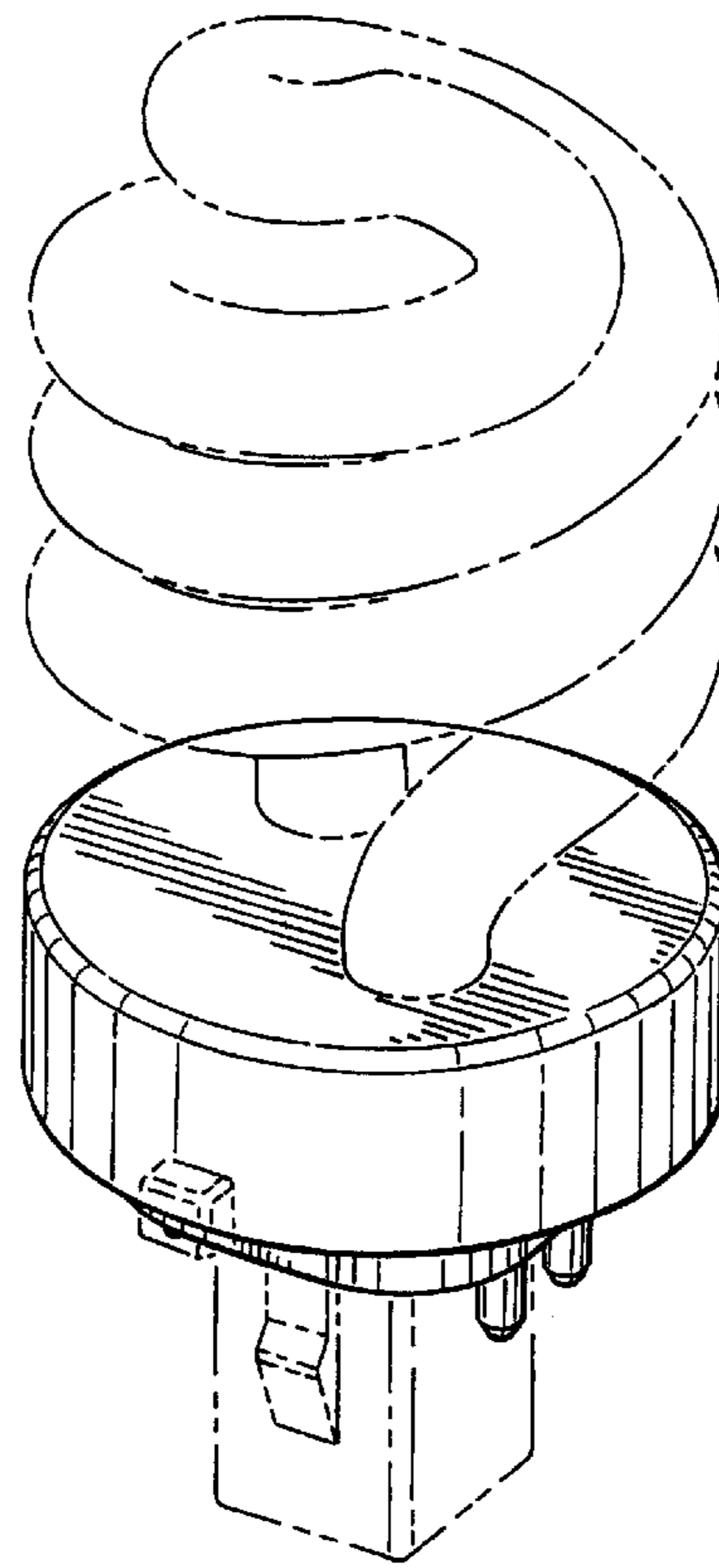
**U.S. PATENT DOCUMENTS**

D498,311 S \* 11/2004 Leung et al. .... D26/3  
D498,547 S \* 11/2004 Leung et al. .... D26/3  
D512,523 S \* 12/2005 Leung et al. .... D26/3

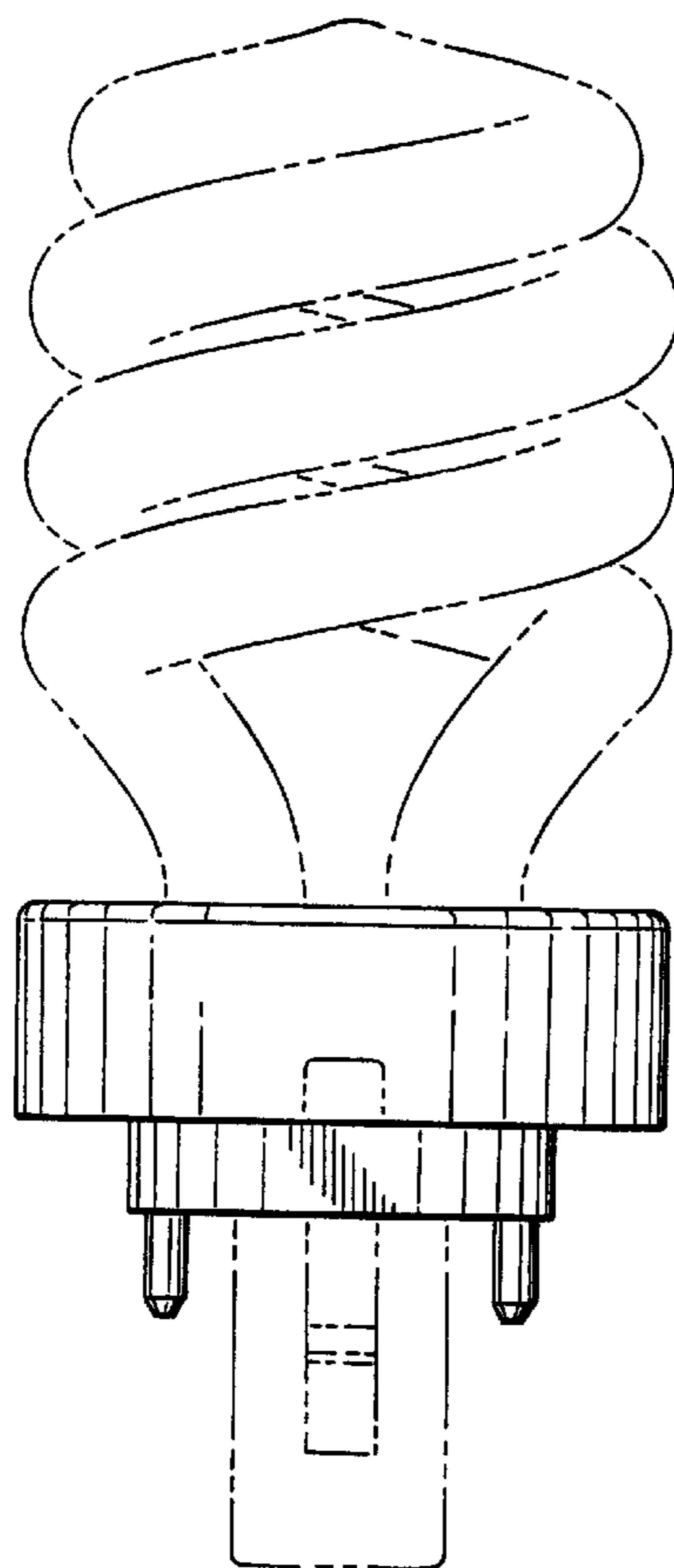
**1 Claim, 2 Drawing Sheets**



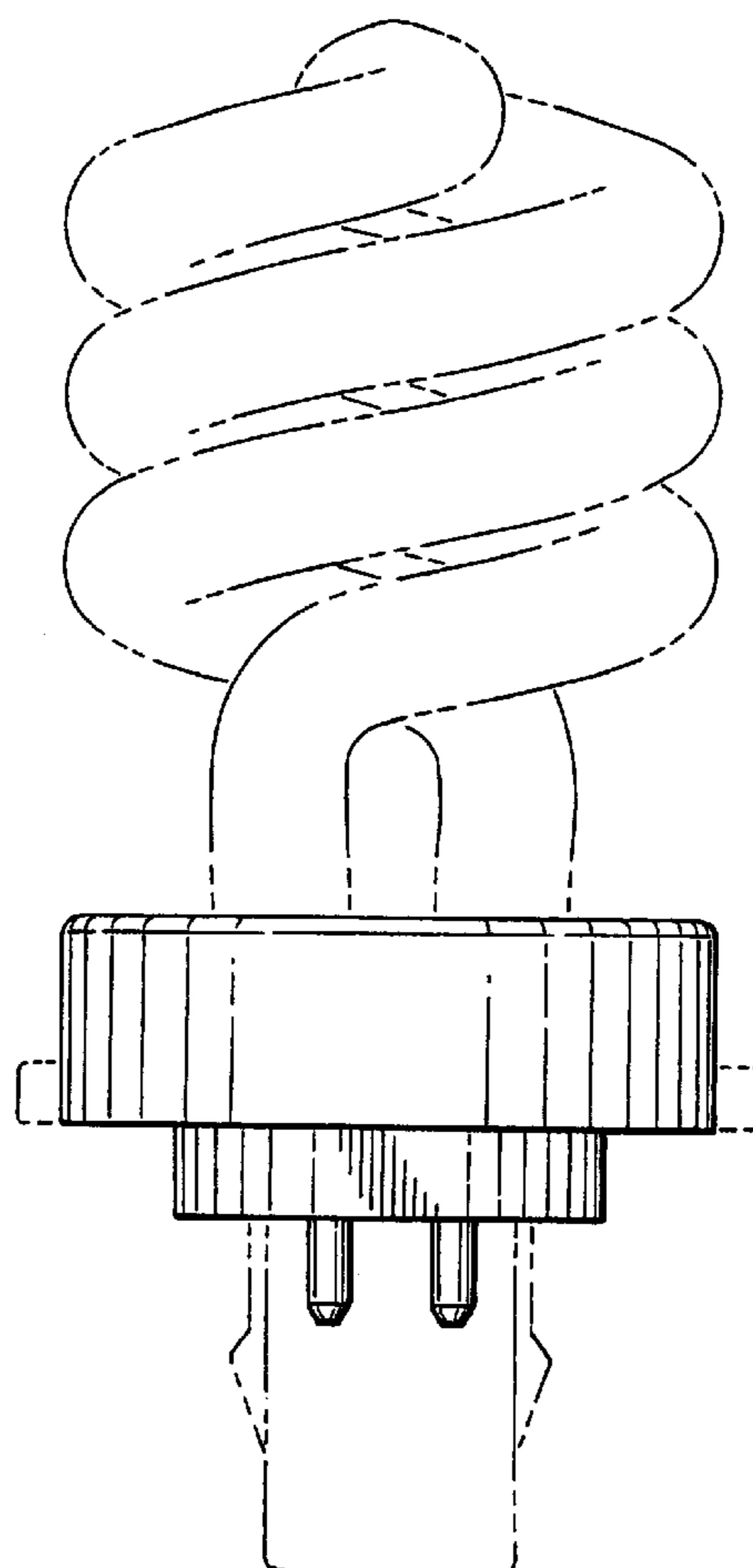
**FIG. 1**



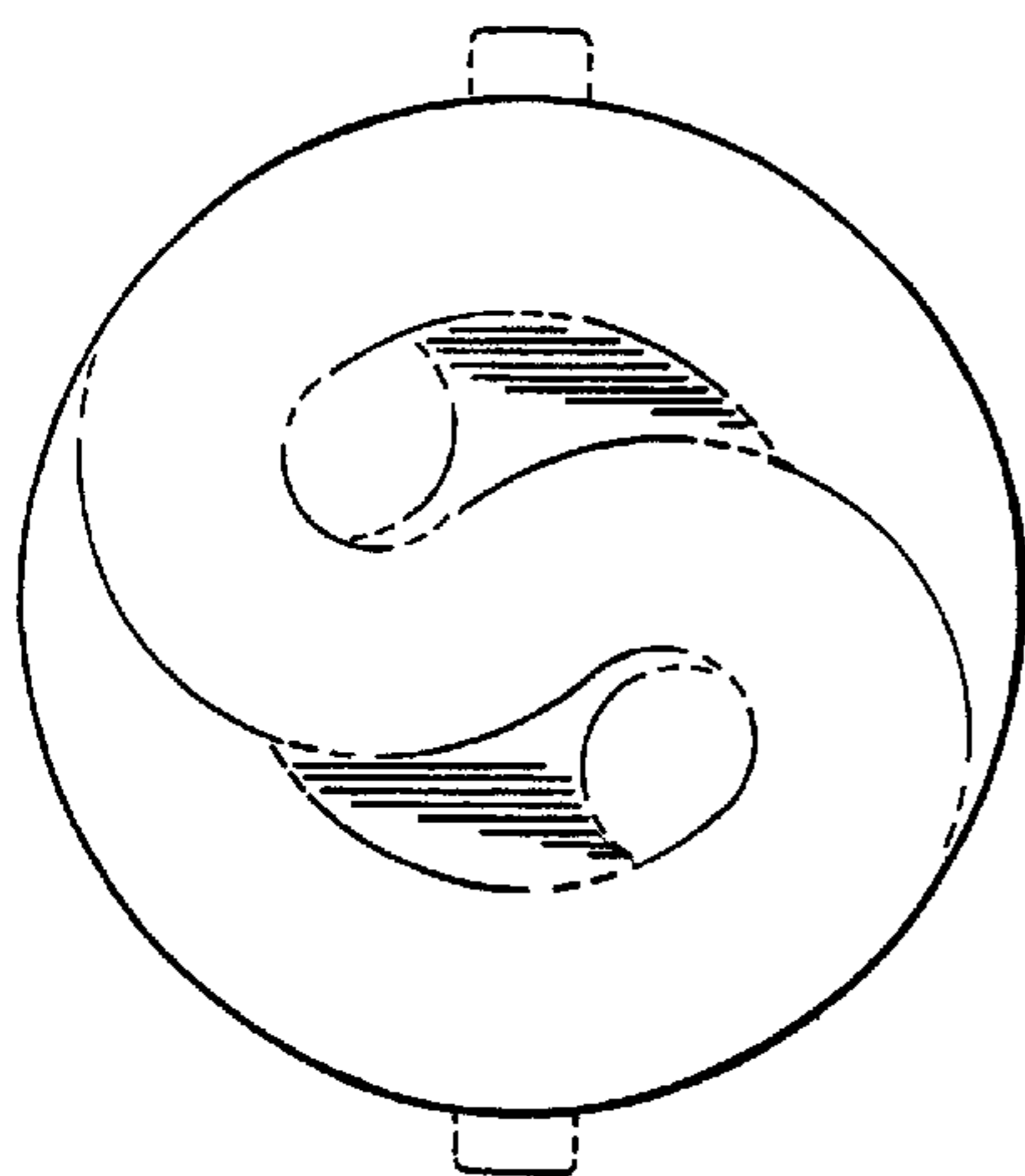
**FIG. 2**



**FIG. 3**



**FIG. 4**



**FIG. 5**

