

US00D543287S

(12) **United States Design Patent** (10) **Patent No.:** **US D543,287 S**
Neuhofer, Jr. (45) **Date of Patent:** **** May 22, 2007**

(54) **PROFILED COVER FOR BRIDGING A GAP
IN A FLOOR COVERING**

D504,181 S * 4/2005 Stanchfield D25/119
D504,730 S 5/2005 Kornfalt et al.
D504,731 S 5/2005 Stanchfield
D505,211 S 5/2005 Stanchfield
6,898,911 B2 5/2005 Kornfalt et al.

(76) Inventor: **Franz Neuhofer, Jr.**, Haslau 56,
A-4893 Zell am Moos (AT)

(**) Term: **14 Years**

FOREIGN PATENT DOCUMENTS

(21) Appl. No.: **29/234,278**

AU 106863 3/1939
CA 708 358 4/1965
DE 39 03 567 9/1989
GB 631700 11/1949
GB 814655 6/1959
SU 1 761 931 9/1992

(22) Filed: **Jul. 15, 2005**

(51) **LOC (8) Cl.** **25-01**

(52) **U.S. Cl.** **D25/136; D25/135**

(58) **Field of Classification Search** 52/211,
52/212, 213, 416, 417, 419, 420, 459, 461,
52/464, 465, 468, 469, 470, 471, 290, 287.1;
49/411, 467; D25/60, 61, 136, 164, 135
See application file for complete search history.

OTHER PUBLICATIONS

Bona GmbH, Bona X, Abschlussprofil Oct. 1994.
Schade Plettenberg Deco Systems, 1996 Price List at p. 22.
Happich Metal Profiles, K 52/2 12/00 370 0144 and A373.
Roberts Metal Mouldings, Jan. 1998, p. 4.
Floors, Stairs & Carpets, Time Life Books, St. Remy Press,
Jan. 1994 (p. 14).

(56) **References Cited**

U.S. PATENT DOCUMENTS

479,275 A 7/1892 Heywood
710,880 A 10/1902 McDonald
1,576,527 A 3/1926 McBride
1,736,539 A 10/1929 Lacham
2,825,999 A 3/1958 Dompieri
2,926,401 A 3/1960 Place
3,125,192 A * 3/1964 Ramseur, Jr. 52/582.1
4,603,528 A * 8/1986 Sigerist 52/464
4,747,197 A 5/1988 Charron
4,757,657 A 7/1988 Mitchell et al.
4,806,435 A 2/1989 Athey
5,469,666 A 11/1995 Lewis, Jr.
D373,203 S * 8/1996 Kornfalt et al. D25/136
6,357,192 B1 * 3/2002 Schluter 52/459
D456,088 S * 4/2002 Nelson et al. D25/136
6,588,165 B1 * 7/2003 Wright 52/506.05
6,860,074 B2 3/2005 Stanchfield

* cited by examiner

Primary Examiner—Doris Clark
(74) *Attorney, Agent, or Firm*—Collard & Roe, P.C.

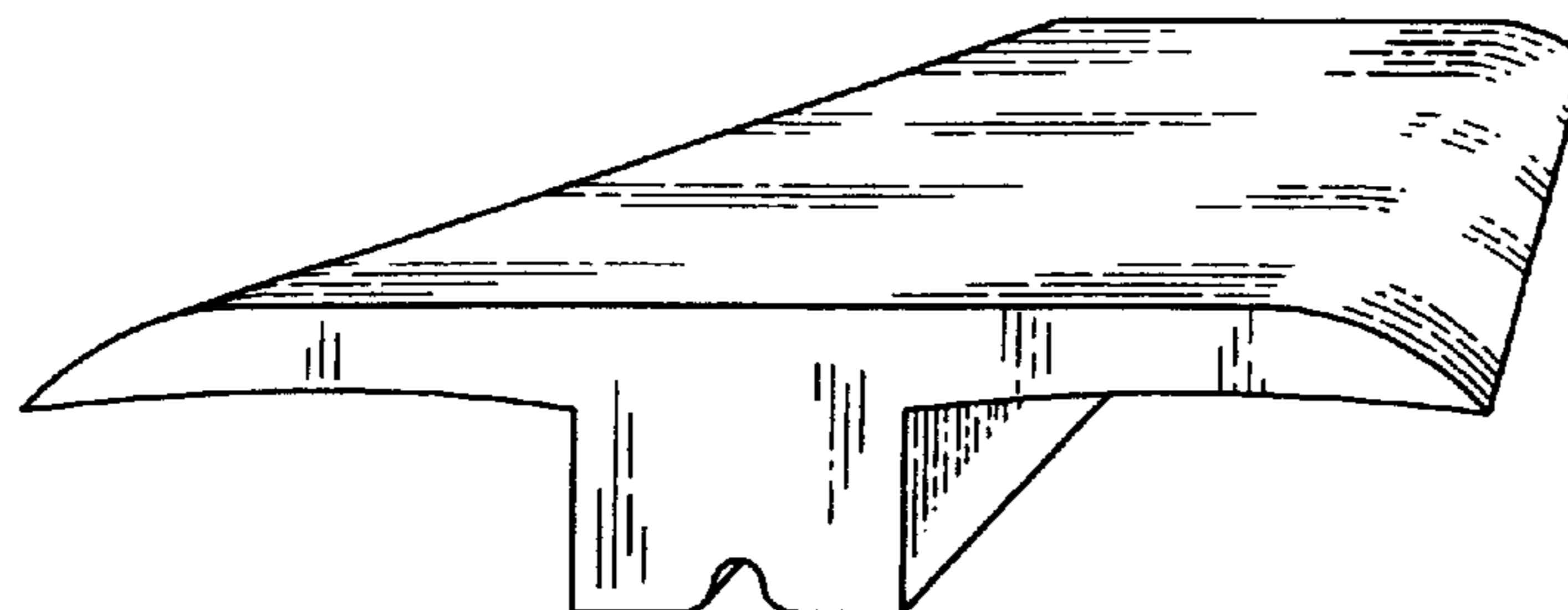
(57) **CLAIM**

The ornamental design for a profiled cover for bridging a gap in a floor covering, as shown and described.

DESCRIPTION

FIG. 1 shows a top perspective view of my design for a profiled cover for bridging a gap in a floor covering; FIG. 2 shows an end view thereof; and, FIG. 3 shows a bottom perspective view thereof.

1 Claim, 1 Drawing Sheet



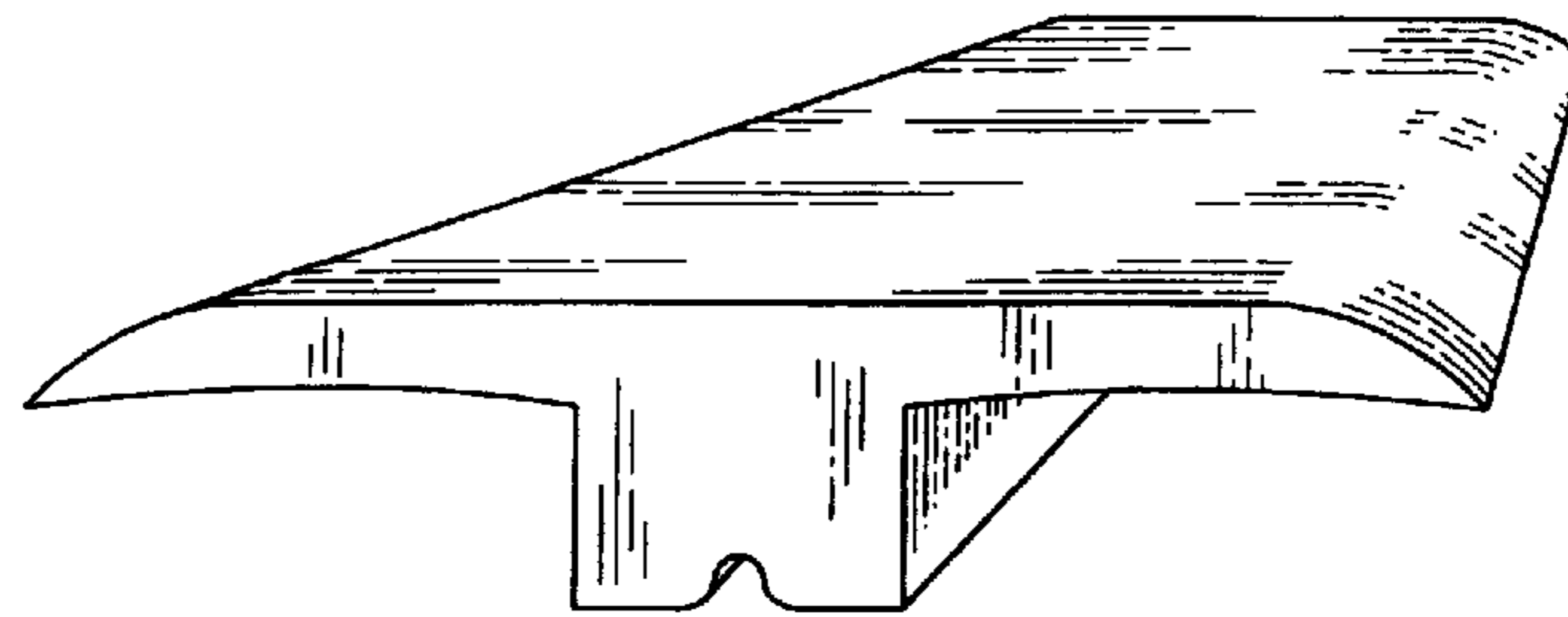


FIG. 1

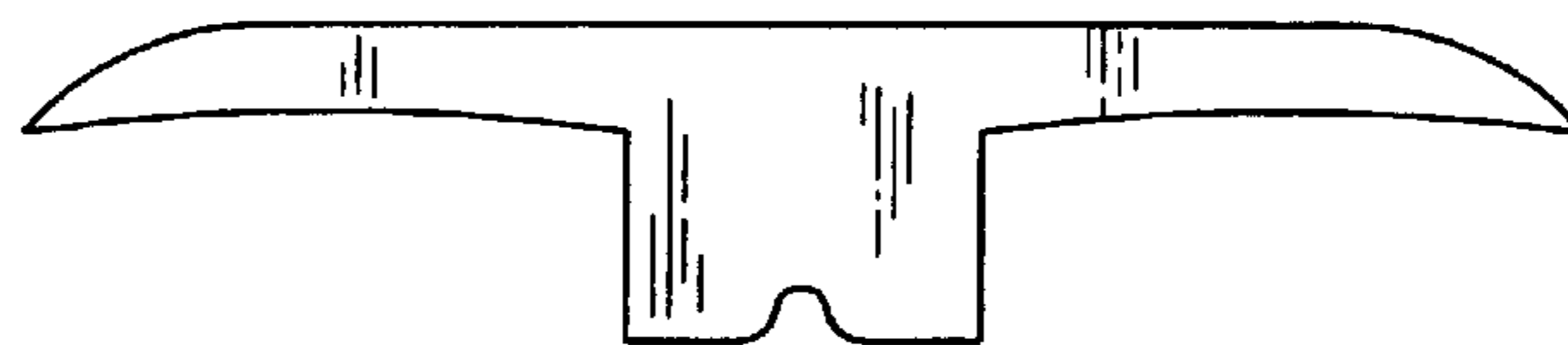


FIG. 2




FIG. 3