

US00D543284S

(12) **United States Design Patent** (10) **Patent No.:** **US D543,284 S**  
**Morales** (45) **Date of Patent:** **\*\* May 22, 2007**

(54) **FENCE POST**

6,877,721 B2 \* 4/2005 Calverley ..... 256/24

(76) Inventor: **Julian Morales**, 7525 NW. 37<sup>th</sup> Ave.,  
Bldg. C, Miami, FL (US) 33147

\* cited by examiner

*Primary Examiner*—Doris Clark  
(74) *Attorney, Agent, or Firm*—Malloy & Malloy, P.A.

(\*\*) Term: **14 Years**

(57) **CLAIM**

(21) Appl. No.: **29/251,756**

The ornamental design for a fence post, as shown and described.

(22) Filed: **Jan. 12, 2006**

**DESCRIPTION**

(51) **LOC (8) Cl.** ..... **25-02**

FIG. 1 is a front perspective view illustrating my design for a fence post;

(52) **U.S. Cl.** ..... **D25/43; D25/126**

FIG. 2 is a front view thereof;

(58) **Field of Classification Search** ..... D25/39,

FIG. 3 is a right side view thereof;

D25/38, 43, 126; 256/1, 19, 22, 24

FIG. 4 is a top view thereof;

See application file for complete search history.

FIG. 5 is a left side view thereof;

(56) **References Cited**

FIG. 6 is a bottom view thereof; and,

**U.S. PATENT DOCUMENTS**

FIG. 7 is a rear view thereof.

D314,053 S \* 1/1991 Handler et al. .... D25/43

The broken lines are for illustrative purposes only and form no part of the claimed design.

D423,684 S 4/2000 Olivera et al.


FIGS. 2, 3, 5, and 7 have been shown fragmented for ease of the illustration.

6,158,919 A \* 12/2000 Landes ..... 404/9

6,588,732 B1 \* 7/2003 Caceres et al. .... 256/19

6,588,733 B1 \* 7/2003 Tremeer et al. .... 256/19

**1 Claim, 3 Drawing Sheets**






FIG. 1

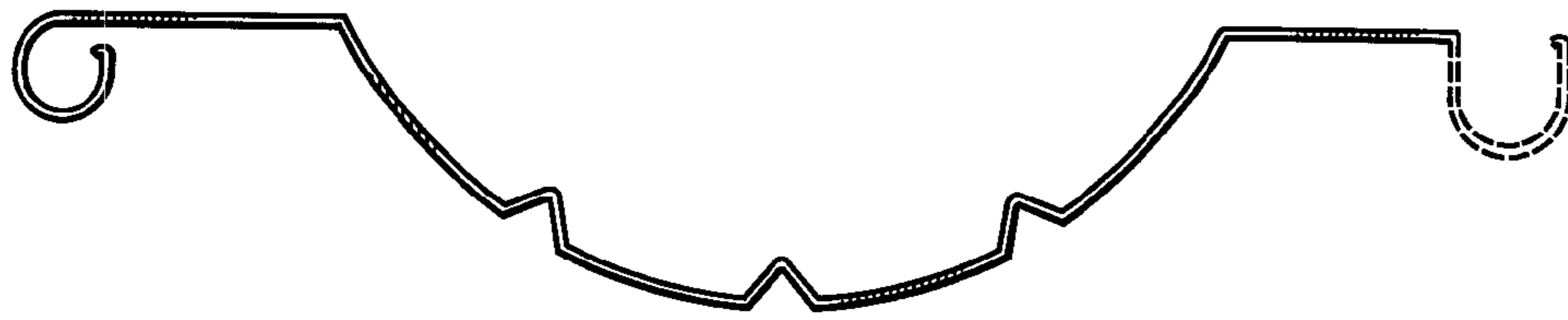


FIG. 4

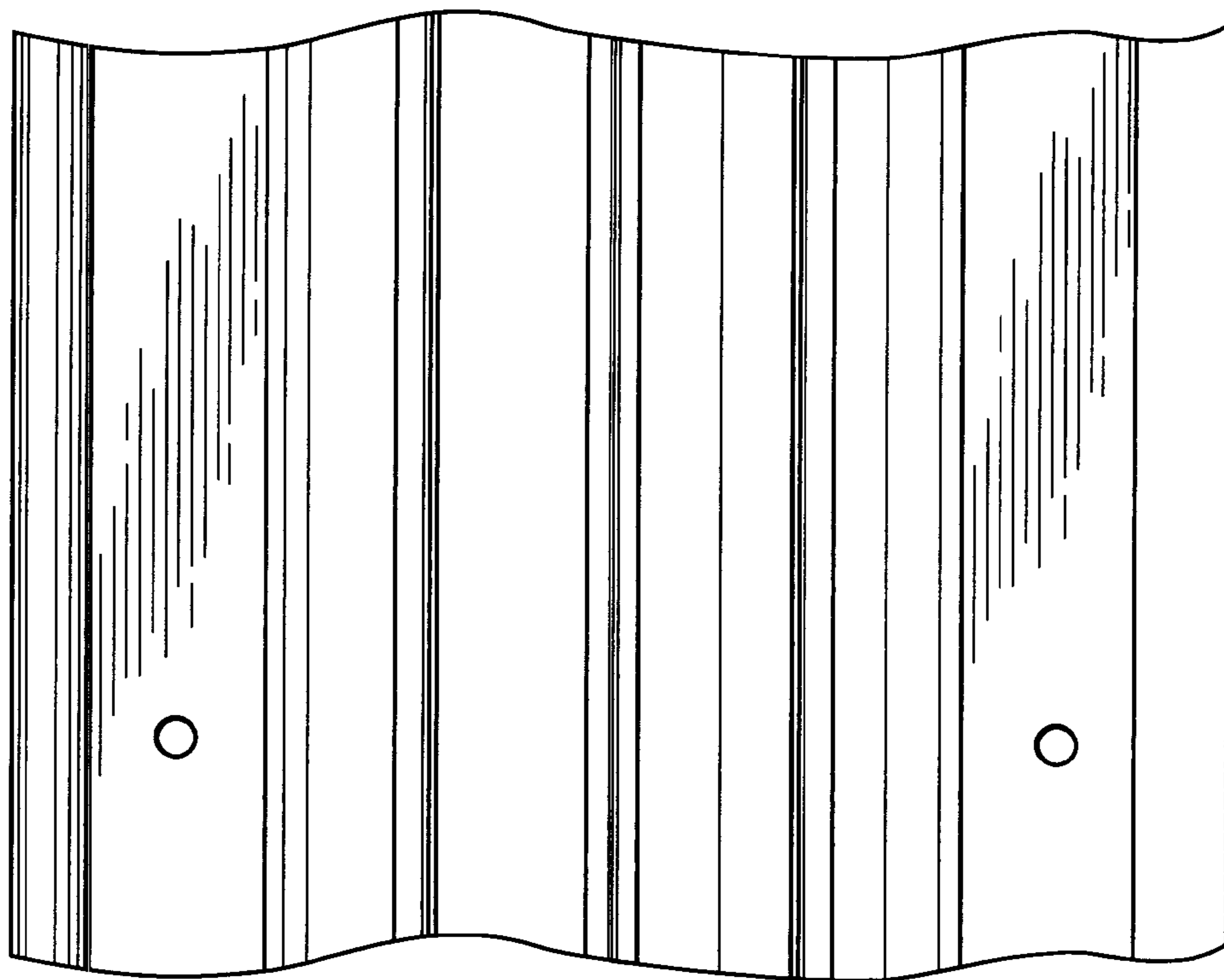


FIG. 2

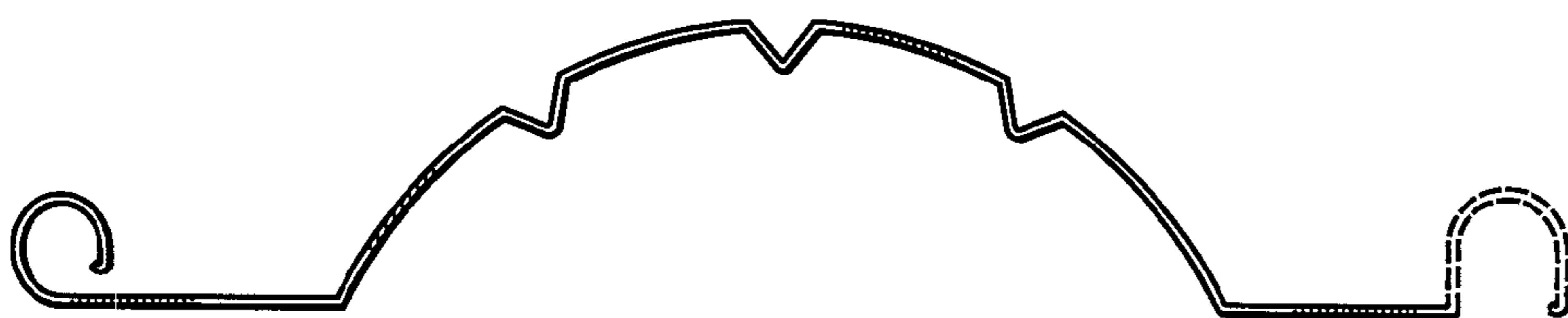


FIG. 6




FIG. 3




FIG. 5

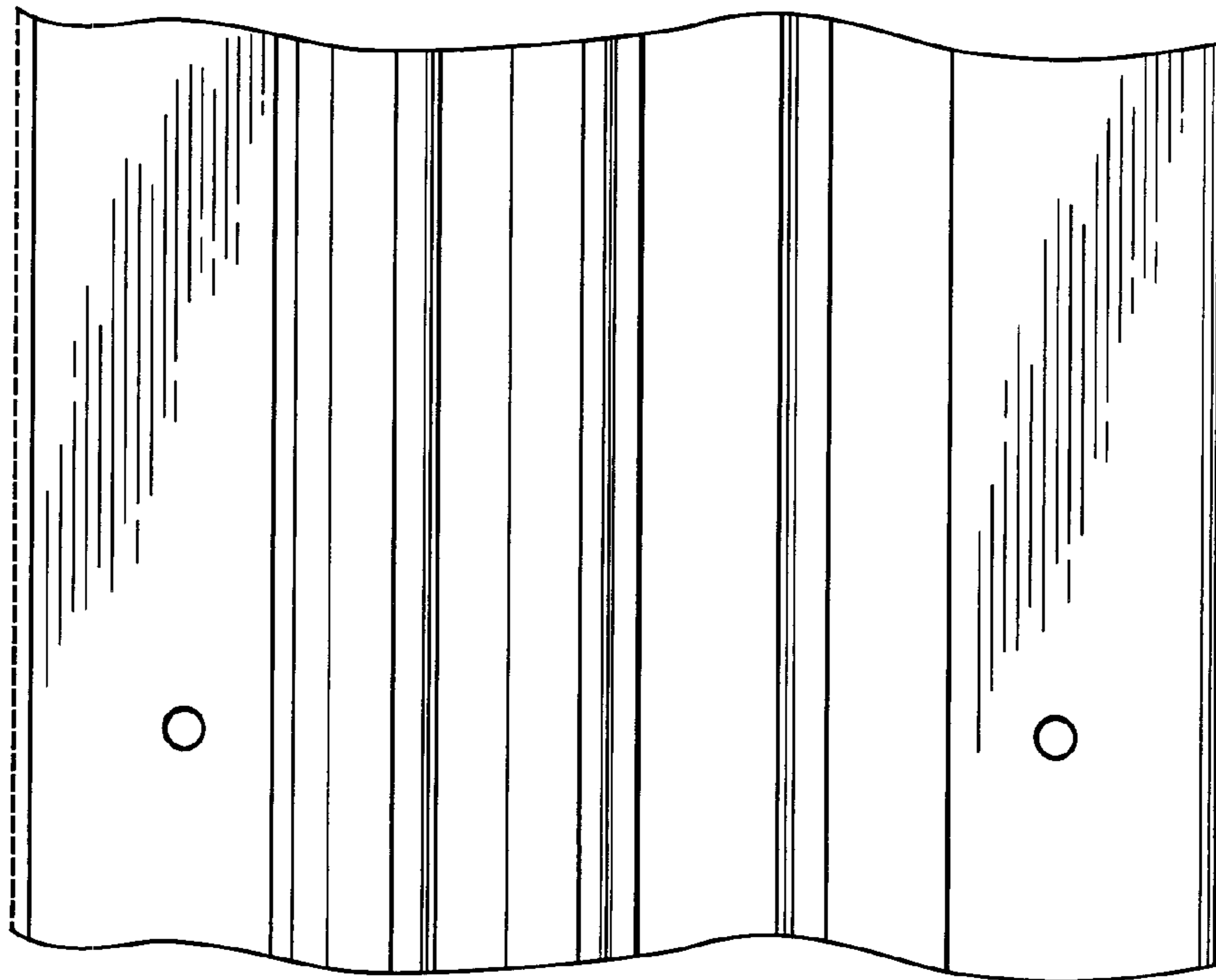


FIG. 7