

US00D543255S

(12) **United States Design Patent**
Lerner et al.

(10) **Patent No.:** **US D543,255 S**

(45) **Date of Patent:** **** May 22, 2007**

(54) **TENT**

(75) Inventors: **Robert Lerner**, Port Washington, NY (US); **Nicholas Goldsmith**, New York, NY (US)

(73) Assignee: **FTL Associates**, New York, NY (US)

(**) Term: **14 Years**

(21) Appl. No.: **29/240,547**

(22) Filed: **Oct. 17, 2005**

(51) **LOC (8) Cl.** **21-04**

(52) **U.S. Cl.** **D21/837**

(58) **Field of Classification Search** D21/834-839;
D25/13, 16-20, 26, 56; 135/87, 100, 121,
135/124-126, 128, 135, 136, 143, 156; 446/478,
446/487

See application file for complete search history.

(56) **References Cited**

U.S. PATENT DOCUMENTS

D347,875 S	*	6/1994	Dalland	D21/837
D372,066 S	*	7/1996	Dalland	D21/837
D383,187 S	*	9/1997	Dalland	D21/837
D413,679 S	*	9/1999	Lester	D25/56

D415,237 S	*	10/1999	Dalland	D21/837
D423,070 S	*	4/2000	Dalland	D21/837
D436,642 S	*	1/2001	Dalland	D21/834
D438,589 S	*	3/2001	Brown	D21/837
D439,946 S	*	4/2001	Gourchounian	D21/835
6,345,638 B1	*	2/2002	Warner	135/123
D506,240 S	*	6/2005	Tseng	D21/837
2001/0015218 A1	*	8/2001	Carter	135/126

* cited by examiner

Primary Examiner—Holly H. Baynham

Assistant Examiner—Cynthia M. Chin

(74) *Attorney, Agent, or Firm*—Fitzpatrick, Cella, Harper & Scinto

(57) **CLAIM**

The ornamental design for a tent, as shown and described.

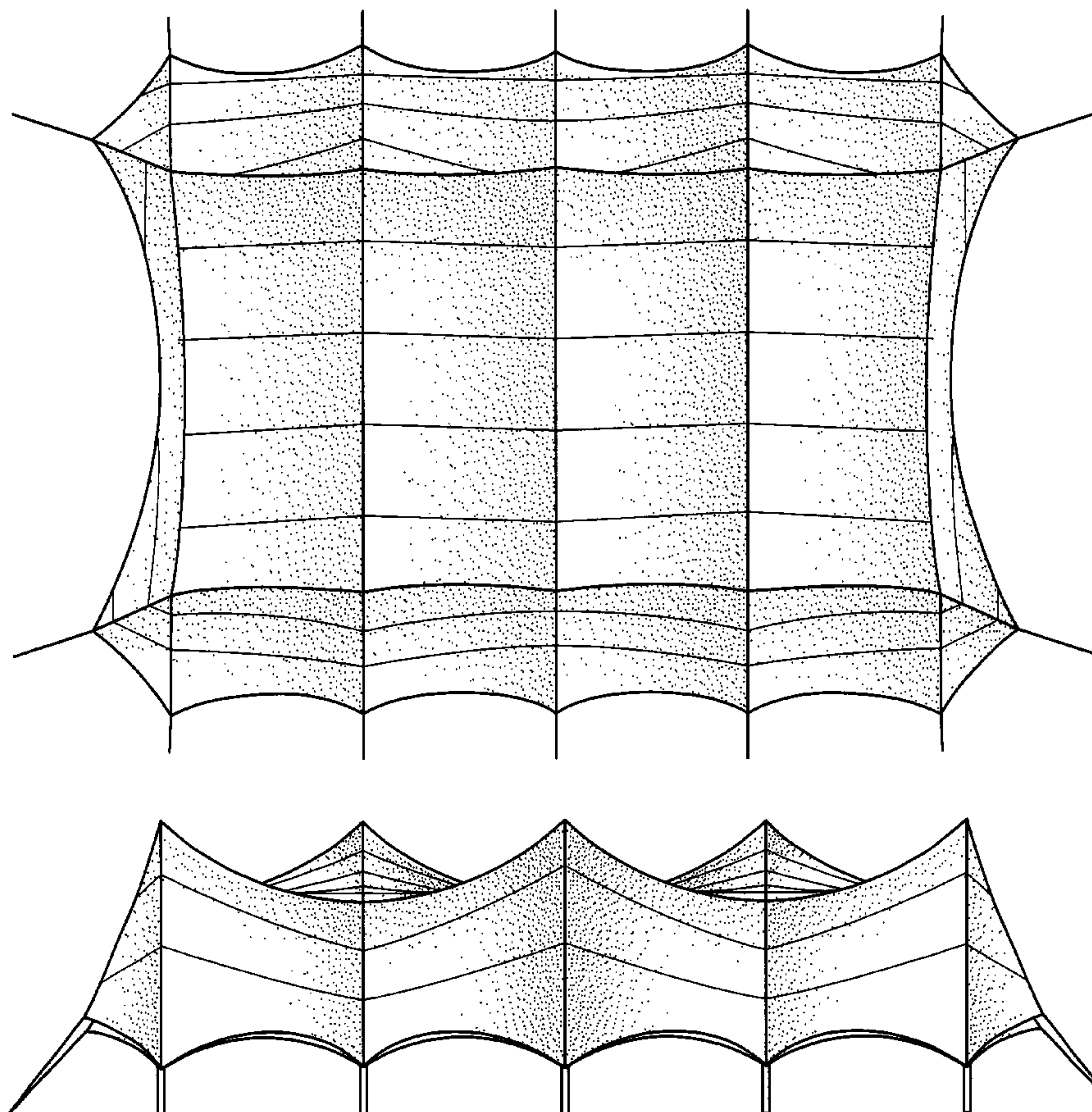
DESCRIPTION

FIG. 1 is a top plan view of our tent showing our new design; FIG. 2 is an end view thereof, the opposite end being a mirror image thereof;

FIG. 3 is a side elevational view thereof; and,

FIG. 4 is a side elevational view opposite of the side illustrated in FIG. 3.

1 Claim, 3 Drawing Sheets



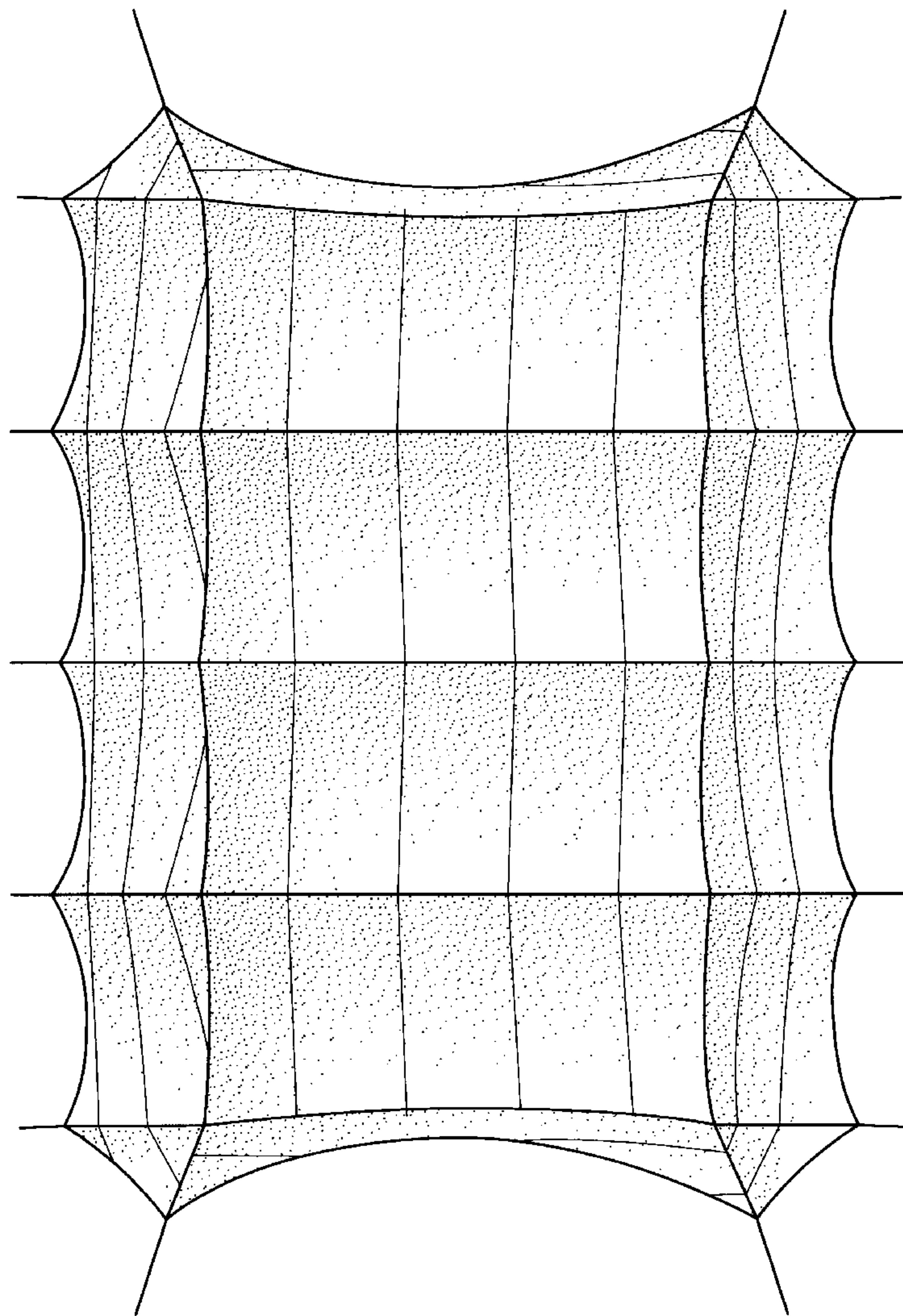


FIG. 1

FIG. 2

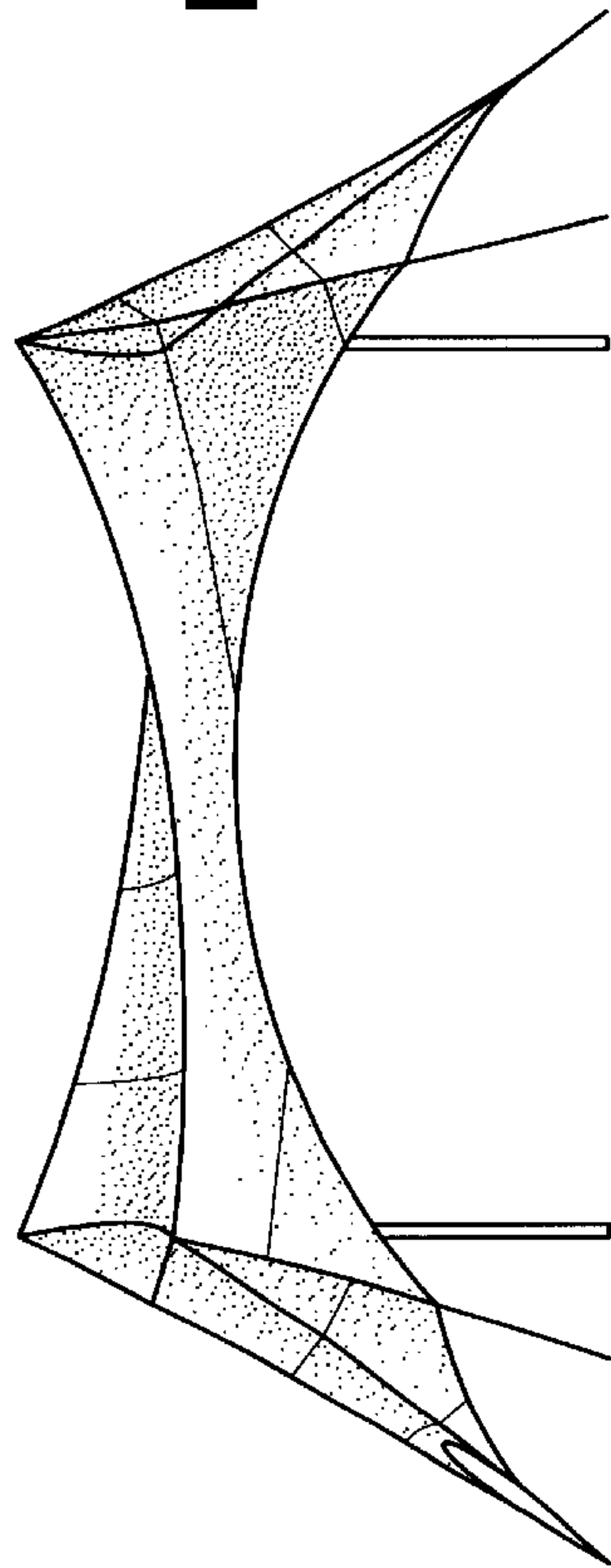
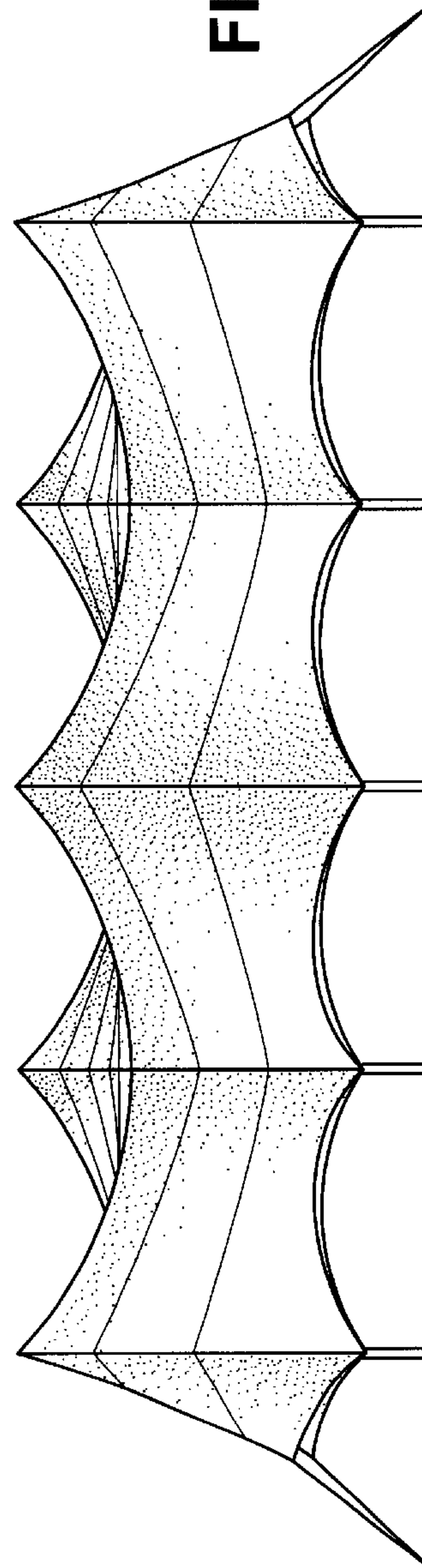


FIG. 3



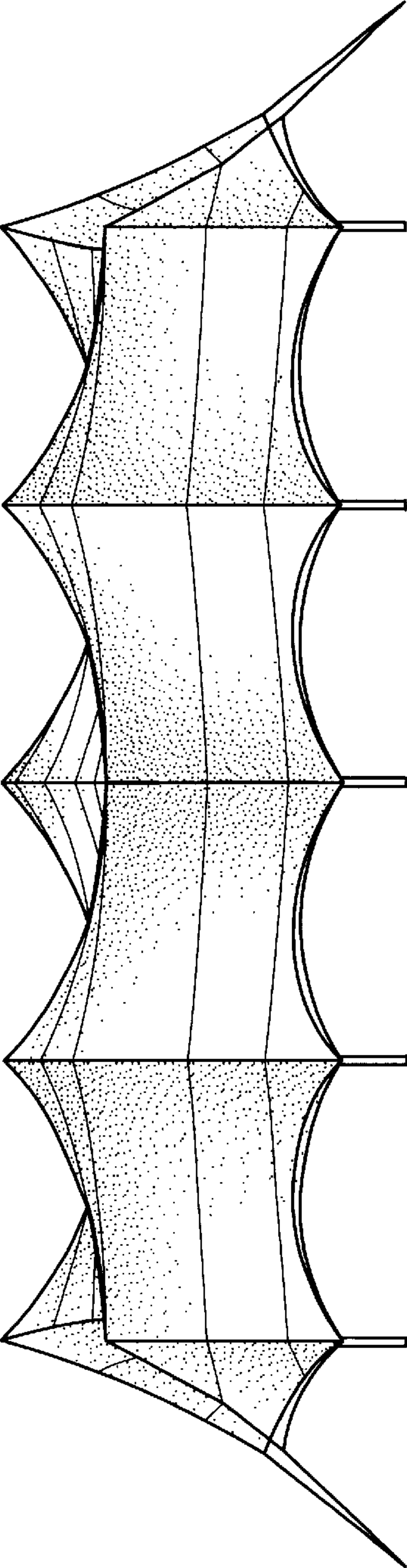


FIG. 4