

US00D543244S

(12) **United States Design Patent**  
**Tsuruha**

(10) **Patent No.:** **US D543,244 S**

(45) **Date of Patent:** **\*\* May 22, 2007**

(54) **PENCIL SHARPENER**

(75) Inventor: **Toshiaki Tsuruha**, Hirakata (JP)

(73) Assignee: **Matsushita Electric Industrial Co., Ltd.**, Osaka (JP)

(\*\*) Term: **14 Years**

(21) Appl. No.: **29/237,654**

(22) Filed: **Sep. 2, 2005**

(30) **Foreign Application Priority Data**

May 31, 2005 (JP) ..... 2005-015694

(51) **LOC (8) Cl.** ..... **19-06**

(52) **U.S. Cl.** ..... **D19/73**

(58) **Field of Classification Search** ..... D8/91,  
D8/98; D19/72-74, 96, 97, 99; 30/451-462;  
144/28.1, 28.11, 28.2-28.7, 28.72, 28.8, 28.9  
See application file for complete search history.

(56) **References Cited**

**U.S. PATENT DOCUMENTS**

- D43,710 S \* 3/1913 Amster ..... D3/26
- D79,190 S \* 8/1929 Hanle ..... D19/84
- D85,644 S \* 12/1931 Graff ..... D19/99
- D91,676 S \* 3/1934 Loewy ..... D19/74
- D101,889 S 11/1936 Rix
- D112,545 S \* 12/1938 Younghusband ..... D9/504
- D122,265 S \* 9/1940 Hanle ..... D19/84
- D152,554 S 2/1949 May
- 2,737,927 A \* 3/1956 Rhoades ..... 401/119
- D190,554 S 6/1961 Madl
- D199,473 S 10/1964 Shuler
- 3,289,641 A \* 12/1966 Ginsberg ..... 144/28.5
- D219,496 S \* 12/1970 Lebedeff ..... D28/85
- D219,719 S 1/1971 Fleming
- D226,335 S \* 2/1973 Levy et al. .... D19/77
- D240,223 S 6/1976 MacGregor
- D240,299 S \* 6/1976 Hoffman ..... D19/74
- D250,035 S 10/1978 Kajiwara
- D251,008 S 2/1979 Kajiwara

- D255,988 S \* 7/1980 Mascia et al. .... D9/519
- D286,858 S \* 11/1986 Giorgio ..... D9/519
- D320,812 S 10/1991 Yuen
- 5,064,073 A \* 11/1991 Folland ..... 220/521
- D333,784 S \* 3/1993 Goodman ..... D9/424
- D354,987 S 1/1995 Yuen
- D387,808 S \* 12/1997 Carlson ..... D19/99
- D388,464 S \* 12/1997 Najbart ..... D19/78
- D389,516 S \* 1/1998 Delman ..... D19/36
- D390,264 S 2/1998 Singleton et al.
- D396,062 S 7/1998 White et al.
- D406,173 S 2/1999 Chen
- D422,313 S 4/2000 Chen
- D441,796 S 5/2001 Chan
- D464,571 S \* 10/2002 Hill et al. .... D9/519
- D465,733 S \* 11/2002 Hill ..... D9/519
- D480,110 S 9/2003 Lin
- 6,783,033 B1 \* 8/2004 Chan ..... 222/166
- D504,979 S \* 5/2005 Lai ..... D28/76
- D512,461 S 12/2005 Tsuruha

\* cited by examiner

*Primary Examiner*—Elizabeth A. Albert

(74) *Attorney, Agent, or Firm*—Brinks Hofer Gilson & Lione

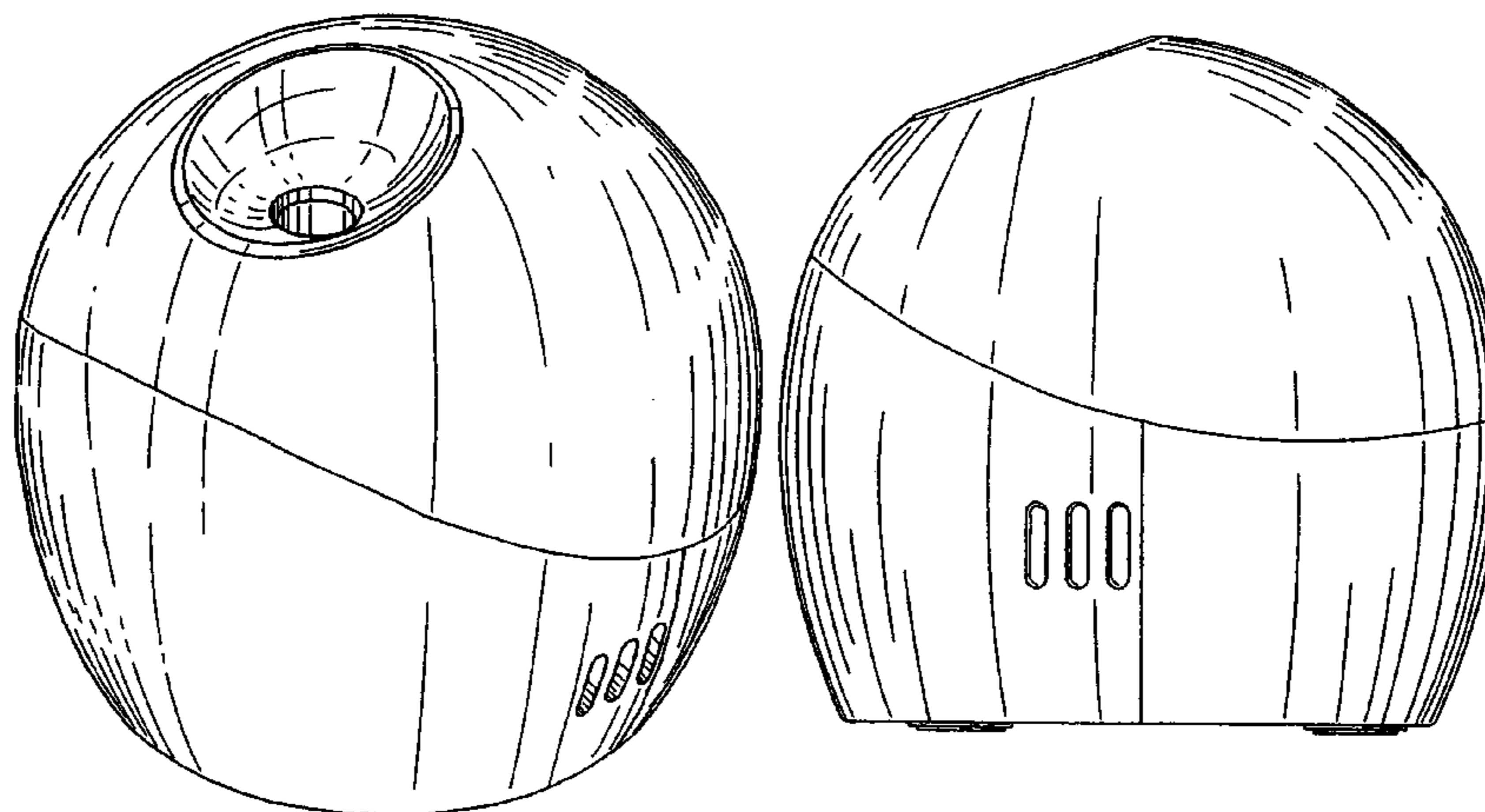
(57) **CLAIM**

The ornamental design for a pencil sharpener, as shown and described.

**DESCRIPTION**

FIG. 1 is a top perspective view of a pencil sharpener of the present invention;  
 FIG. 2 is a front view thereof;  
 FIG. 3 is a first side view thereof;  
 FIG. 4 is a second side view thereof;  
 FIG. 5 is a top view thereof;  
 FIG. 6 is a rear view thereof; and,  
 FIG. 7 is a bottom view thereof.  
 The broken lines showing portions of the bottom are included for information purposes only and form no part of the claimed design.

**1 Claim, 4 Drawing Sheets**






FIG.1




FIG. 2

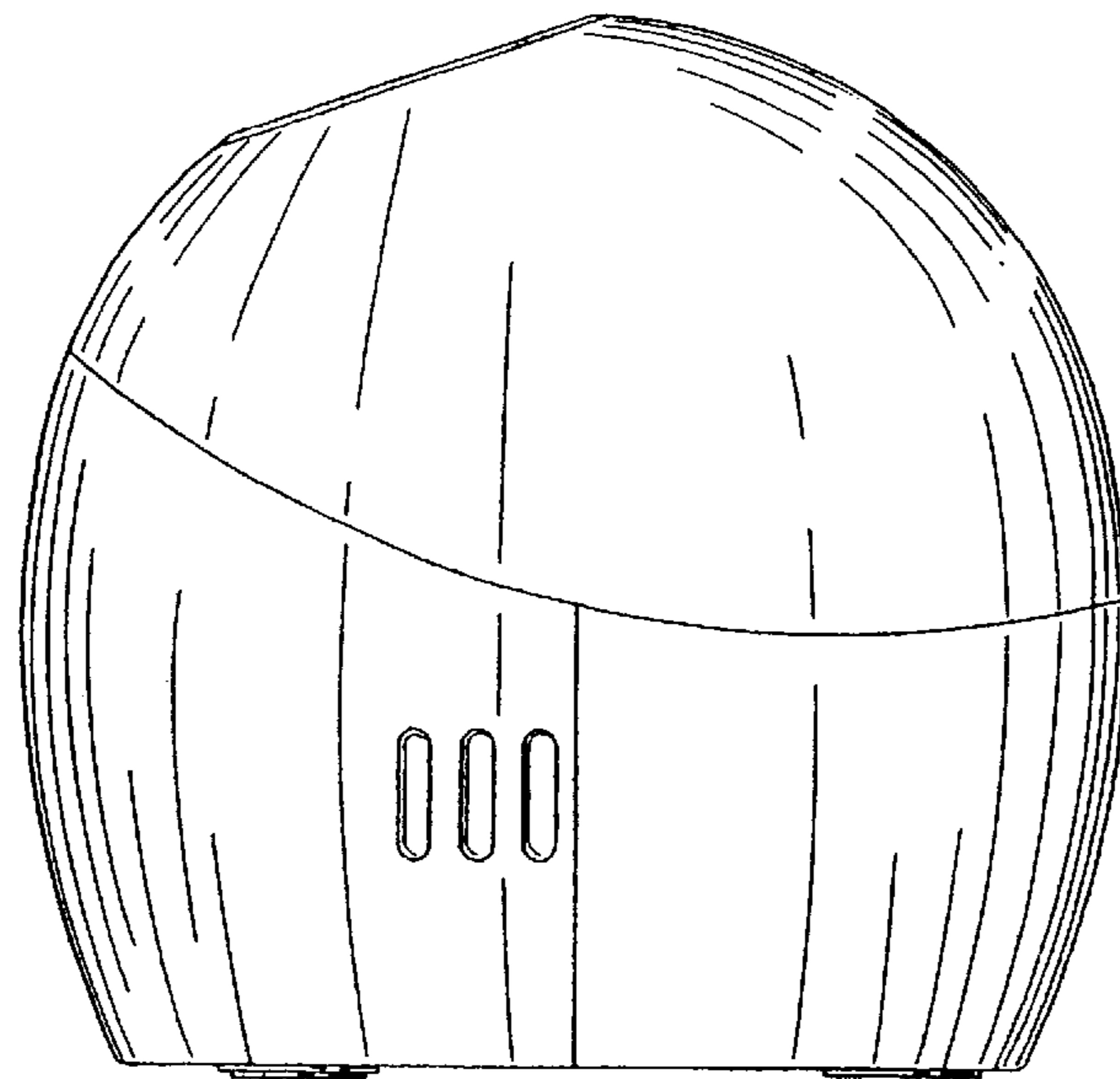


FIG. 3

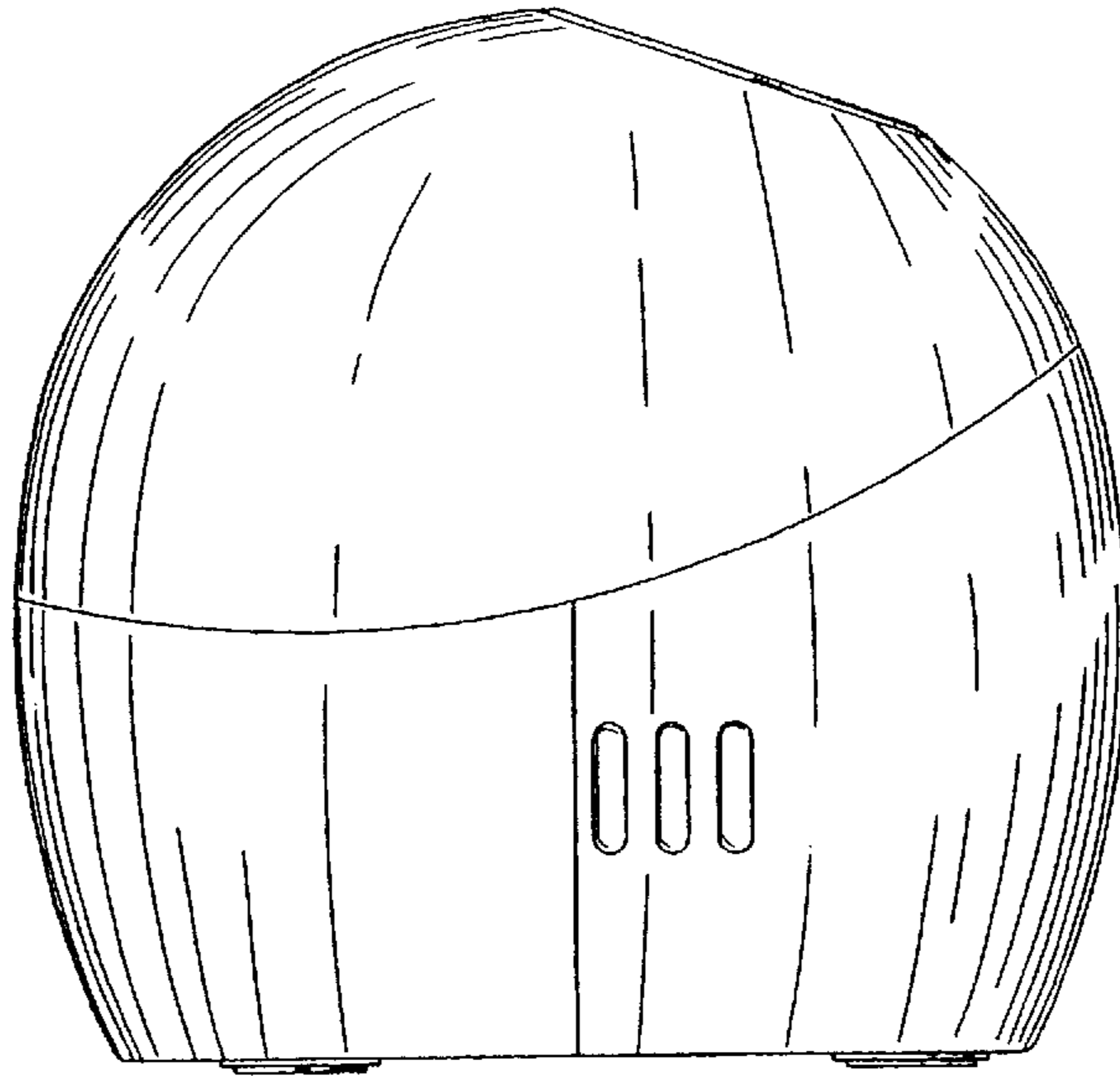


FIG. 4

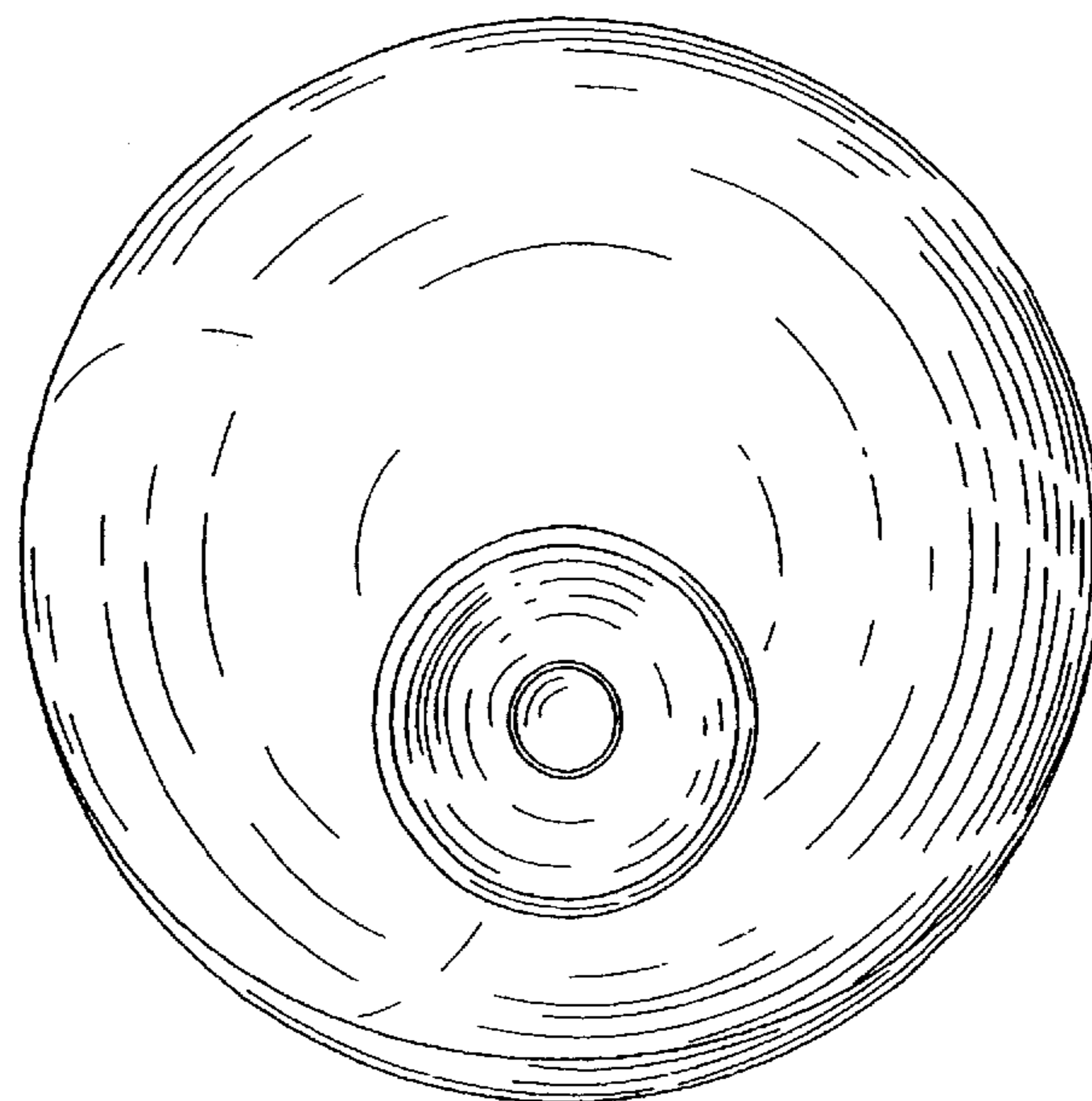


FIG. 5

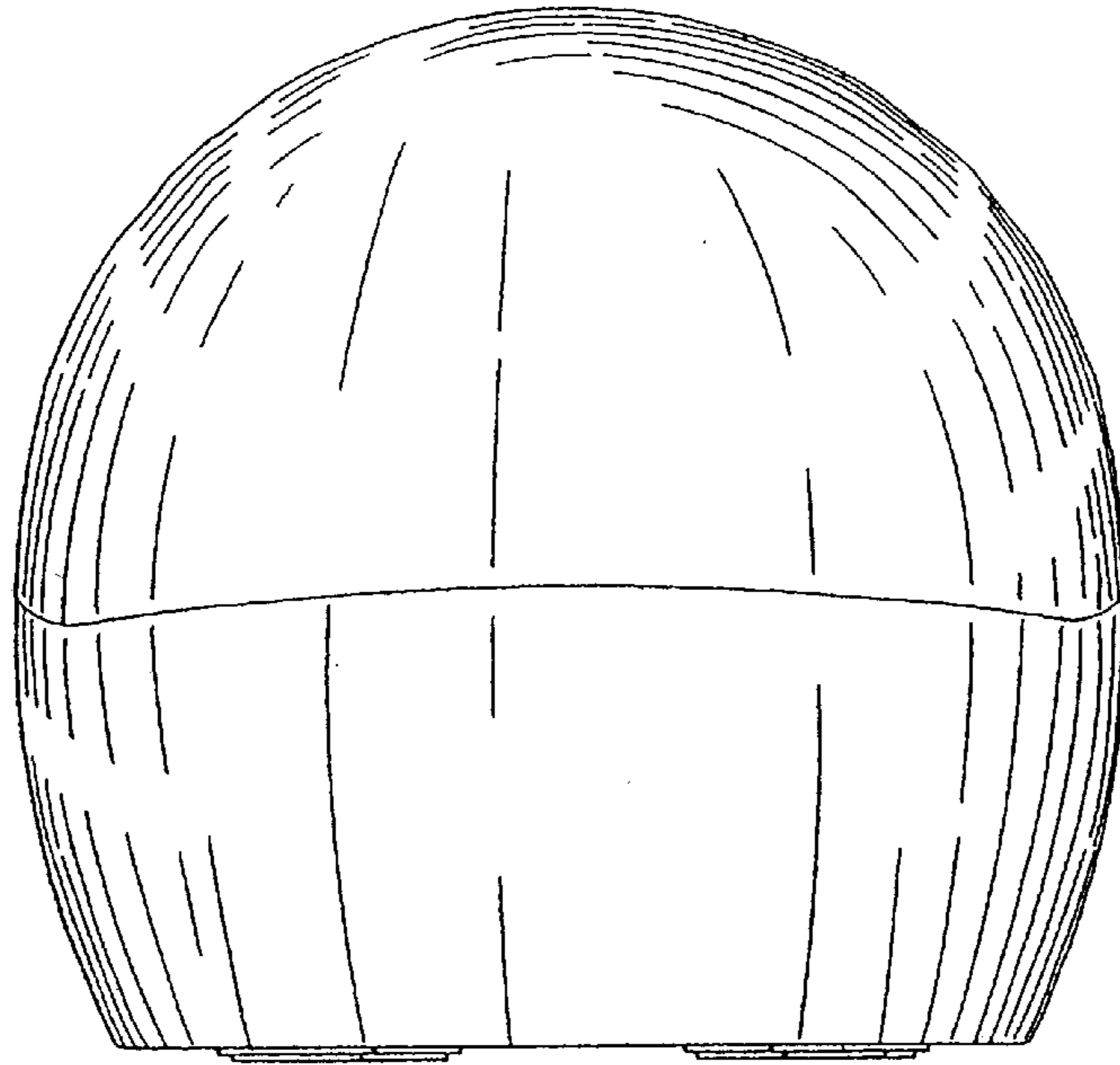


FIG. 6

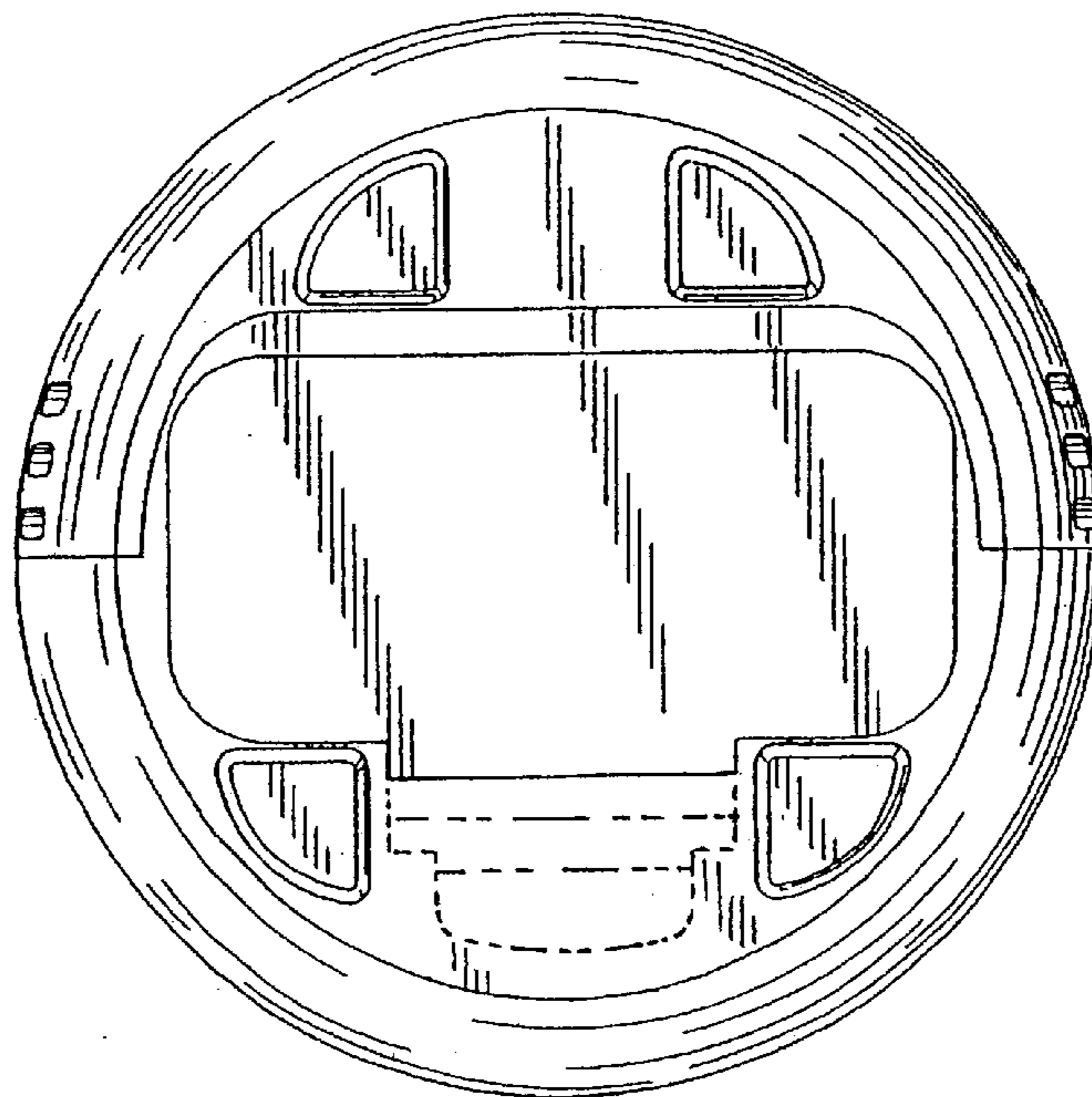


FIG. 7