

US00D543230S

(12) **United States Design Patent**
Nakanishi

(10) **Patent No.:** **US D543,230 S**

(45) **Date of Patent:** **** May 22, 2007**

(54) **PAIR OF EYEGLASSES**

(75) Inventor: **Eiichi Nakanishi**, Osaka (JP)

(73) Assignee: **Maui Jim, Inc.**, Peoria, IL (US)

(**) Term: **14 Years**

(21) Appl. No.: **29/242,169**

(22) Filed: **Nov. 7, 2005**

(51) **LOC (8) Cl.** **16-06**

(52) **U.S. Cl.** **D16/315; D16/335**

(58) **Field of Classification Search** D16/300-330,
D16/101, 332-338; D29/109-110; D24/110.2;
351/41, 44, 51-52, 62, 158, 92, 103-111,
351/130, 61, 114-119, 121-123; 2/426-432,
2/448, 441, 447, 434-437

See application file for complete search history.

(56) **References Cited**

U.S. PATENT DOCUMENTS

4,550,989	A	*	11/1985	Hafner	351/103
4,561,734	A	*	12/1985	Ayache	351/103
D426,256	S	*	6/2000	Hirschman et al.	D16/315
D426,257	S	*	6/2000	Hirschman et al.	D16/315
D426,566	S	*	6/2000	Hirschman et al.	D16/315
D429,753	S	*	8/2000	Hirschman et al.	D16/315
D430,190	S	*	8/2000	Hirschman et al.	D16/315
D430,191	S	*	8/2000	Hirschman et al.	D16/315

D455,451	S	*	4/2002	Onodera	D16/315
D473,258	S	*	4/2003	Hirschman	D16/315
D481,059	S	*	10/2003	Egbert et al.	D16/315
D488,829	S	*	4/2004	Hester	D16/316
D489,393	S	*	5/2004	Hester	D16/316
6,877,855	B2	*	4/2005	Ng	351/110
D508,514	S	*	8/2005	Hester	D16/316

OTHER PUBLICATIONS

Ray Ban catalog, p. 26, 1998.*
Ray Ban catalog, p. 26, 1997.*

* cited by examiner

Primary Examiner—Raphael Barkai

(74) *Attorney, Agent, or Firm*—Brett Trout

(57) **CLAIM**

The ornamental design for a pair of eyeglasses, as shown and described.

DESCRIPTION

FIG. 1 is a Perspective View of the pair of eyeglasses of the present invention;

FIG. 2 is a Front View;

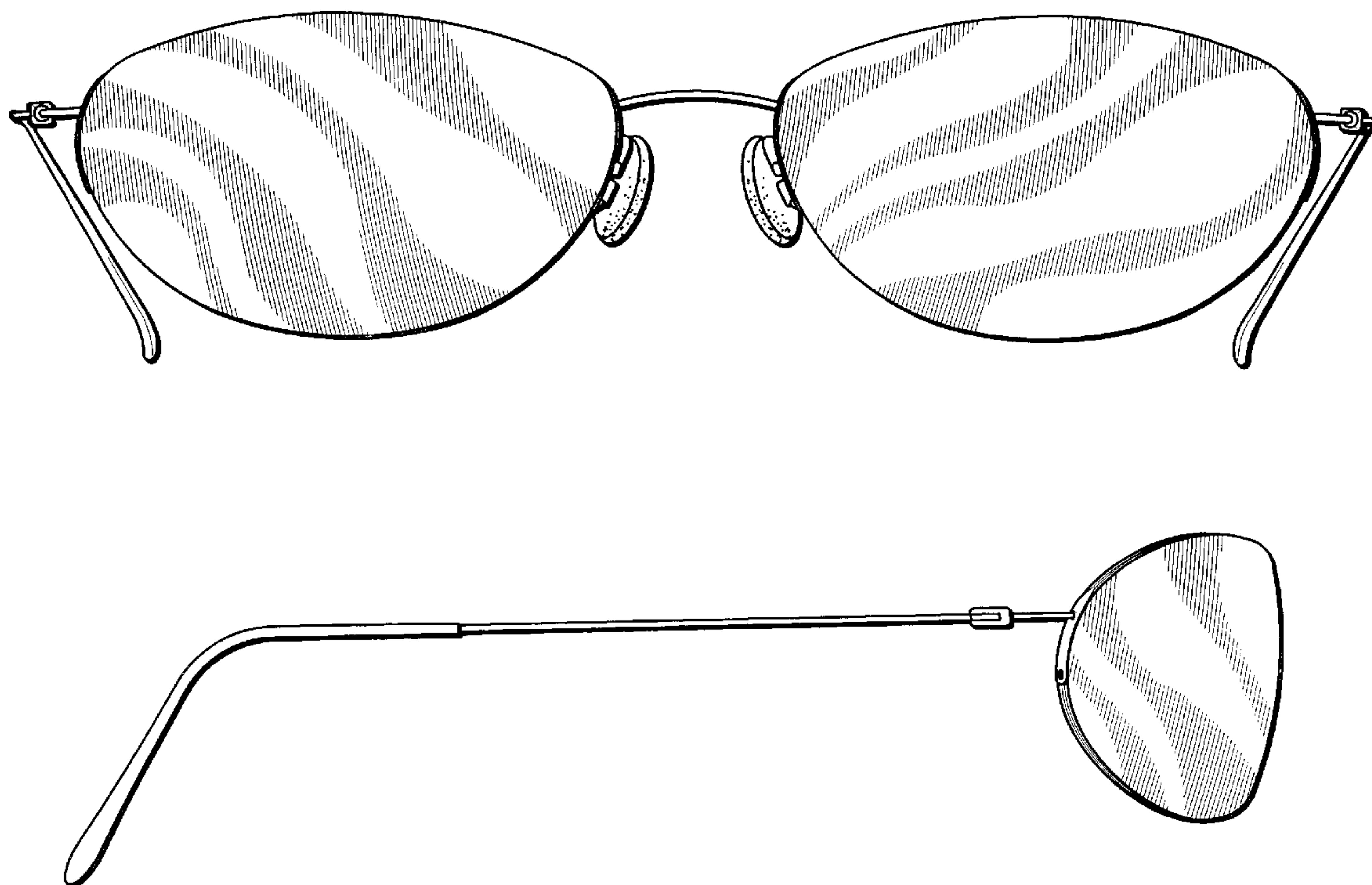
FIG. 3 is a Right Side View thereof;

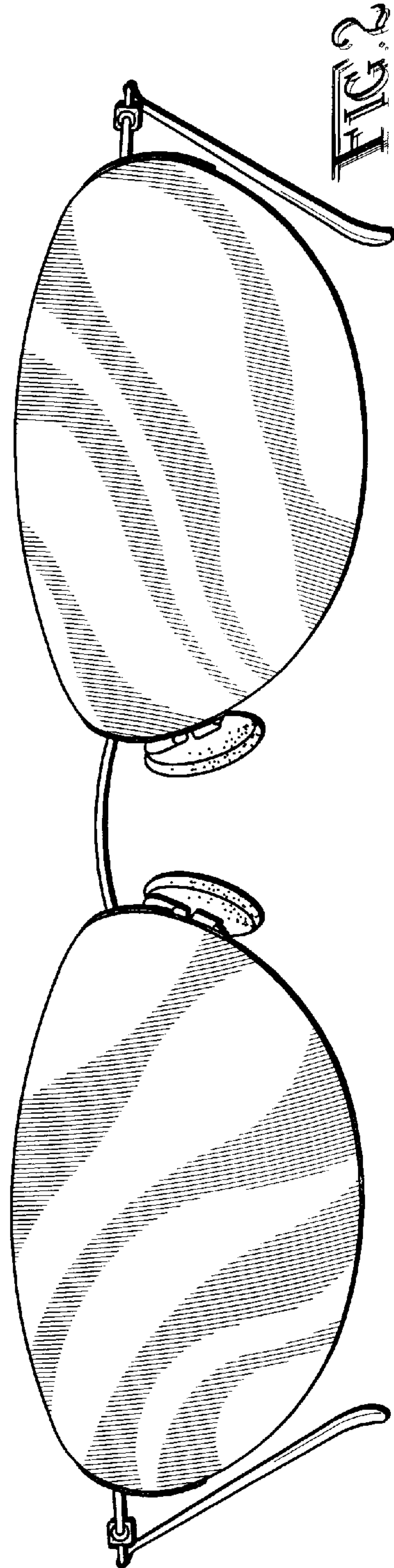
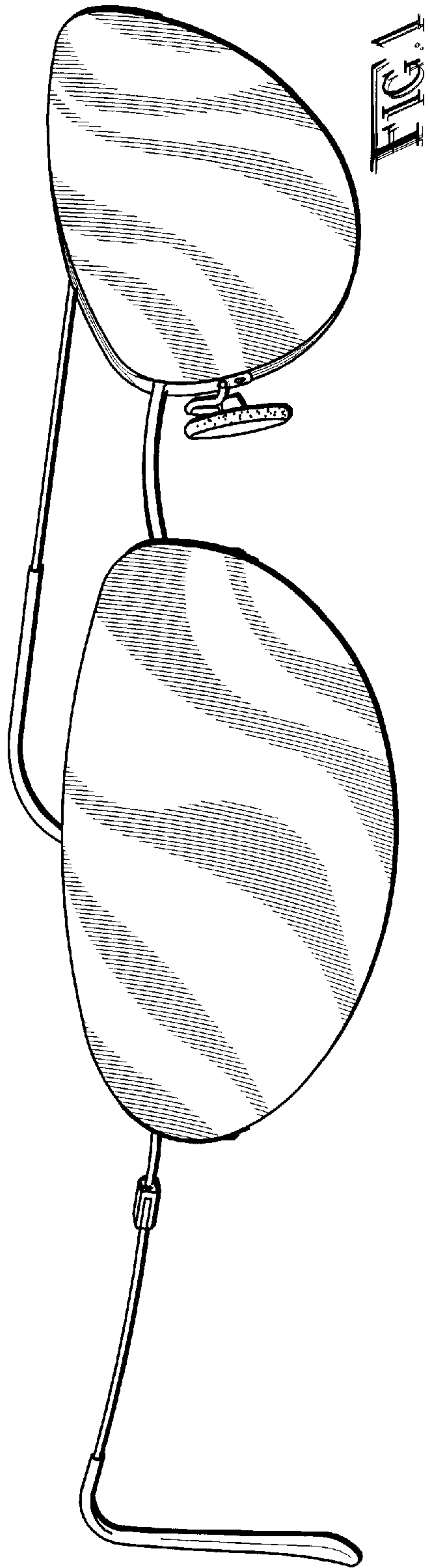
FIG. 4 is a Plan View thereof;

FIG. 5 is a Rear View thereof; and,

FIG. 6 is an Inverted Plan View thereof.

1 Claim, 3 Drawing Sheets





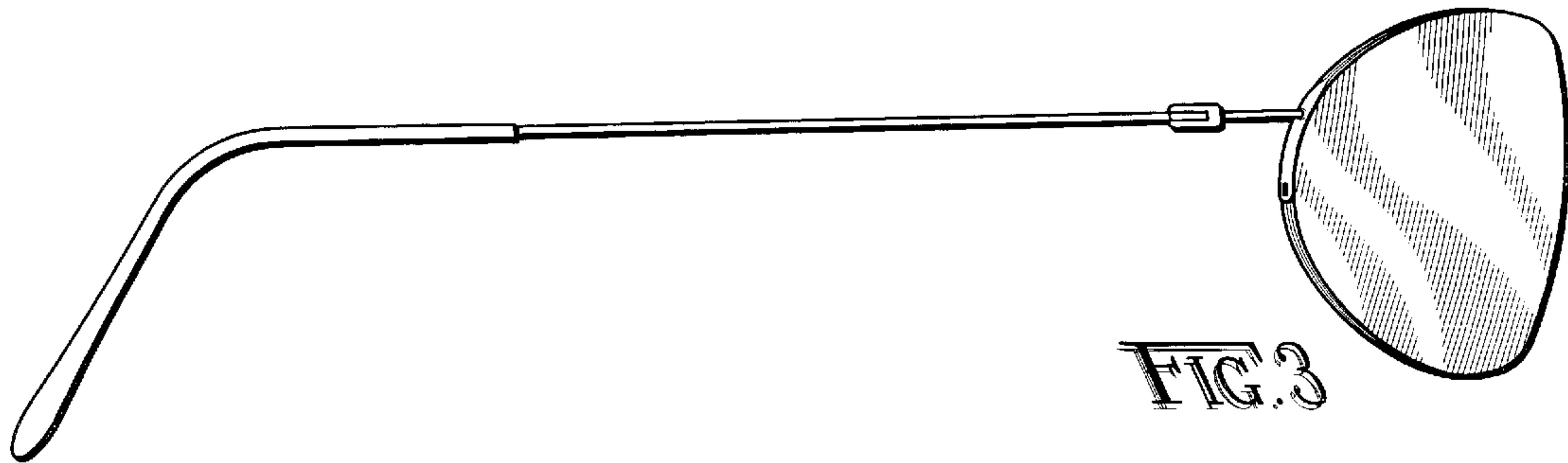


FIG. 3

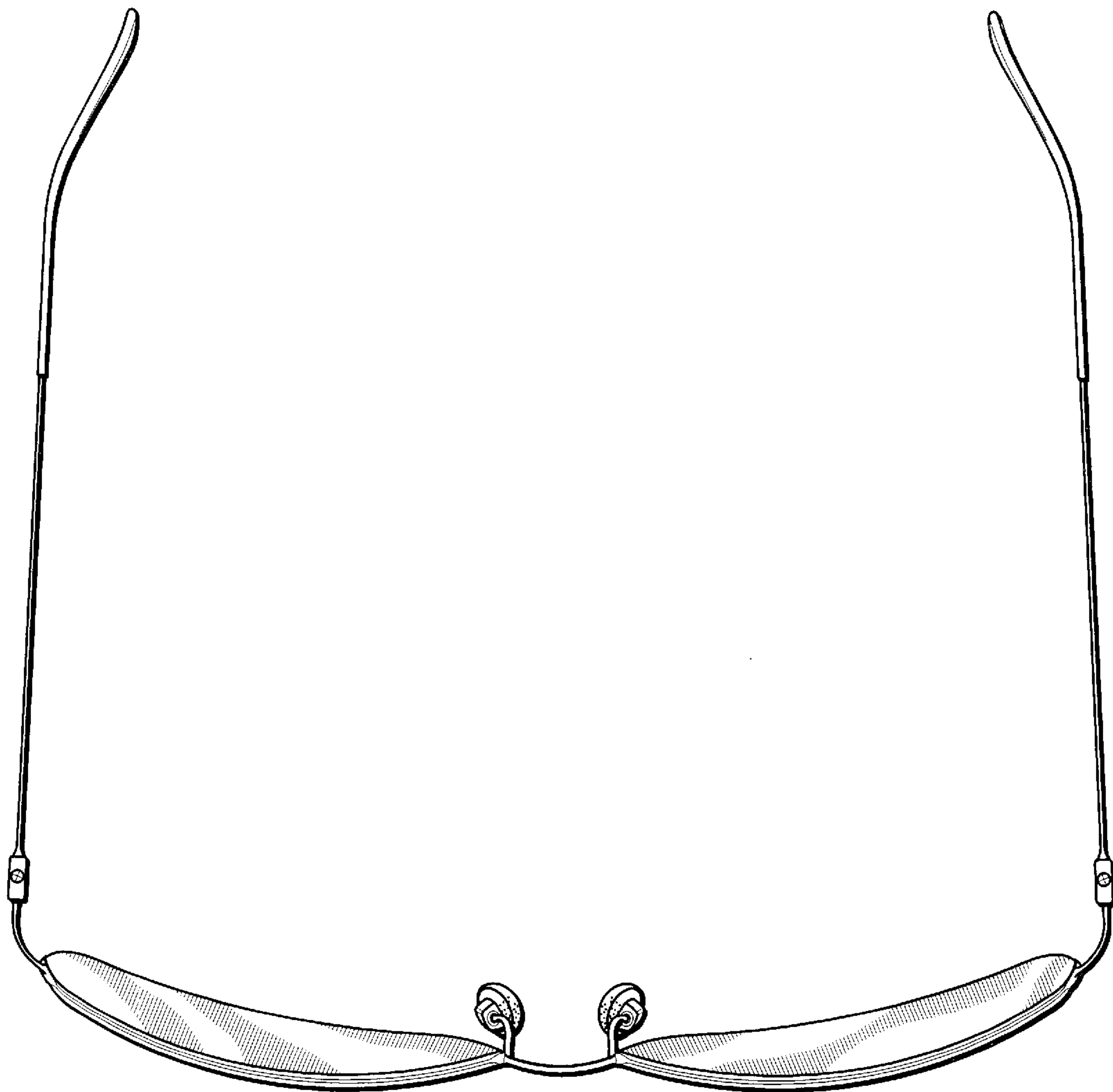


FIG. 4

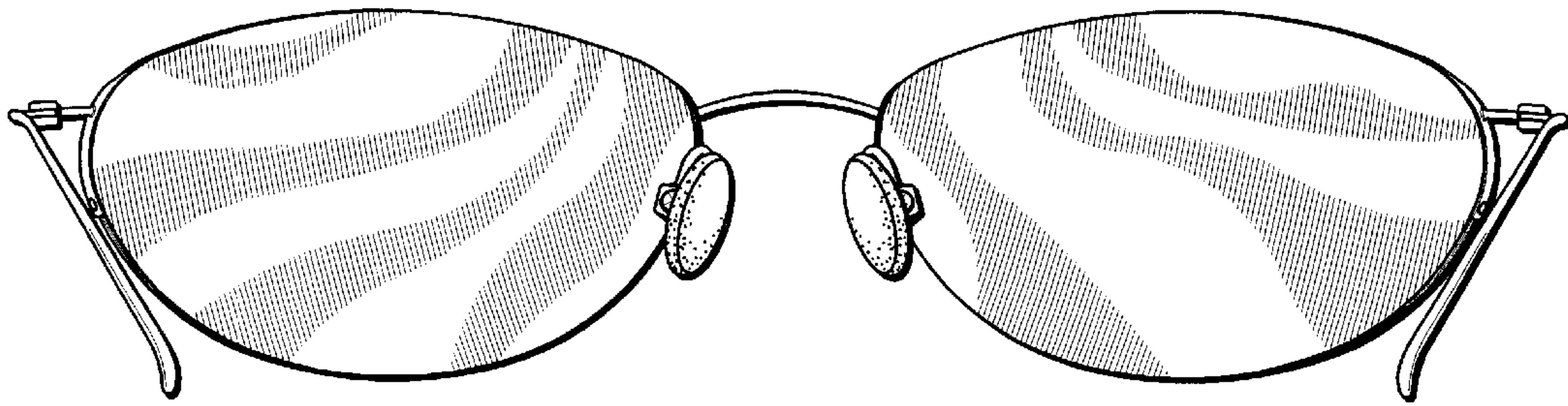


FIG. 5

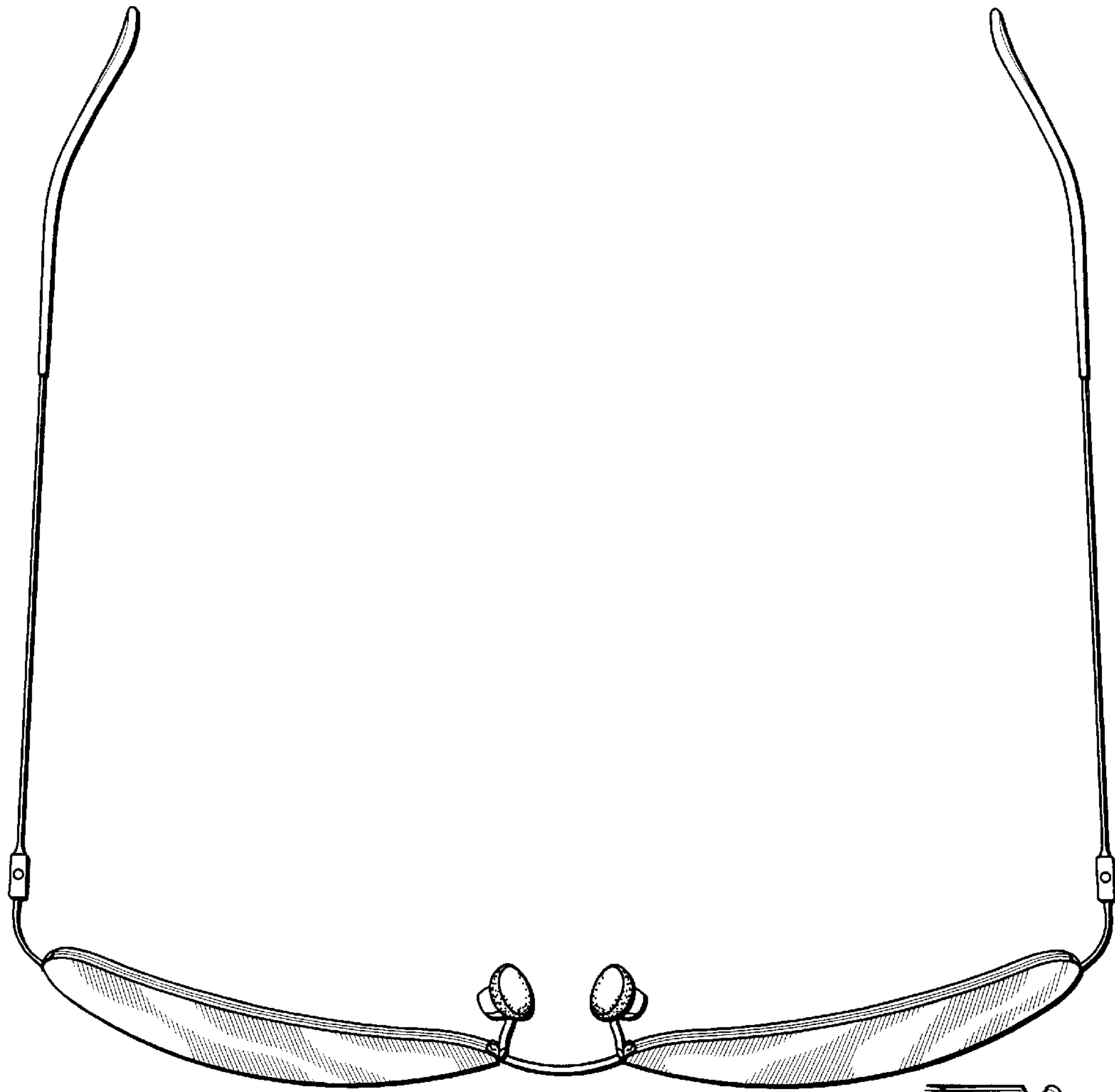


FIG. 6