

US00D543203S

(12) **United States Design Patent**
Park et al.

(10) **Patent No.:** **US D543,203 S**

(45) **Date of Patent:** **** May 22, 2007**

(54) **USB DRIVE**

(75) Inventors: **Sung Yong Park**, Chungcheongbuk-do (KR); **Han Bitt Joo**, Gyeonggi-do (KR)

(73) Assignee: **LG Electronics Inc.**, Seoul (KR)

(**) Term: **14 Years**

(21) Appl. No.: **29/259,248**

(22) Filed: **May 5, 2006**

(30) **Foreign Application Priority Data**

Nov. 15, 2005 (KR) 30-2005-0038362

(51) **LOC (8) Cl.** **14-02**

(52) **U.S. Cl.** **D14/356; D14/435**

(58) **Field of Classification Search** D14/137,
D14/156, 167, 240, 242, 299, 348, 356, 358,
D14/384-5, 402, 432-435, 496; 361/685-6;
365/63, 131; 439/139-41, 144, 518, 638;
710/62, 74

See application file for complete search history.

(56) **References Cited**

U.S. PATENT DOCUMENTS

- D268,931 S * 5/1983 Ellis et al. D14/433
- 5,140,108 A * 8/1992 Miyajima 174/563
- D396,860 S * 8/1998 Yasutomi D14/168
- D398,605 S * 9/1998 Murray et al. D14/137
- 6,238,043 B1 * 5/2001 Silverbrook 347/86
- D447,470 S * 9/2001 Obata D14/167
- 6,522,534 B1 * 2/2003 Wu 361/686

- D494,175 S * 8/2004 Kawasaki D14/384
- D500,302 S * 12/2004 Deguchi D14/167
- D502,166 S * 2/2005 Nakamura D14/167
- D508,493 S * 8/2005 Liu D14/433
- D514,561 S * 2/2006 Lim D14/356
- 7,090,515 B2 * 8/2006 Regen et al. 439/131

OTHER PUBLICATIONS

USB PDFs: [http://www.lge.com/products/model/detail/ubjg1ga01p\(jungle\).jhtml](http://www.lge.com/products/model/detail/ubjg1ga01p(jungle).jhtml), May 27, 2006.*

* cited by examiner

Primary Examiner—Robin Webster

Assistant Examiner—Karen E Patterson

(74) *Attorney, Agent, or Firm*—Birch, Stewart, Kolasch & Birch, LLP.

(57) **CLAIM**

The ornamental design for a USB drive, as shown and described.

DESCRIPTION

FIG. 1 is a perspective view of the USB drive showing our new design;

FIG. 2 is a front view thereof;

FIG. 3 is a rear view thereof;

FIG. 4 is a left side view thereof,

FIG. 5 is a right side view thereof;

FIG. 6 is a top view thereof; the bottom view being a mirror image thereof; and,

FIG. 7 is a perspective view thereof in the open position.

1 Claim, 3 Drawing Sheets

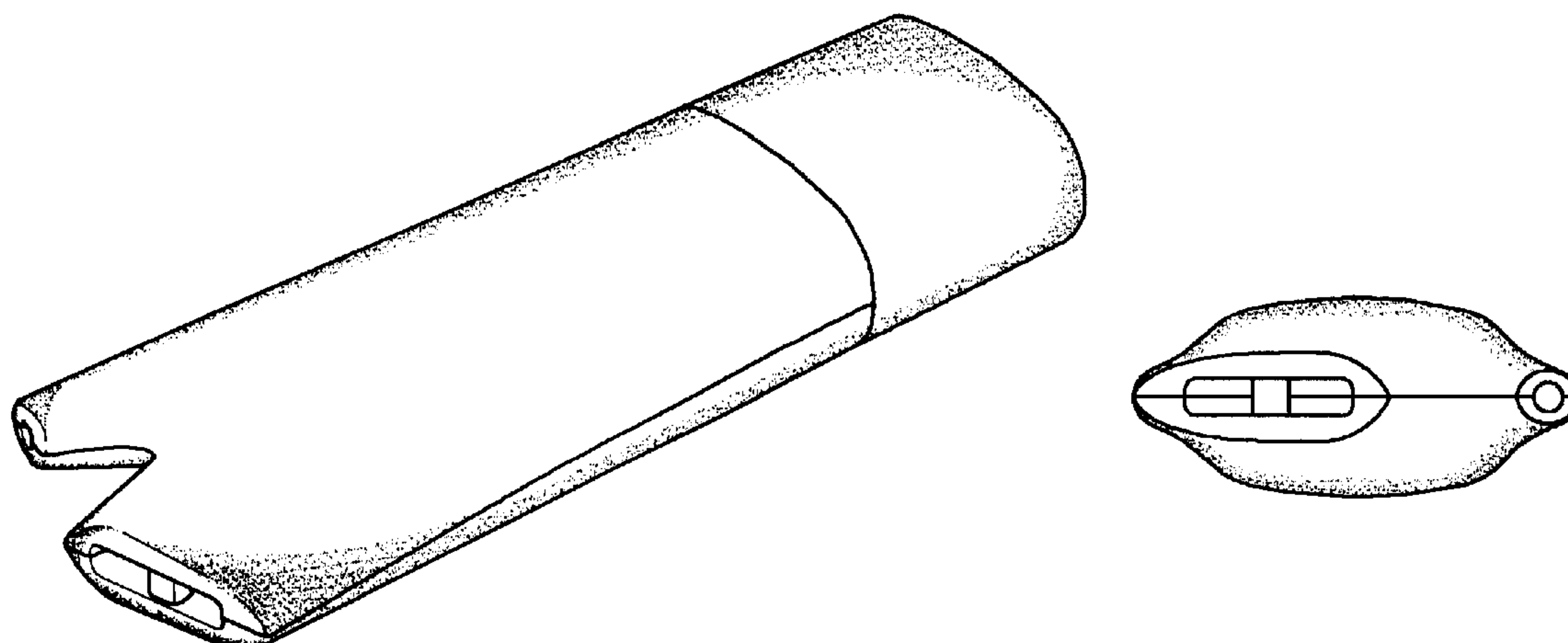


FIG. 1

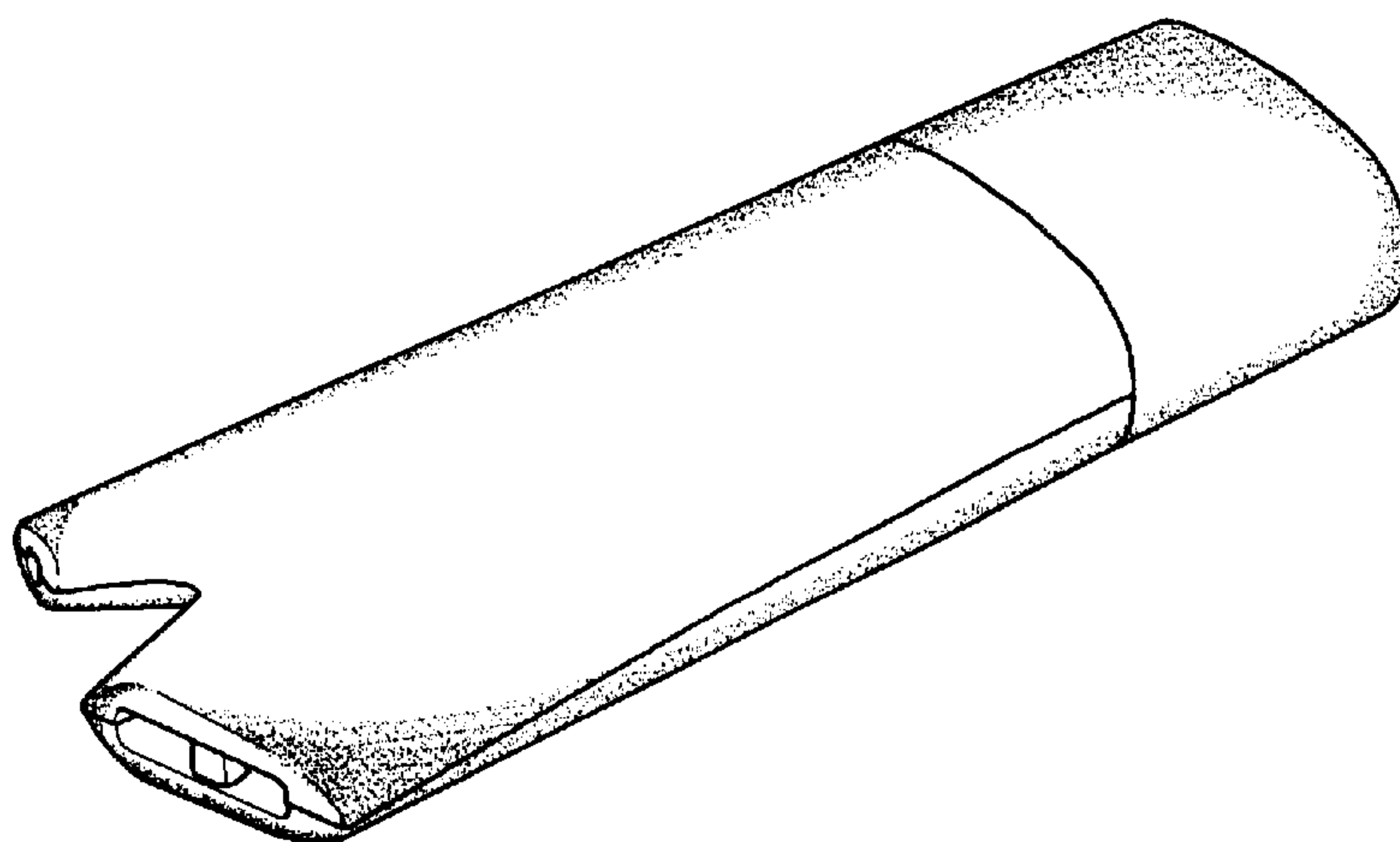


FIG. 2

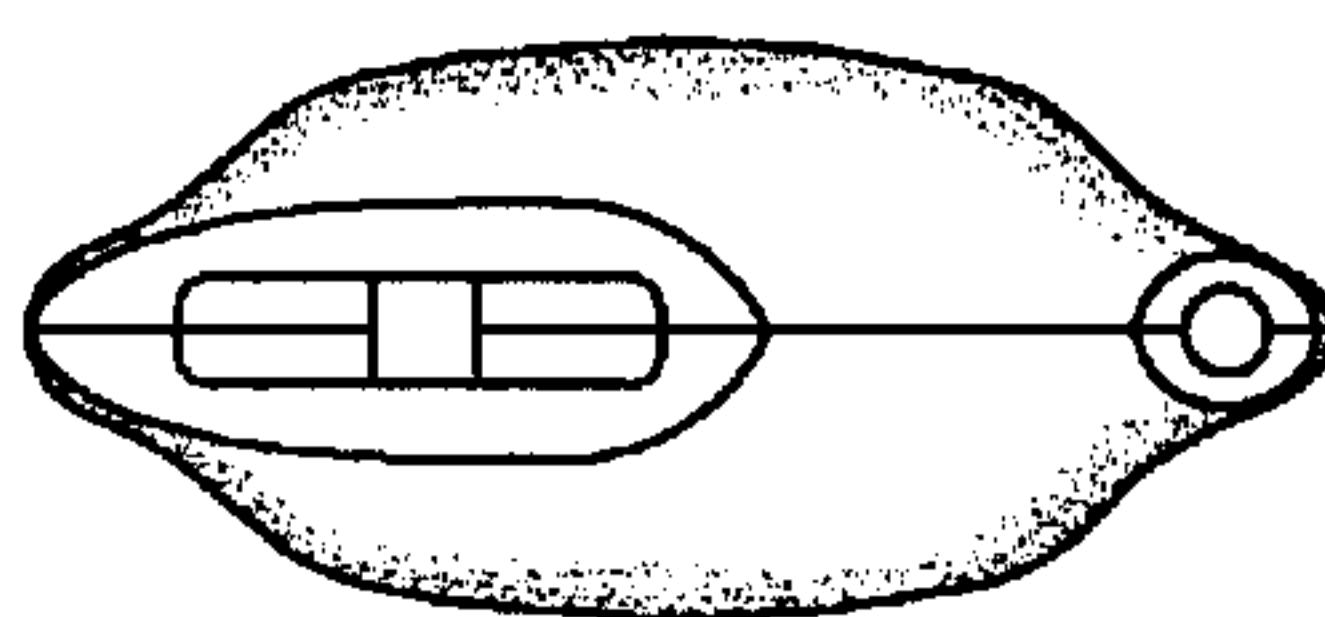


FIG. 3




FIG. 4

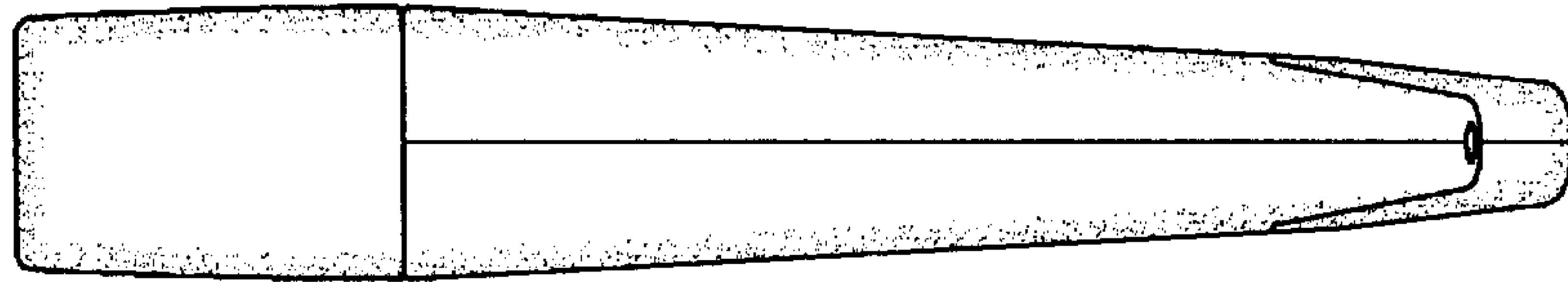


FIG. 5



FIG. 6

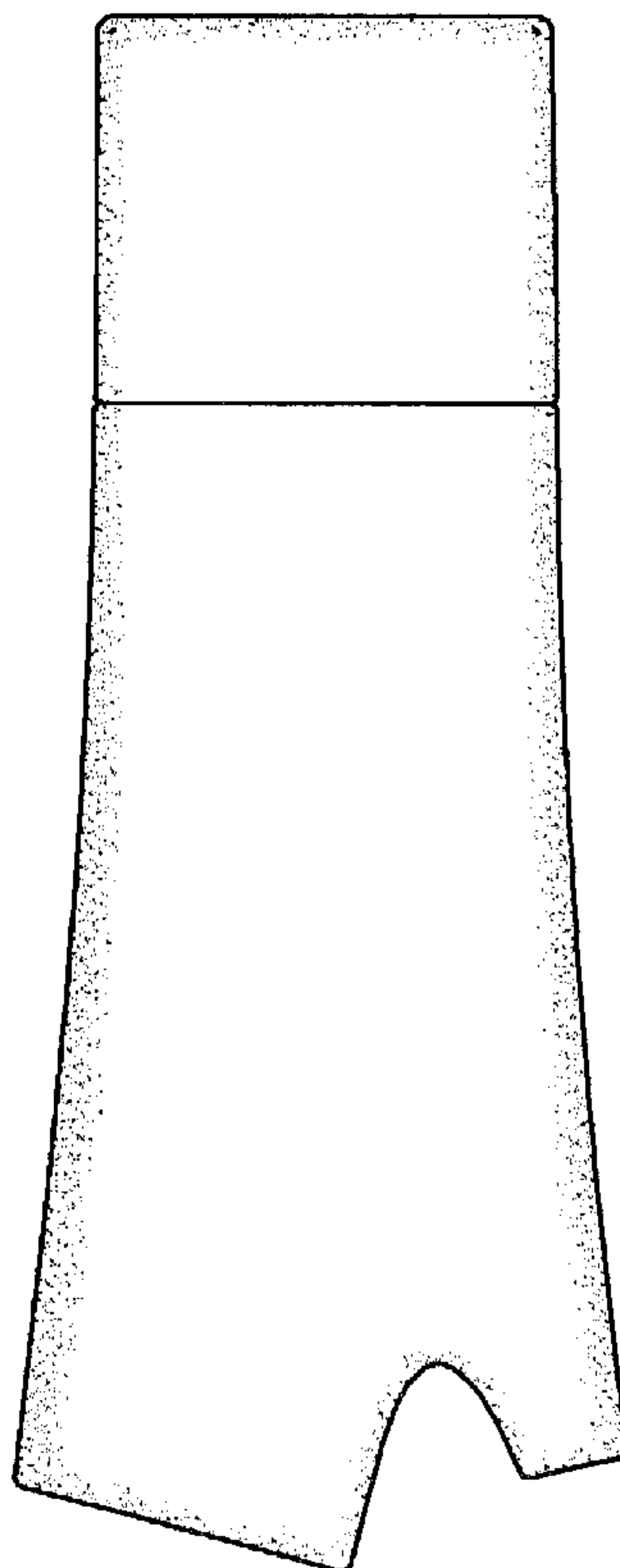


FIG. 7

