



US00D543201S

(12) **United States Design Patent**  
**Husgafvel**

(10) **Patent No.:** **US D543,201 S**

(45) **Date of Patent:** **\*\* May 22, 2007**

(54) **FRONT COVER PORTION OF A HANDSET**

EM	000119656-0001	10/2005
EM	000119656-0002	10/2005
EM	000119656-0003	10/2005
EM	000119656-0004	10/2005
EM	000119656-0005	10/2005
WO	DM/066071	* 11/2004

(75) Inventor: **Ilkka Husgafvel**, Helsinki (FI)

(73) Assignee: **Nokia Corporation**, Espoo (FI)

(\*\*) Term: **14 Years**

**OTHER PUBLICATIONS**

(21) Appl. No.: **29/216,886**

(22) Filed: **Nov. 10, 2004**

(30) **Foreign Application Priority Data**

Jun. 14, 2004 (FI) ..... M20040103

(51) **LOC (8) Cl.** ..... **14-03**

(52) **U.S. Cl.** ..... **D14/248**

(58) **Field of Classification Search** ..... D14/341-347,  
D14/138, 147-148, 247-248, 144, 496, 156;  
379/433.01-433.13; 455/575.3, 566, 575.1,  
455/556.1, 556.2, 90.3; D21/517

See application file for complete search history.

Nokia 6630 telephone, announced 2nd quarter 2004, [online], [retrieved on Sep. 29, 2006]. Retrieved from Internet, <URL:http://www.gsmarena.com>.\*

Bird S580 telephone, announced 1st quarter 2005, [online], [retrieved on Sep. 29, 2006]. Retrieved from Internet, URL:http://www.gsmarena.com>.\*

Product Sheet, Nokia 3660 Phone, Web Page HTTP://Europe.Nokia.com/A4145001; Sep. 20, 2006.

*Primary Examiner*—Jeffrey Asch

(74) *Attorney, Agent, or Firm*—Banner & Witcoff, Ltd.

(57) **CLAIM**

The ornamental design for a front cover portion of a handset, as shown and described.

(56) **References Cited**

**U.S. PATENT DOCUMENTS**

D390,509 S	*	2/1998	Antzinas et al.	.....	D14/138
D424,060 S	*	5/2000	Baker et al.	.....	D14/218
D425,887 S	*	5/2000	Edwards et al.	.....	D14/138
D432,511 S	*	10/2000	Eckholm	.....	D14/138
D441,733 S	*	5/2001	Do et al.	.....	D14/138
D459,327 S	*	6/2002	Ali	.....	D14/138
D460,057 S	*	7/2002	Hunt	.....	D14/138
6,469,731 B1	*	10/2002	Saburi	.....	348/14.02
D469,367 S	*	1/2003	Mirabelli et al.	.....	D10/65
D469,416 S	*	1/2003	Nam	.....	D14/138
D469,750 S	*	2/2003	Nam	.....	D14/138
D472,225 S	*	3/2003	Griffin	.....	D14/138
D479,212 S	*	9/2003	Eckholm	.....	D14/138

(Continued)

**FOREIGN PATENT DOCUMENTS**

EM	000119649-0001	4/2004
EM	000119649-0002	4/2004
EM	000119649-0003	4/2004
EM	000119649-0004	4/2004

**DESCRIPTION**

FIG. 1 is a right side view of a front cover portion of a handset showing my new design in isolation;

FIG. 2 is a front view thereof;

FIG. 3 is a left side view thereof;

FIG. 4 is a top plan view thereof;

FIG. 5 is a perspective front view thereof;

FIG. 6 is a top view of the front cover portion of a handset showing my new design illustrating the front cover within an environment of a remainder of a handset;

FIG. 7 is a right side view thereof;

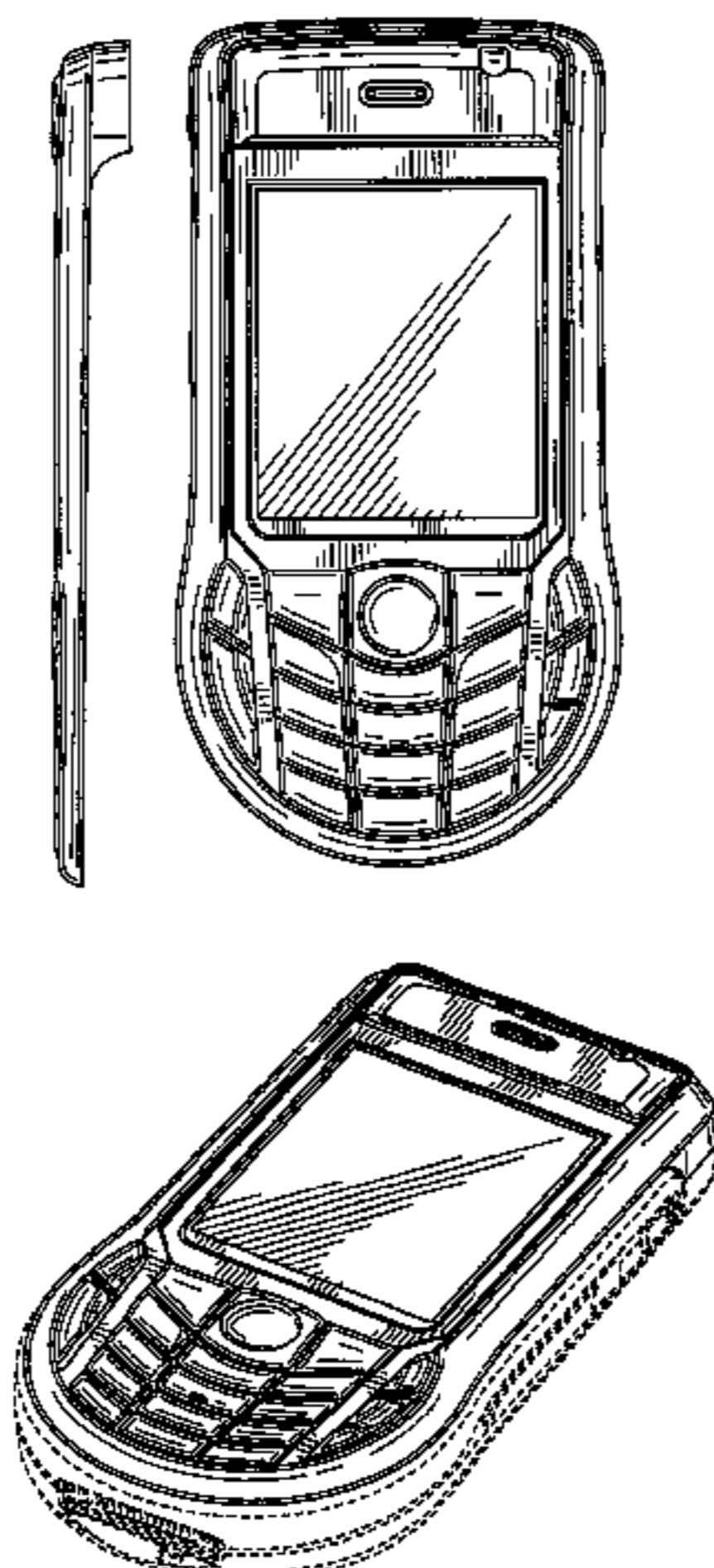
FIG. 8 is a front view thereof;

FIG. 9 is a left side view thereof; and,

FIG. 10 is a perspective front view thereof.

The broken line showing of the remainder of the handset in FIGS. 6-10 is for illustrative purposes only and forms no part of the claimed design.

**1 Claim, 5 Drawing Sheets**



# US D543,201 S

Page 2

---

## U.S. PATENT DOCUMENTS

D480,697 S	*	10/2003	Lee et al. ....	D14/138	D514,540 S	*	2/2006	Lai et al. ....	D14/138
D482,010 S	*	11/2003	Nuovo et al. ....	D14/138	D518,458 S	*	4/2006	Husgafvel et al. ....	D14/138
D488,143 S	*	4/2004	Ting et al. ....	D14/138	D518,806 S	*	4/2006	Husgafvel ....	D14/138
D490,791 S	*	6/2004	Pitt et al. ....	D14/138	D521,506 S	*	5/2006	Tyneski et al. ....	D14/247
D494,561 S	*	8/2004	Kagami et al. ....	D14/138	D524,803 S	*	7/2006	Tyneski et al. ....	D14/247
D494,950 S	*	8/2004	Keunecke ....	D14/138	2002/0190957 A1	*	12/2002	Lee et al. ....	345/169
D502,162 S	*	2/2005	Kim et al. ....	D14/138	2004/0185921 A1	*	9/2004	Tomaghi ....	455/575.1
D502,455 S	*	3/2005	Brandis et al. ....	D14/138	2005/0057520 A1	*	3/2005	Robinson ....	345/169
D502,691 S	*	3/2005	Fuxen ....	D14/138	2005/0079895 A1	*	4/2005	Kalenius et al. ....	455/566
D503,162 S	*	3/2005	Kagami et al. ....	D14/138	2005/0083642 A1	*	4/2005	Senpuku et al. ....	361/681
D514,539 S	*	2/2006	Lai et al. ....	D14/138					

\* cited by examiner



FIG. 1

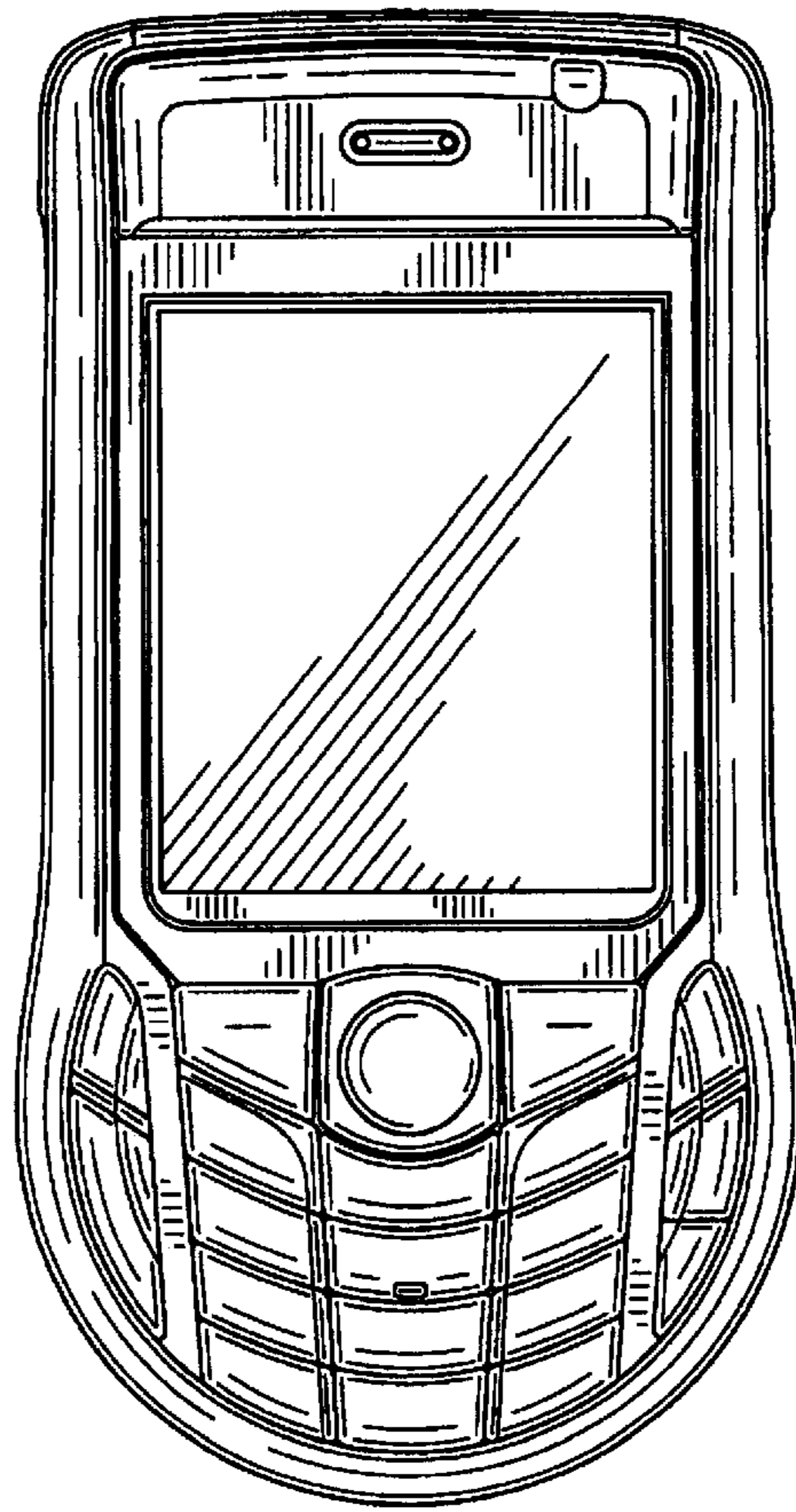


FIG. 2

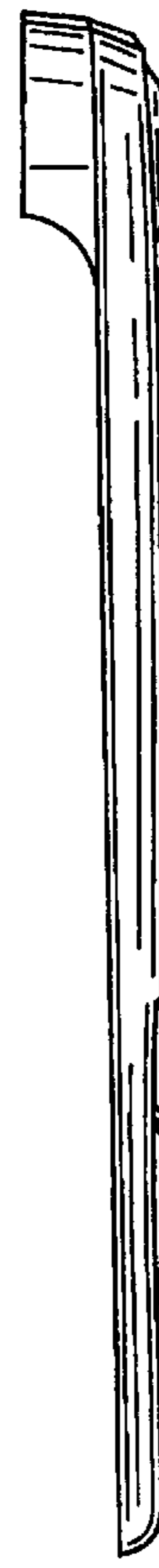


FIG. 3




FIG. 4

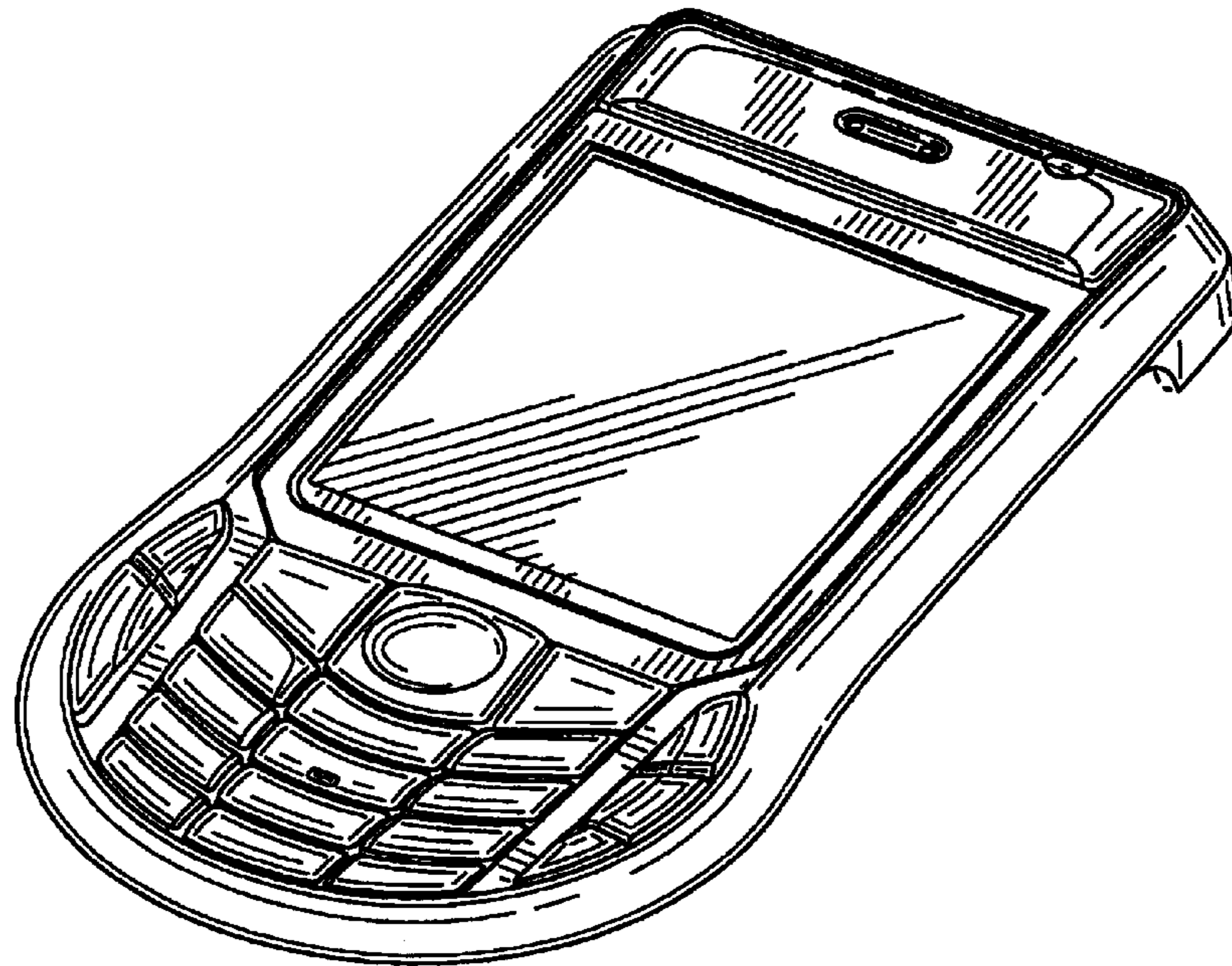


FIG. 5




FIG. 6




FIG. 7

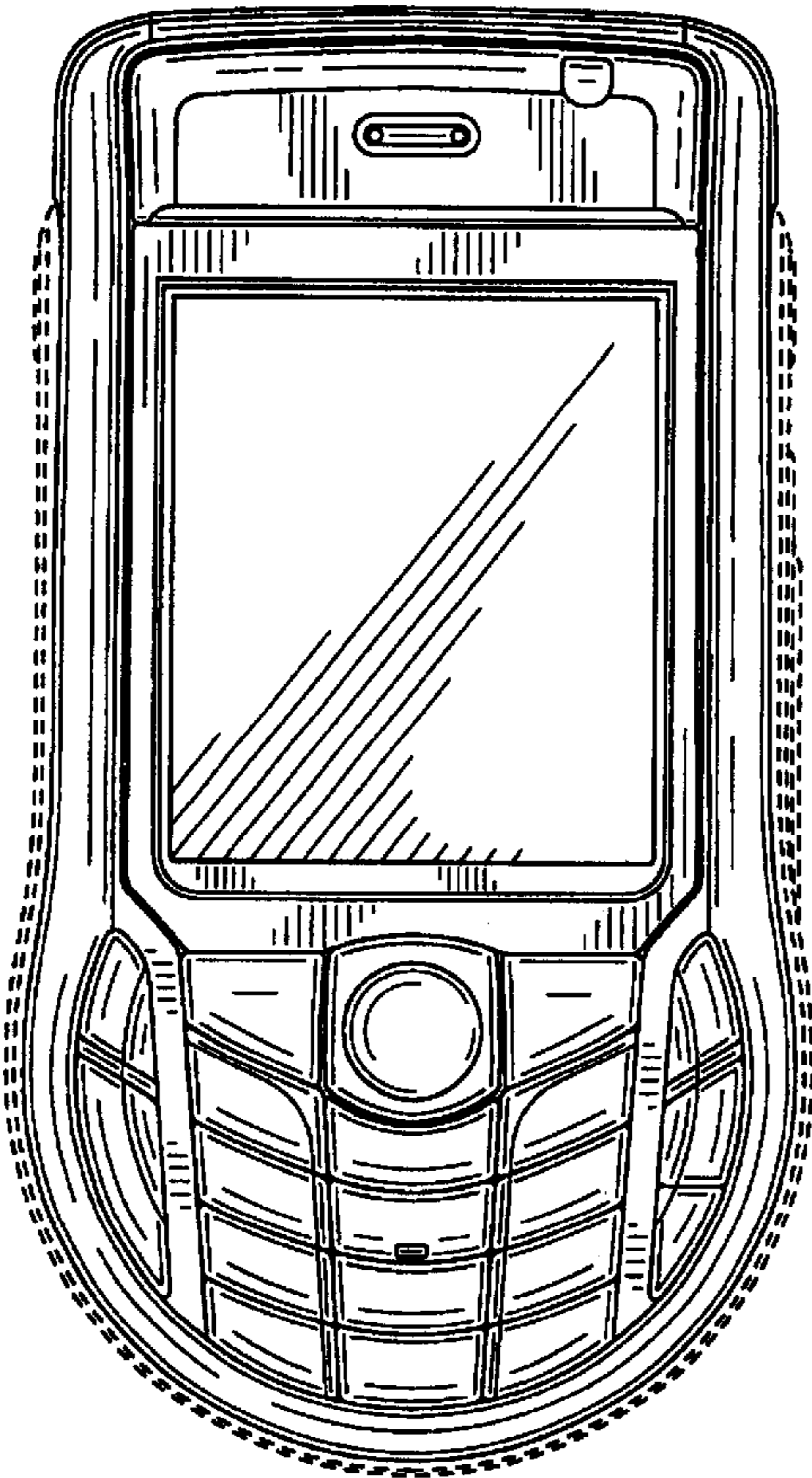


FIG. 8




FIG. 9

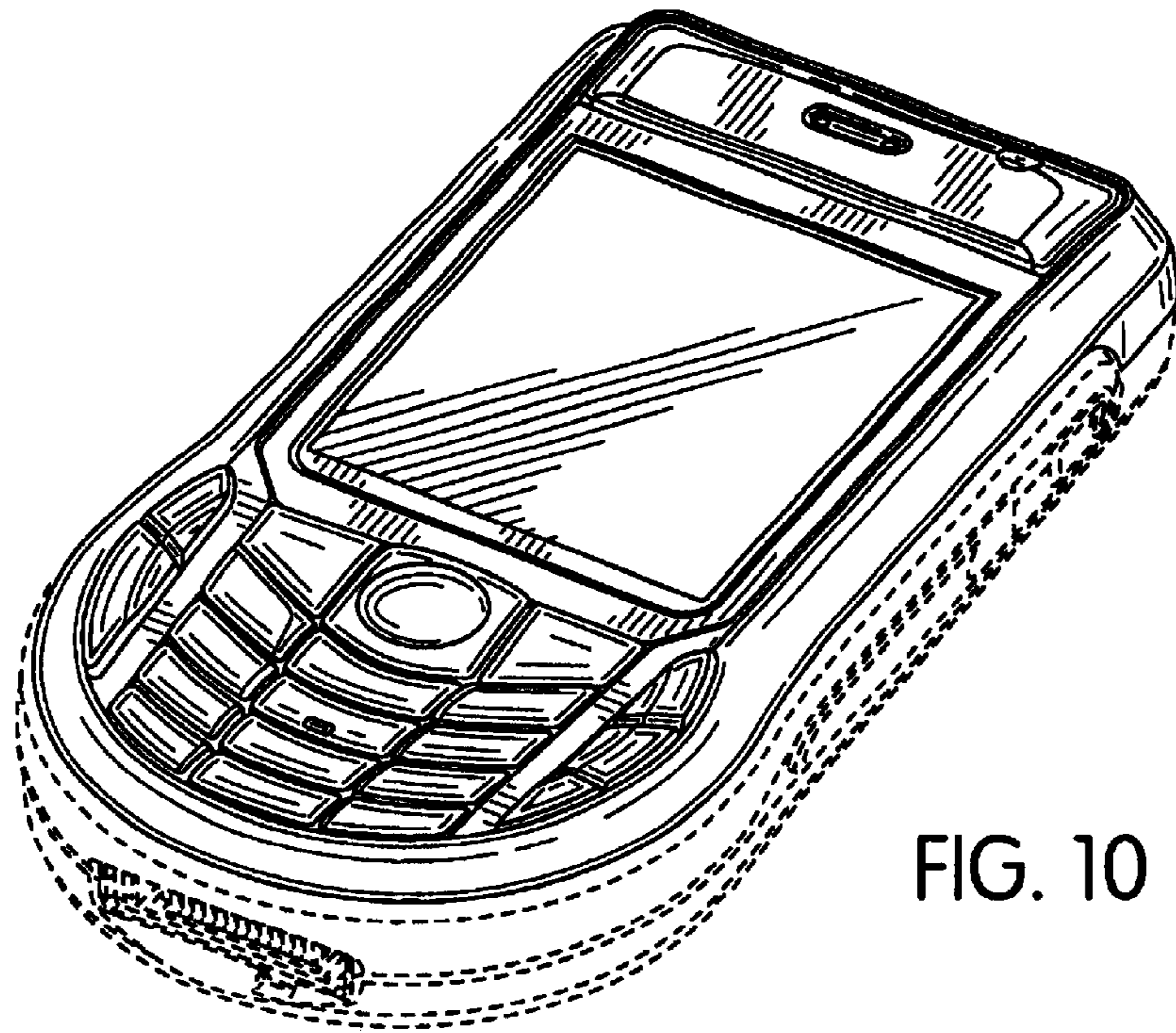


FIG. 10