

US00D543192S

(12) **United States Design Patent**
Jung

(10) **Patent No.:** **US D543,192 S**
(45) **Date of Patent:** **** May 22, 2007**

(54) **WATCH SHAPED CELLULAR PHONE**

FOREIGN PATENT DOCUMENTS

(75) Inventor: **So Young Jung**, Seoul (KR)

JP 2004-32716 A * 1/2004

(73) Assignee: **LG Electronics Inc.**, Seoul (KR)

OTHER PUBLICATIONS

(**) Term: **14 Years**

Wearable Wireless Finger Talk wristwatch cell phone by NTT DoCoMo, 1 p including photo, [online], <URL:http://www.businessweek.com/technology/content/jun2004/tc20040621_3128_tc024.htm>, site visited Dec. 16, 2006.*

(21) Appl. No.: **29/258,386**

(22) Filed: **Apr. 21, 2006**

* cited by examiner

(30) **Foreign Application Priority Data**

Oct. 21, 2005 (KR) 30-2005-0035634

Primary Examiner—Ian Simmons
Assistant Examiner—Carla Jobe Wright

(51) **LOC (8) Cl.** **14-03**

(52) **U.S. Cl.** **D14/138**; D10/31

(74) *Attorney, Agent, or Firm*—Birch, Stewart, Kolasch & Birch, LLP

(58) **Field of Classification Search** D14/137–138,
D14/144, 147–148, 240, 247–248, 341–347;
D21/517; 379/433.01–433.13, 434; 455/566,
455/575.1, 556.1, 550.1–90.3; D10/30–32;
368/10, 13

(57) **CLAIM**

See application file for complete search history.

The ornamental design for a watch shaped cellular phone, as shown and described.

DESCRIPTION

(56) **References Cited**

U.S. PATENT DOCUMENTS

5,228,012 A * 7/1993 Seager 368/10
D366,036 S * 1/1996 Houlihan D14/344
D404,316 S * 1/1999 Azegami et al. D10/30
D466,487 S * 12/2002 Wada et al. D14/138
D480,653 S * 10/2003 Lo D10/32
D507,550 S * 7/2005 Kim et al. D14/138
D508,031 S * 8/2005 Kim et al. D14/138
2001/0036264 A1 * 11/2001 Ito et al. 379/433.1
2002/0103014 A1 * 8/2002 Hutchison et al. 455/575

FIG. 1 is a perspective view of the watch shaped cellular phone showing my new design;
FIG. 2 is a front view thereof;
FIG. 3 is a rear view thereof;
FIG. 4 is a left side view thereof;
FIG. 5 is a right side view thereof;
FIG. 6 is a top view thereof;
FIG. 7 is a bottom view thereof; and,
FIG. 8 is an exploded perspective view thereof.

1 Claim, 4 Drawing Sheets

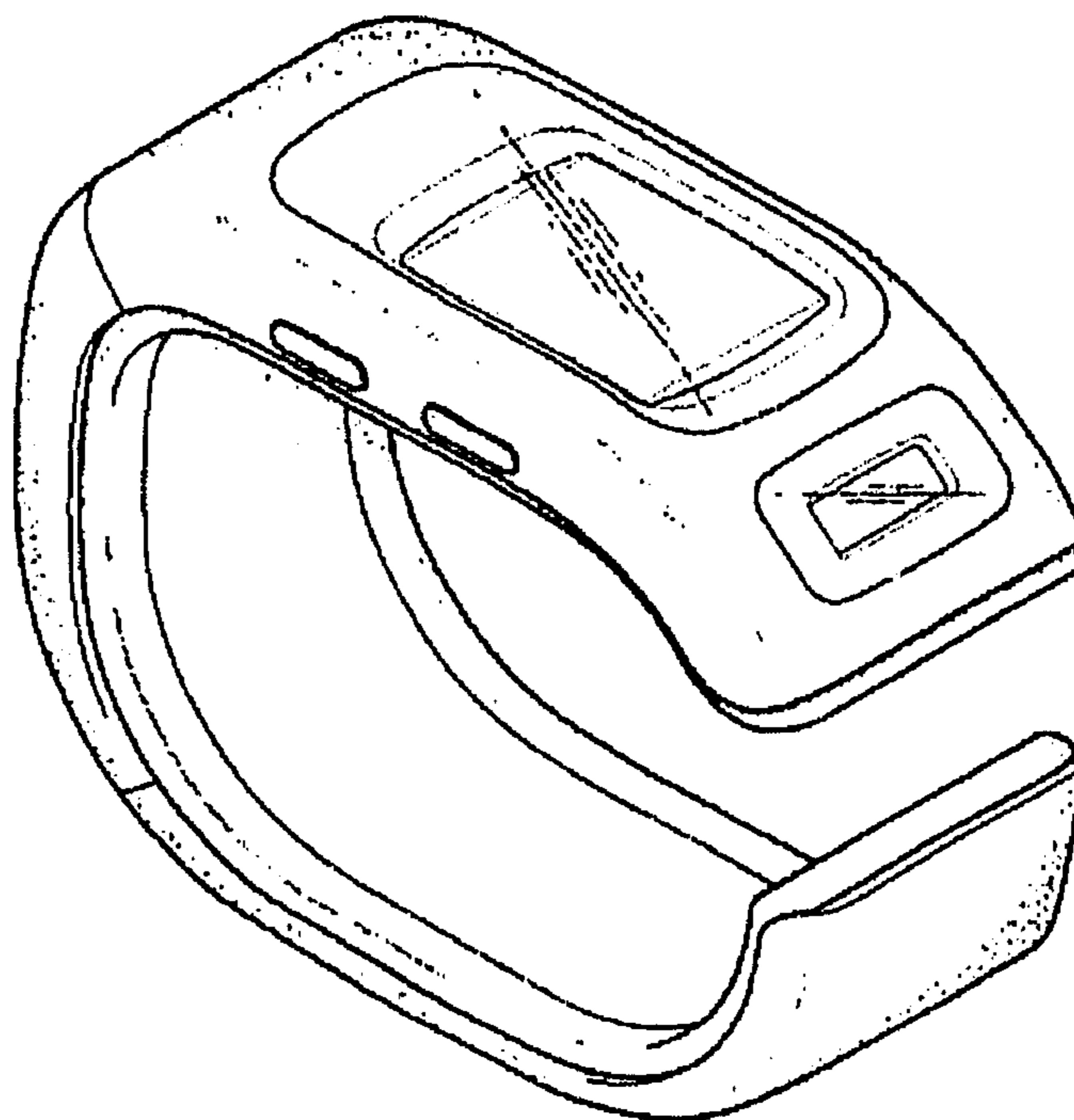


FIG. 1

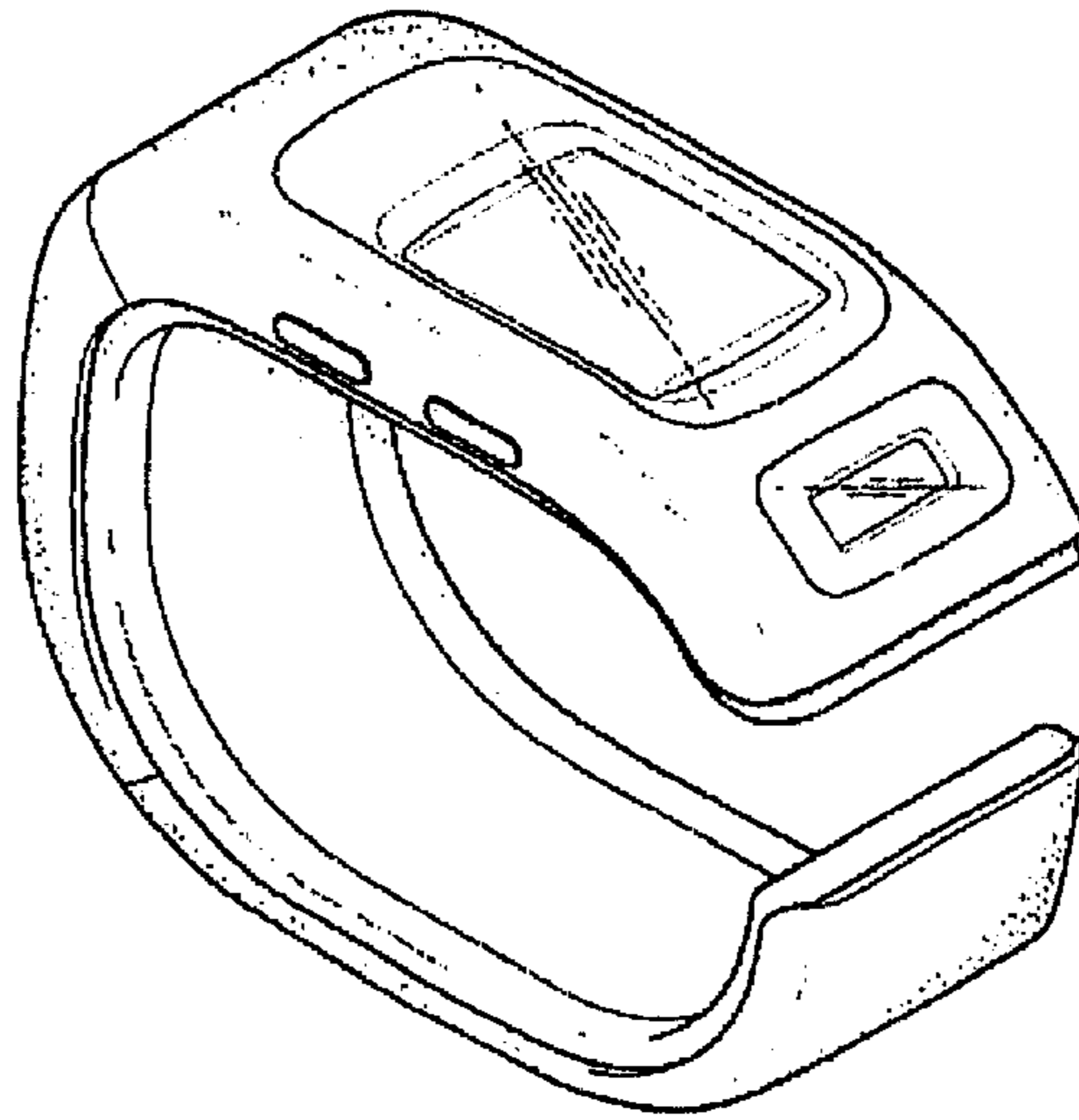


FIG. 2

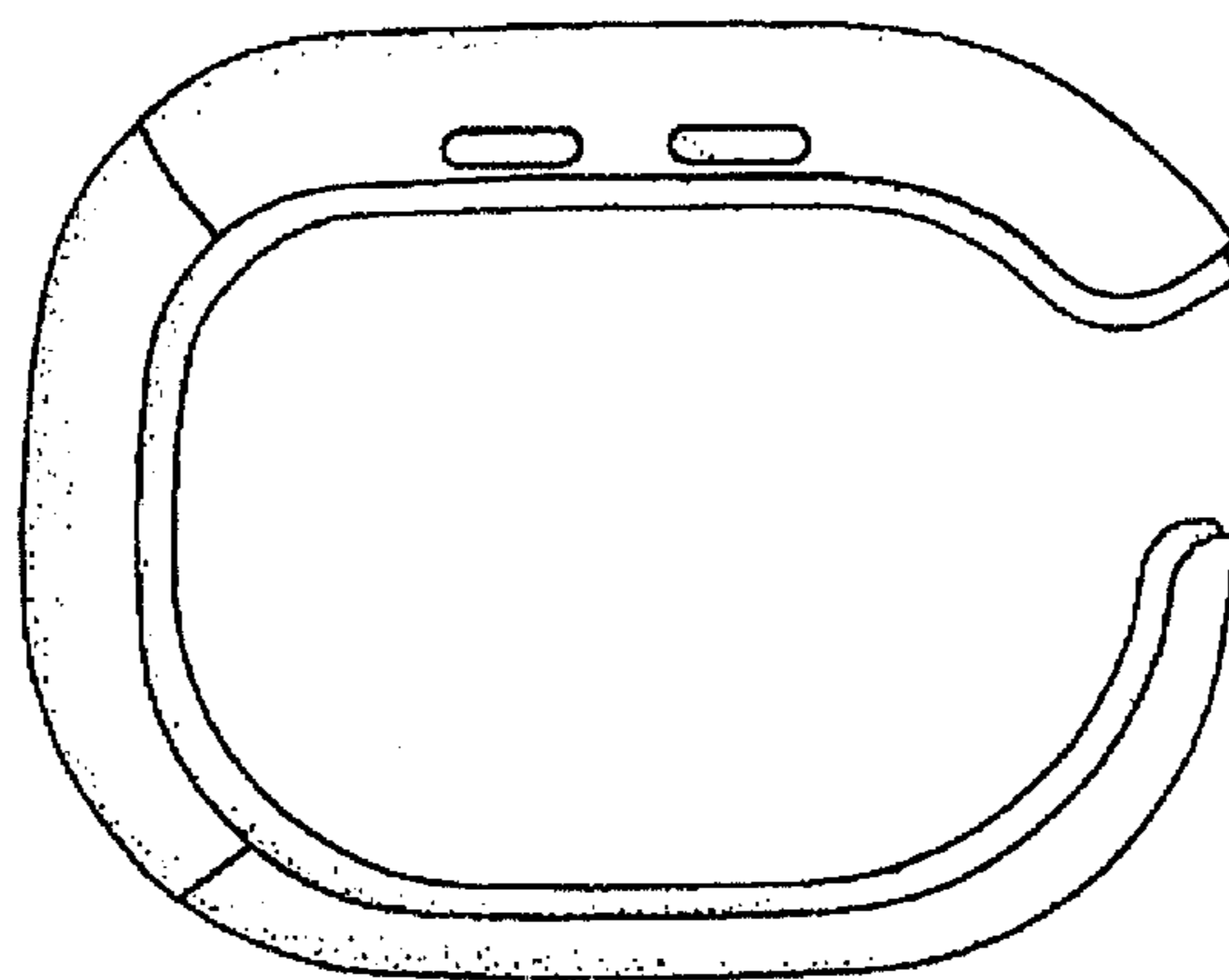


FIG. 3

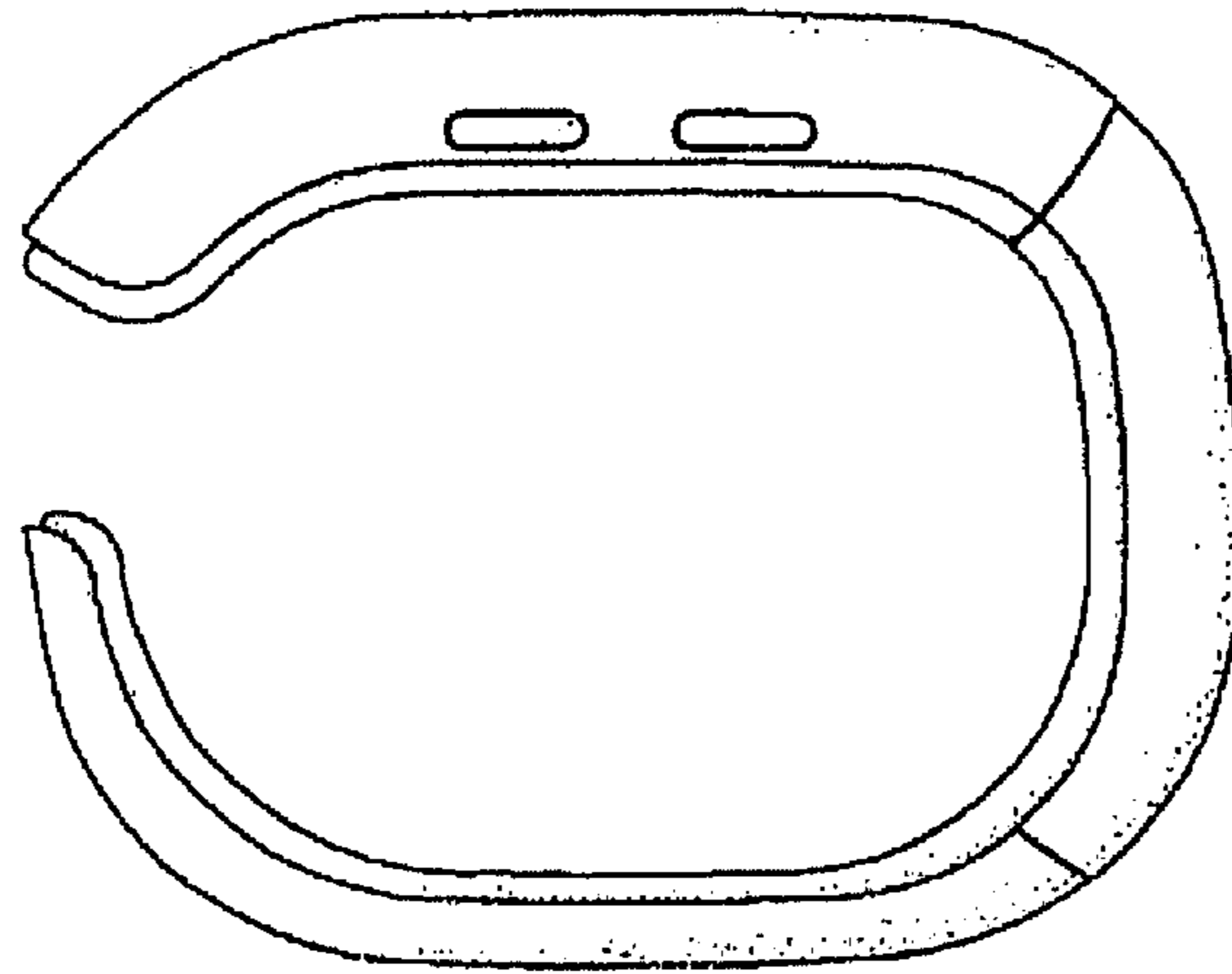


FIG. 4




FIG. 5




FIG. 6

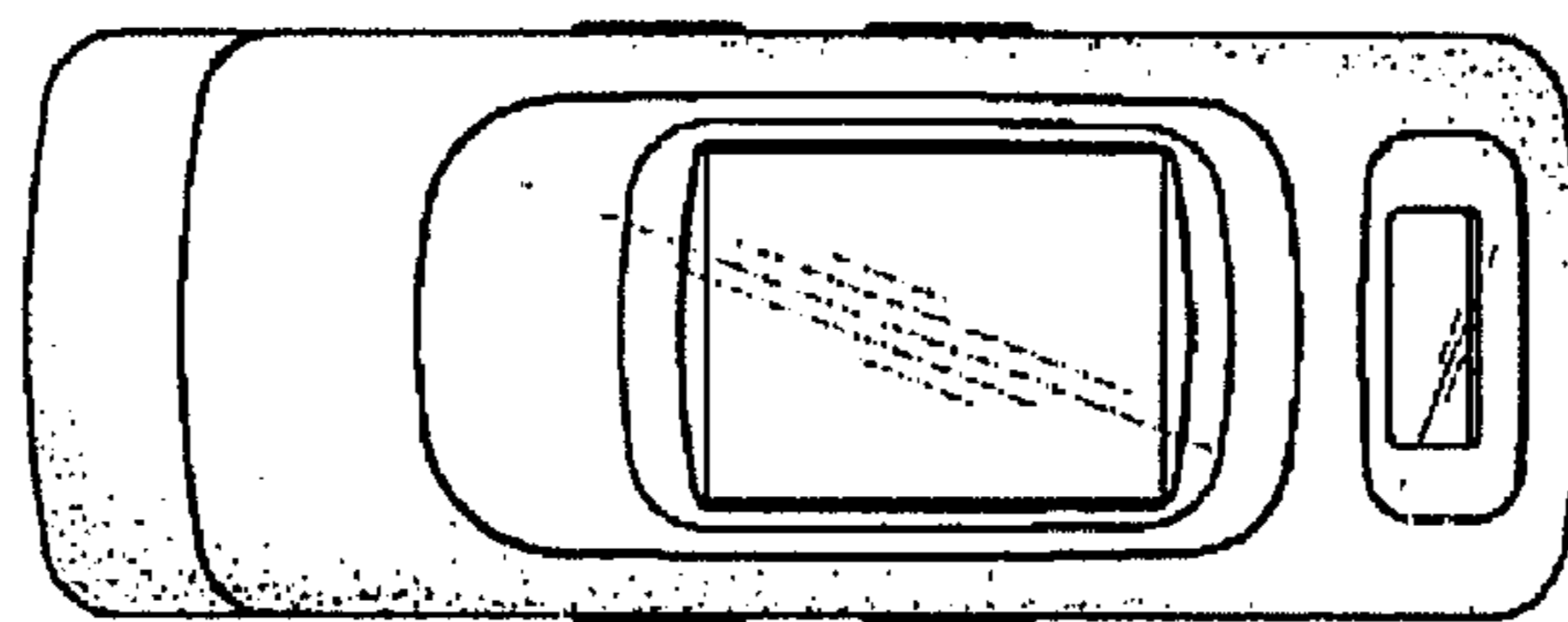


FIG. 7




FIG. 8

