

US00D543178S

(12) **United States Design Patent**
Kim et al.

(10) **Patent No.:** **US D543,178 S**

(45) **Date of Patent:** **** May 22, 2007**

(54) **PORTABLE PHONE**

(75) Inventors: **Hyun-Seop Kim**, Gunpo-Si (KR);
Chang-Hwan Hwang, Goyang-Si (KR)

(73) Assignee: **Samsung Electronics Co., Ltd.**,
Suwon-Si (KR)

(**) Term: **14 Years**

(21) Appl. No.: **29/245,037**

(22) Filed: **Dec. 19, 2005**

(30) **Foreign Application Priority Data**

Jul. 2, 2005 (KR) 30-2005-0022187

(51) **LOC (8) Cl.** **14-03**

(52) **U.S. Cl.** **D14/138**

(58) **Field of Classification Search** D14/137,
D14/138, 147, 218, 341-347; 455/90.3, 575.1,
455/575.3, 575.4; 379/433.01-433.13; 361/814;
348/14.02

See application file for complete search history.

(56) **References Cited**

U.S. PATENT DOCUMENTS

- D481,691 S * 11/2003 Vuolteenaho D14/138
- D484,475 S * 12/2003 Sheu D14/138
- D492,274 S * 6/2004 Widiaman D14/138
- 6,751,446 B1 * 6/2004 Kim et al. 455/90.1
- D502,933 S * 3/2005 Munstermann D14/138
- D503,162 S * 3/2005 Kagami et al. D14/138
- D505,934 S * 6/2005 Gonser D14/138
- D515,059 S * 2/2006 Wu D14/138
- D515,536 S * 2/2006 Lee et al. D14/138
- D517,518 S * 3/2006 Nakajima et al. D14/138

- D518,457 S * 4/2006 Lyles D14/138
- D519,093 S * 4/2006 Lyles D14/138
- D522,988 S * 6/2006 Sheu D14/138
- D524,276 S * 7/2006 Kim et al. D14/138
- D524,779 S * 7/2006 Lyles D14/138
- 2005/0282594 A1 * 12/2005 Oldham 455/575.3

FOREIGN PATENT DOCUMENTS

WO DM/054792 * 1/2001

OTHER PUBLICATIONS

Motorola L6, announced 1st quarter 2005, [online], [retrieved on Nov. 20, 2006]. Retrieved from Internet ,<URL:http://www.gsmarena.com>.*

* cited by examiner

Primary Examiner—Jeffrey Asch

Assistant Examiner—Bridget L. Eland

(74) *Attorney, Agent, or Firm*—Staas & Halsey LLP

(57) **CLAIM**

The ornamental design for the portable phone, as shown and described.

DESCRIPTION

FIG. 1 is a perspective view of the portable phone showing our design;

FIG. 2 is a front view thereof;

FIG. 3 is a rear view thereof;

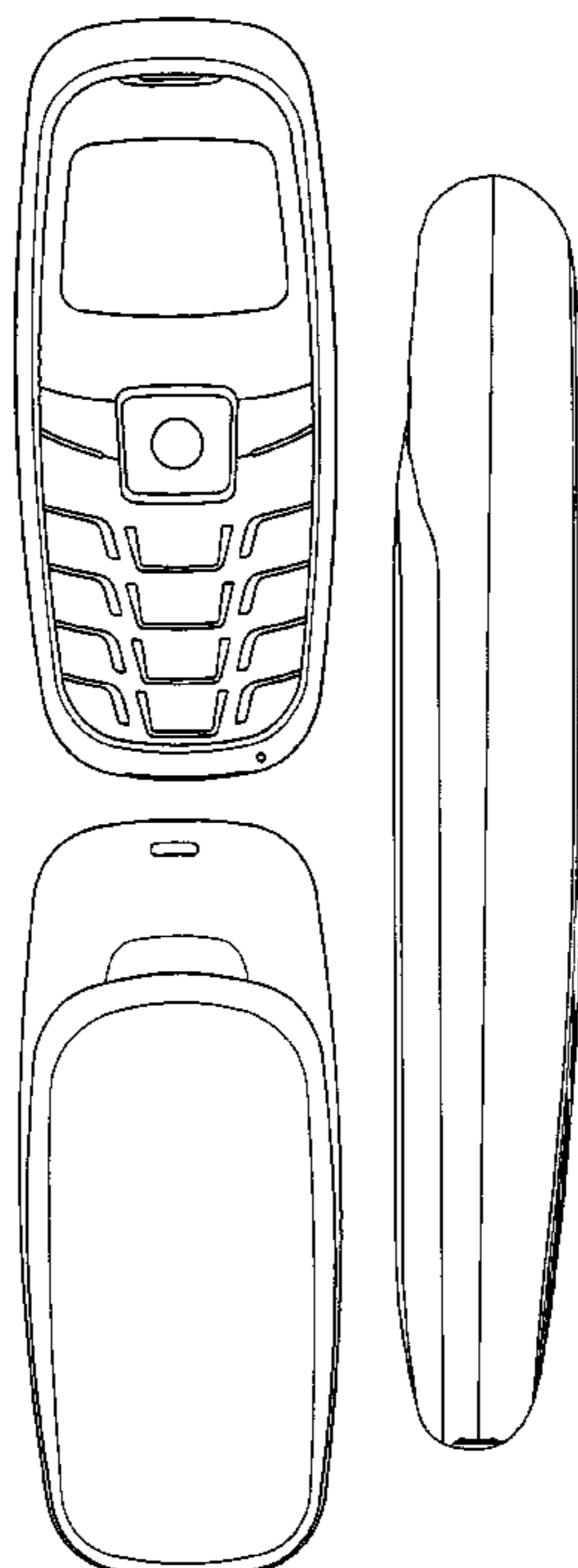
FIG. 4 is a left side view thereof;

FIG. 5 is a right side view thereof;

FIG. 6 is a top plan view thereof; and,

FIG. 7 is a bottom plan view thereof.

1 Claim, 5 Drawing Sheets



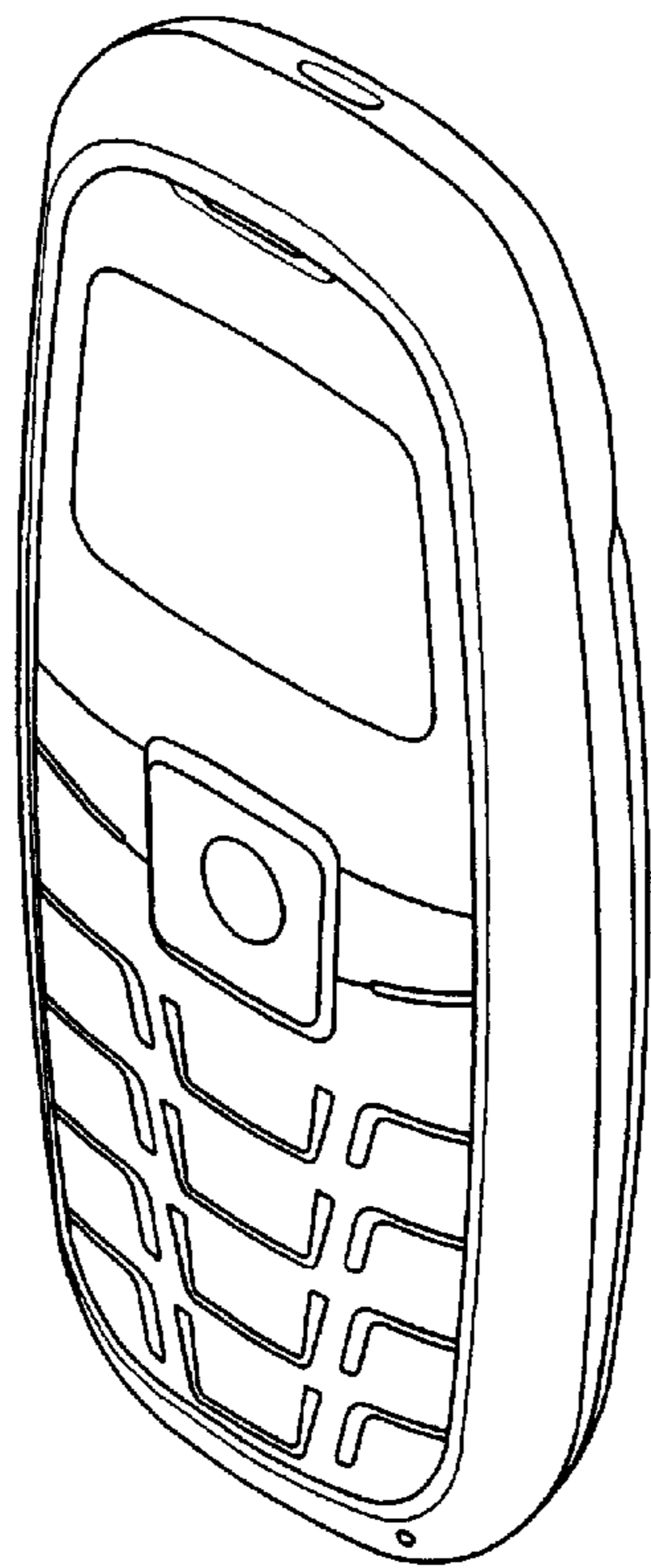


FIG. 1

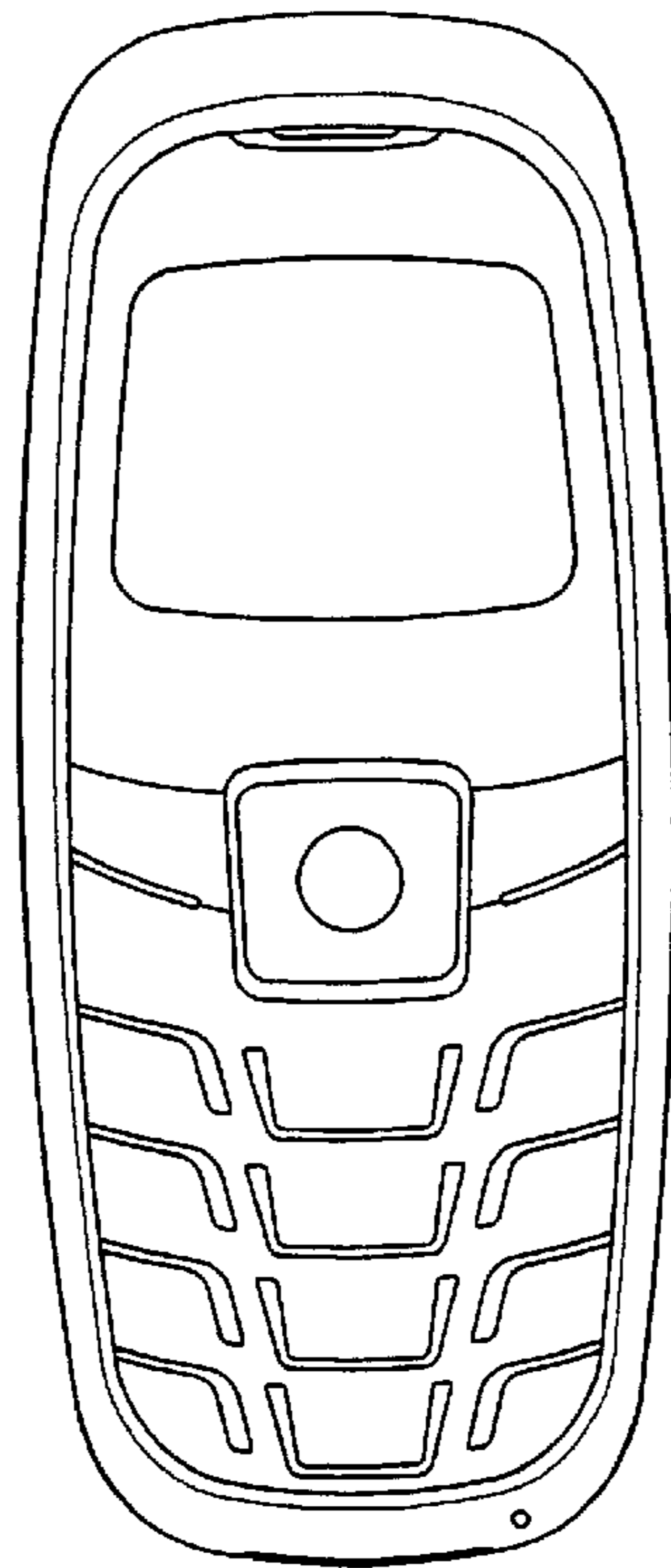


FIG. 2




FIG. 3

FIG. 4

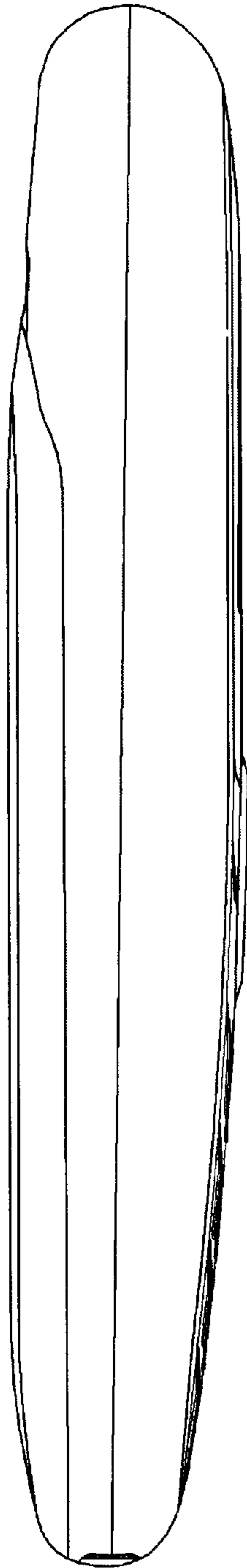



FIG. 5



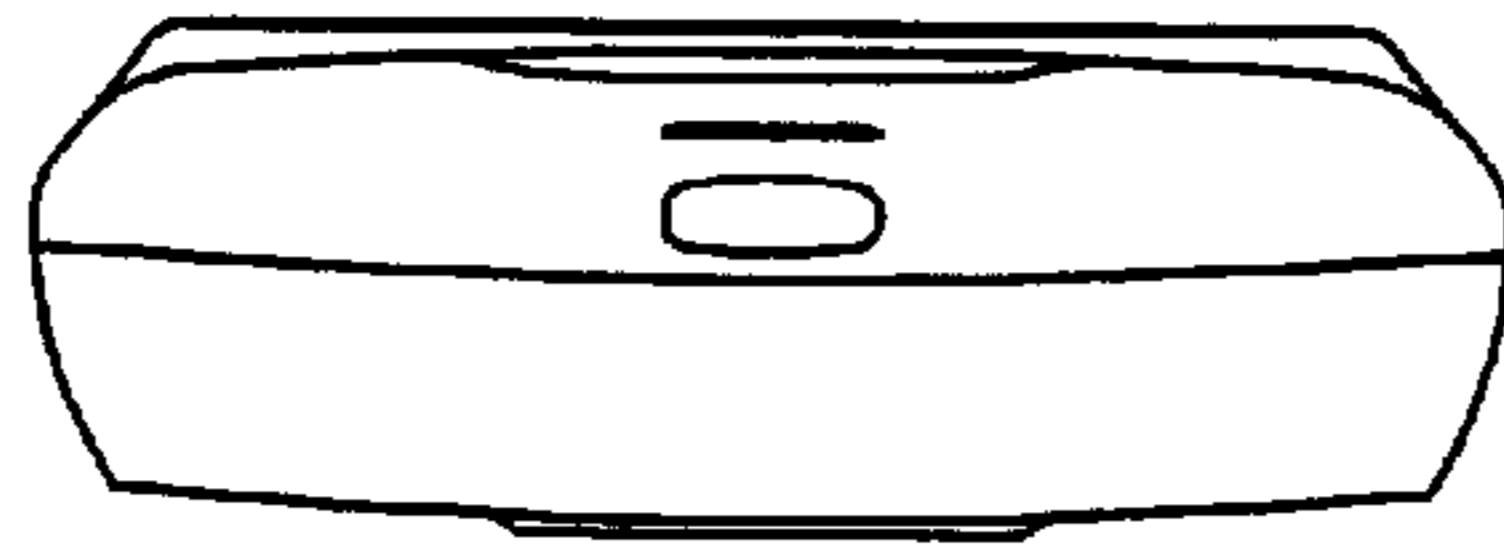


FIG. 6

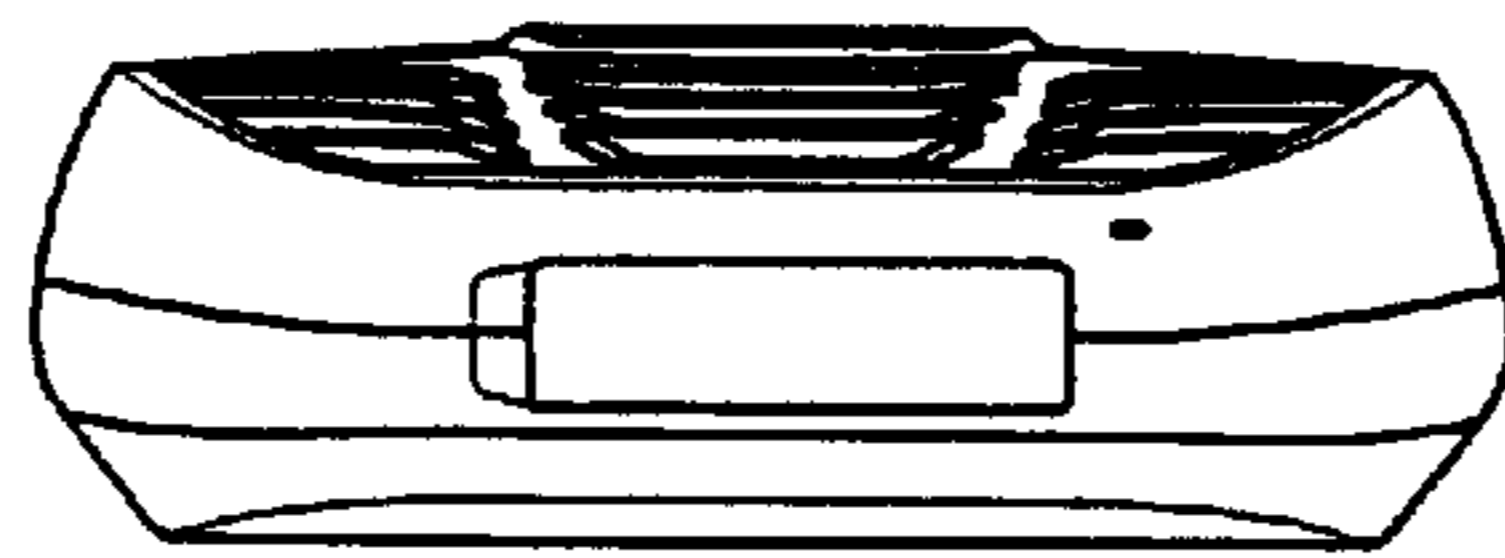


FIG. 7