



US00D543171S

(12) **United States Design Patent**
Kim et al.

(10) **Patent No.:** **US D543,171 S**

(45) **Date of Patent:** **** May 22, 2007**

(54) **PORTABLE PHONE**

(75) Inventors: **Young-Sae Kim**, Palo Alto, CA (US);
Chi-Young Ahn, Seodaemun-Gu (KR);
Beom-Ku Han, Seoul (KR);
Chang-Hwan Hwang, Goyang-Si (KR)

(73) Assignee: **Samsung Electronics Co., Ltd.**,
Suwon-si (KR)

(**) Term: **14 Years**

(21) Appl. No.: **29/234,733**

(22) Filed: **Jul. 22, 2005**

(30) **Foreign Application Priority Data**

Jan. 26, 2005 (KR) 30-2005-0002597

(51) **LOC (8) Cl.** **14-03**

(52) **U.S. Cl.** **D14/138**

(58) **Field of Classification Search** D14/341-347,
D14/138, 137, 147, 218; 455/575.1, 575.3,
455/575.4, 90.3, 556.1, 556.2; 379/433.01-433.13;
361/814; 348/14.02

See application file for complete search history.

(56) **References Cited**

U.S. PATENT DOCUMENTS

D385,875 S	*	11/1997	Harris et al.	D14/138
D439,572 S	*	3/2001	Kang	D14/138
D446,199 S	*	8/2001	Xu et al.	D14/138
D450,307 S	*	11/2001	Xu et al.	D14/138
D459,323 S	*	6/2002	Jeong	D14/138
D459,710 S	*	7/2002	Jeong	D14/138
D515,528 S	*	2/2006	Miyazawa et al.	D14/138
D515,542 S	*	2/2006	Kent	D14/138
2005/0020327 A1	*	1/2005	Chung et al.	455/575.3

2005/0233708 A1	*	10/2005	Im et al.	455/90.3
2005/0233785 A1	*	10/2005	Park et al.	455/575.4
2005/0245295 A1	*	11/2005	Lee et al.	455/575.1
2006/0079303 A1	*	4/2006	Lee	455/575.4

OTHER PUBLICATIONS

Motorola A780, announced 3rd quarter 2004, [online], [retrieved on Nov. 9, 2006]. Retrieved from Internet, <URL:http://www.gsmarena.com>.*

BenQ P30, announced 1st quarter 2004, [online], [retrieved on Nov. 9, 2006]. Retrieved from Internet, <URL:http://www.gsmarena.com>.*

Haier N90, announced 2nd quarter 2006, [online], [retrieved on Nov. 20, 2006]. Retrieved from Internet, <URL:http://www.gsmarena.com>.*

* cited by examiner

Primary Examiner—Jeffrey Asch

Assistant Examiner—Bridget L. Eland

(74) *Attorney, Agent, or Firm*—Staas & Halsey LLP

(57) **CLAIM**

The ornamental design for the portable phone, as shown and described.

DESCRIPTION

FIG. 1 is a perspective view of the portable phone showing our design;

FIG. 2 is a front view thereof;

FIG. 3 is a rear view thereof;

FIG. 4 is a left side view thereof;

FIG. 5 is a right side view thereof;

FIG. 6 is a top plan view thereof;

FIG. 7 is a bottom plan view thereof; and,

FIG. 8 is an open view thereof.

1 Claim, 5 Drawing Sheets

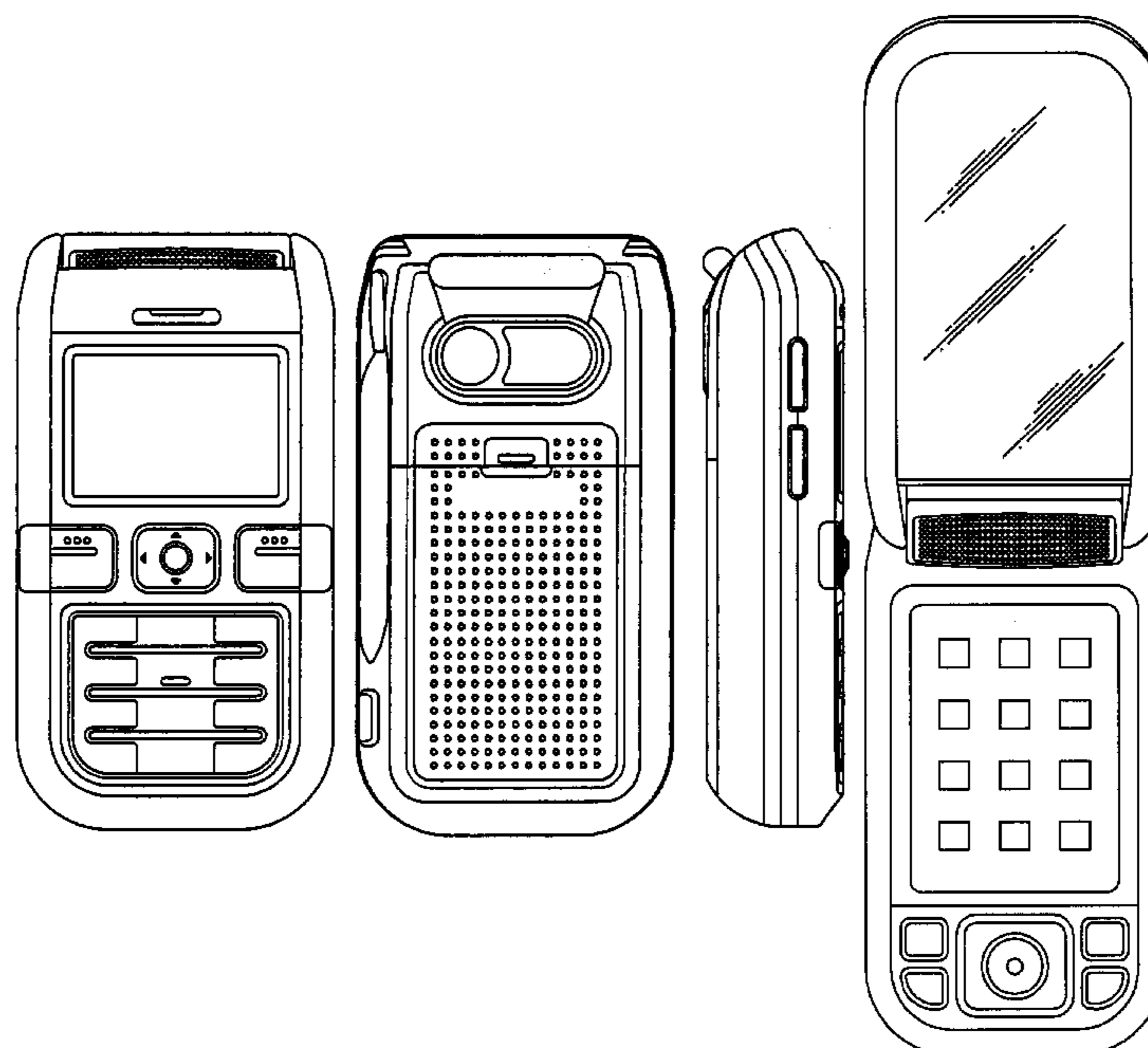


FIG. 1

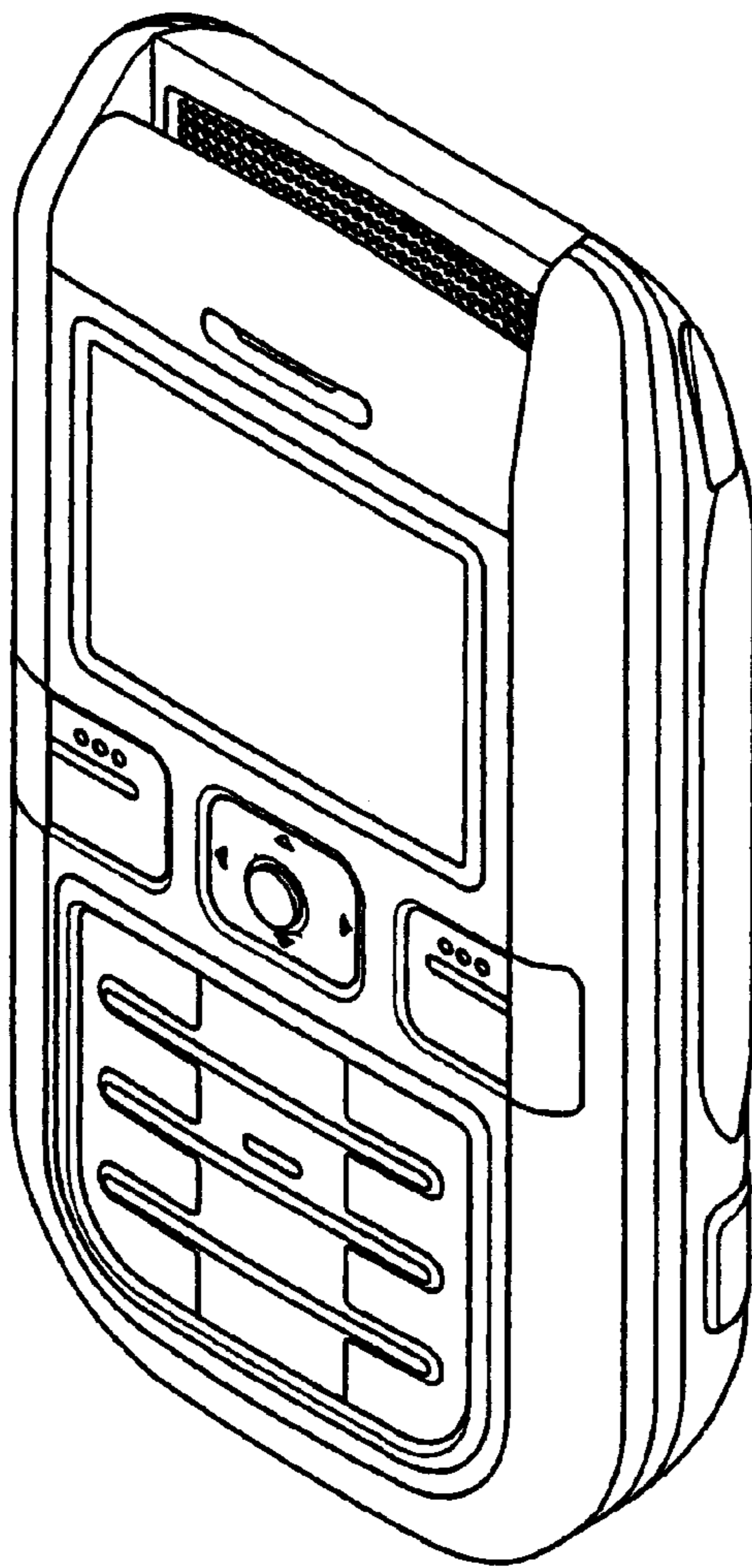


FIG. 2

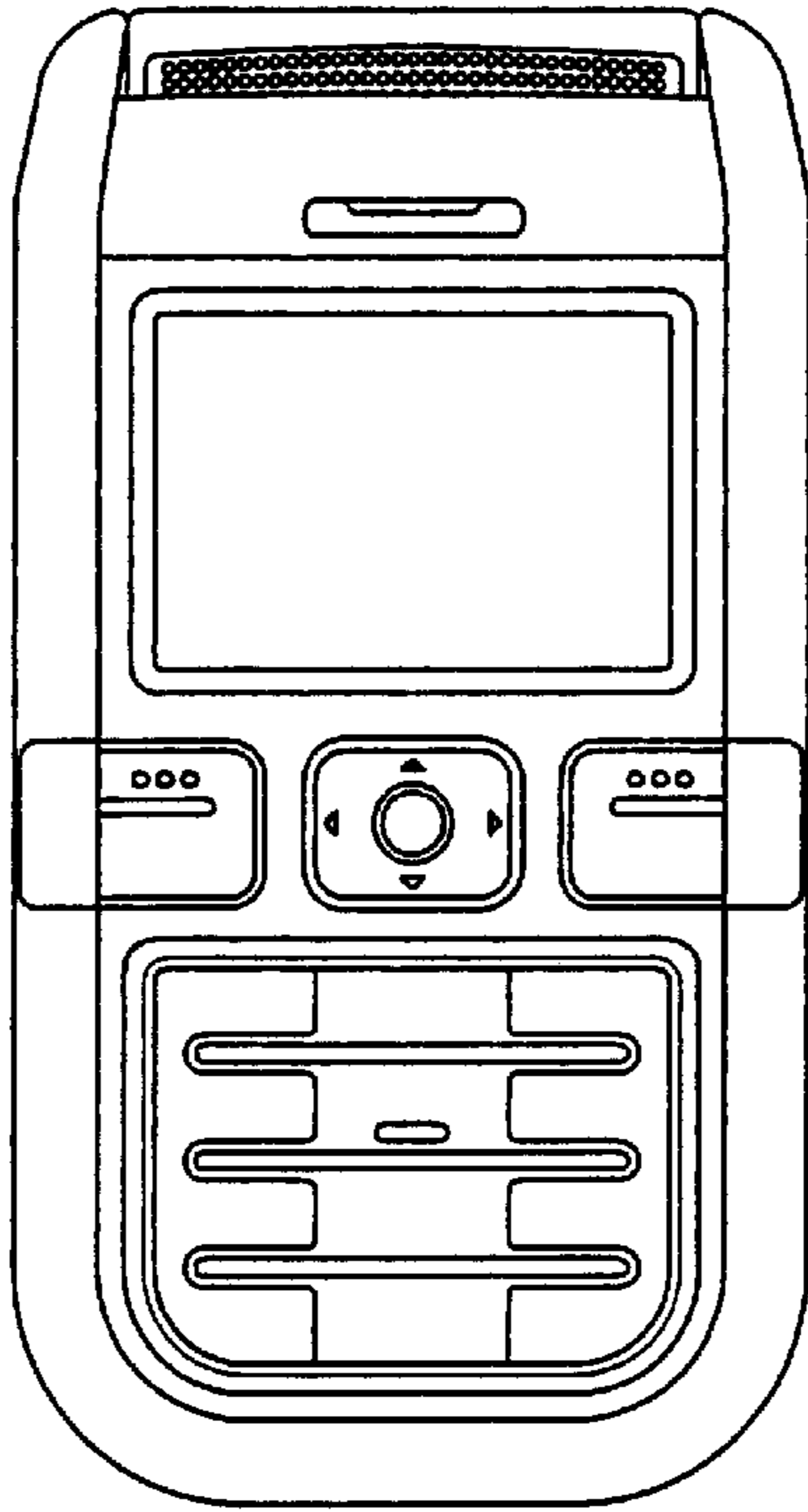


FIG. 3

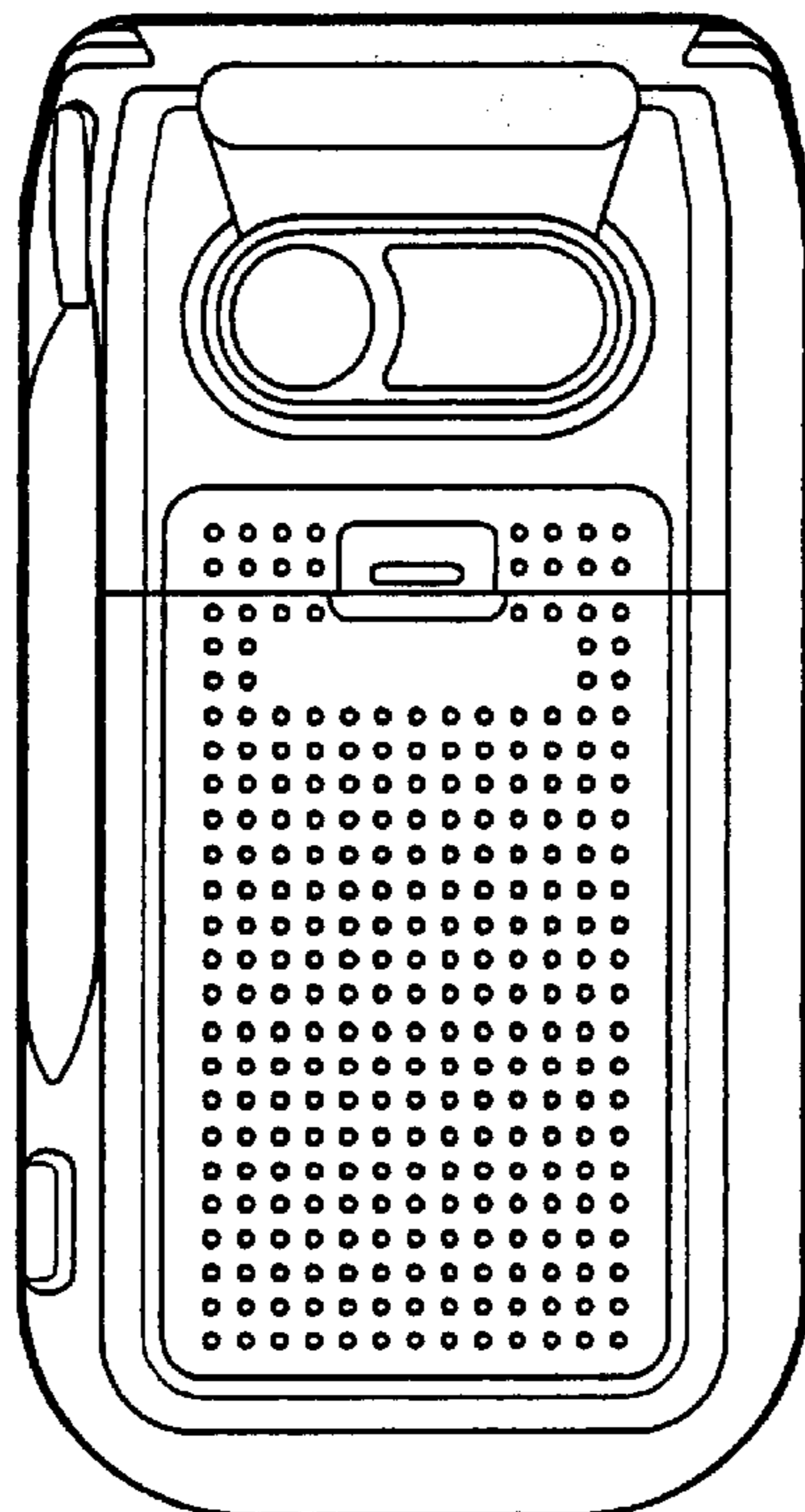


FIG. 4

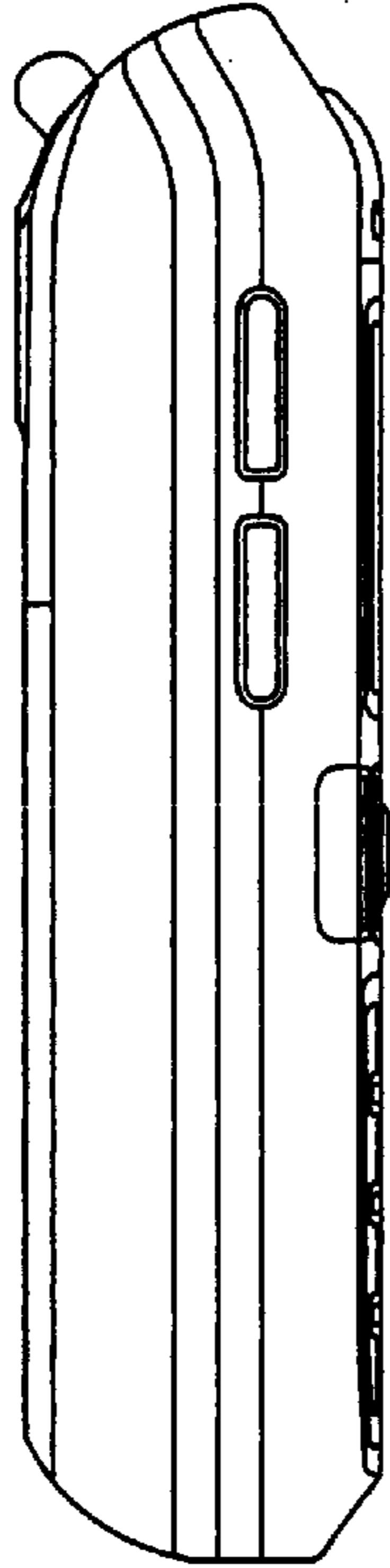


FIG. 5

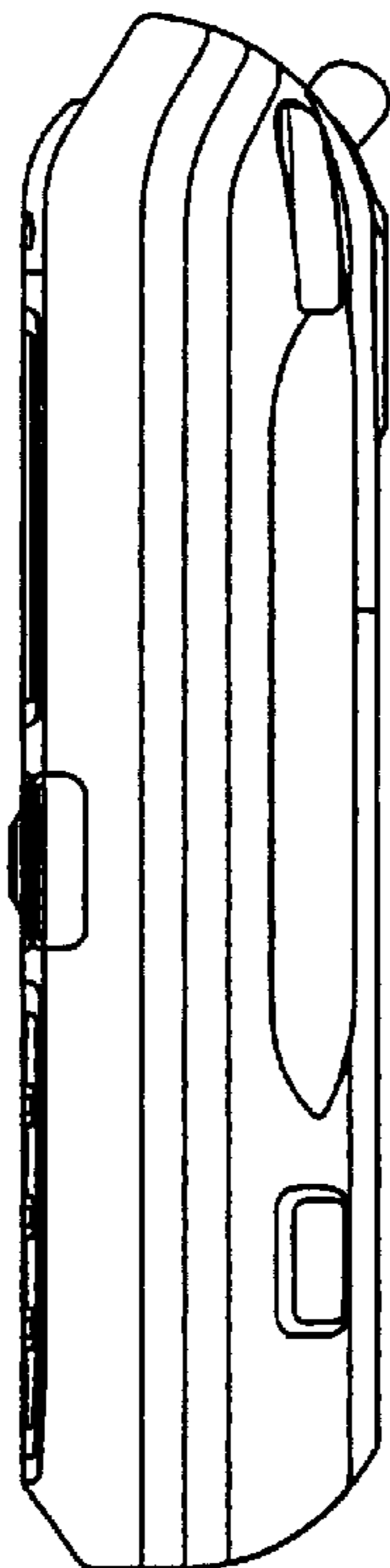


FIG. 6




FIG. 7




FIG. 8

