



US00D543167S

(12) **United States Design Patent**  
**Hung**

(10) **Patent No.:** **US D543,167 S**

(45) **Date of Patent:** **\*\* May 22, 2007**

(54) **PORTABLE DVD PLAYER**

(75) Inventor: **Ng Kent Hung**, Hong Kong (HK)

(73) Assignee: **Soundmax Electronics Limited**,  
Kowloon, Hong Kong (CN)

(\*\*) Term: **14 Years**

(21) Appl. No.: **29/222,742**

(22) Filed: **Feb. 2, 2005**

(51) **LOC (8) Cl.** ..... **14-03**

(52) **U.S. Cl.** ..... **D14/129**; D14/126

(58) **Field of Classification Search** ..... D14/125,  
D14/129, 132, 136, 156, 374, 375; 348/180,  
348/184, 325, 838; 341/12; 345/104, 133,  
345/156, 168, 173, 87; 720/605, 669, 600,  
720/655; 369/99, 197; 455/344, 345, 346,  
455/347, 566; 368/12

See application file for complete search history.

(56) **References Cited**

**U.S. PATENT DOCUMENTS**

D483,364 S	*	12/2003	Olson et al.	.....	D14/375
D483,366 S	*	12/2003	Olson et al.	.....	D14/375
D484,130 S	*	12/2003	Olson et al.	.....	D14/375
D484,131 S	*	12/2003	Olson et al.	.....	D14/375

D501,185 S	*	1/2005	Sato et al.	.....	D14/126
D502,452 S	*	3/2005	Peng	.....	D14/126
D515,047 S	*	2/2006	Brunner et al.	.....	D14/126
D520,968 S	*	5/2006	Hoehn et al.	.....	D14/126
D521,473 S	*	5/2006	Hoehn et al.	.....	D14/126
D521,960 S	*	5/2006	Hoehn et al.	.....	D14/126
D522,474 S	*	6/2006	Hoehn et al.	.....	D14/126
D522,981 S	*	6/2006	Hoehn et al.	.....	D14/126

\* cited by examiner

*Primary Examiner*—Philip S. Hyder

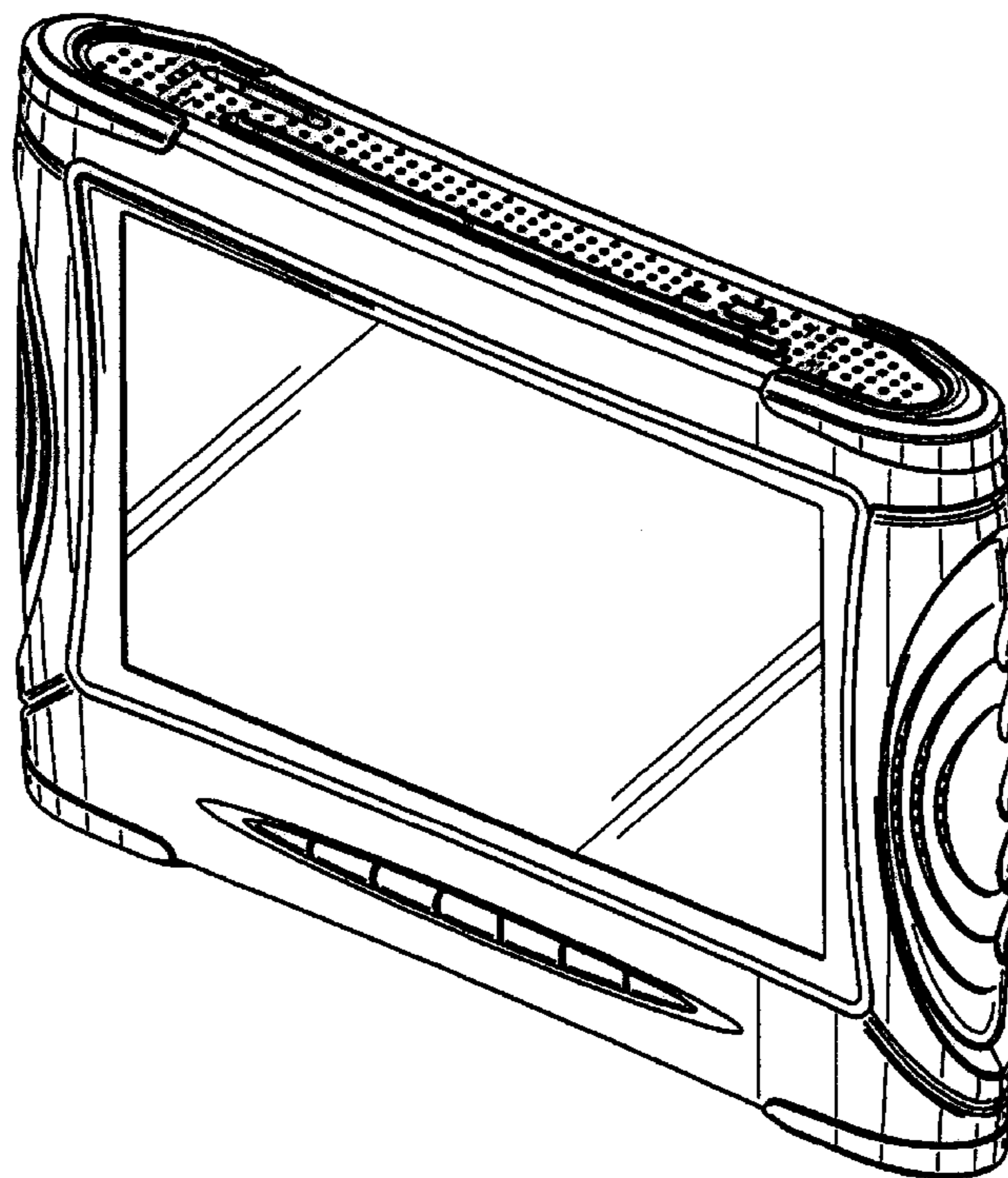
(57) **CLAIM**

I claim the ornamental design for a portable DVD player, as shown and described.

**DESCRIPTION**

FIG. 1 is a front view of a preferred embodiment of the portable DVD player design of the present invention; FIG. 2 is a rear view thereof; FIG. 3 is a top view thereof; FIG. 4 is a left side view thereof; FIG. 5 is a right side view thereof; FIG. 6 is a bottom view thereof; FIG. 7 is a perspective view thereof; and, FIG. 8 is a perspective view thereof from a direction opposite to that of FIG. 7.

**1 Claim, 7 Drawing Sheets**



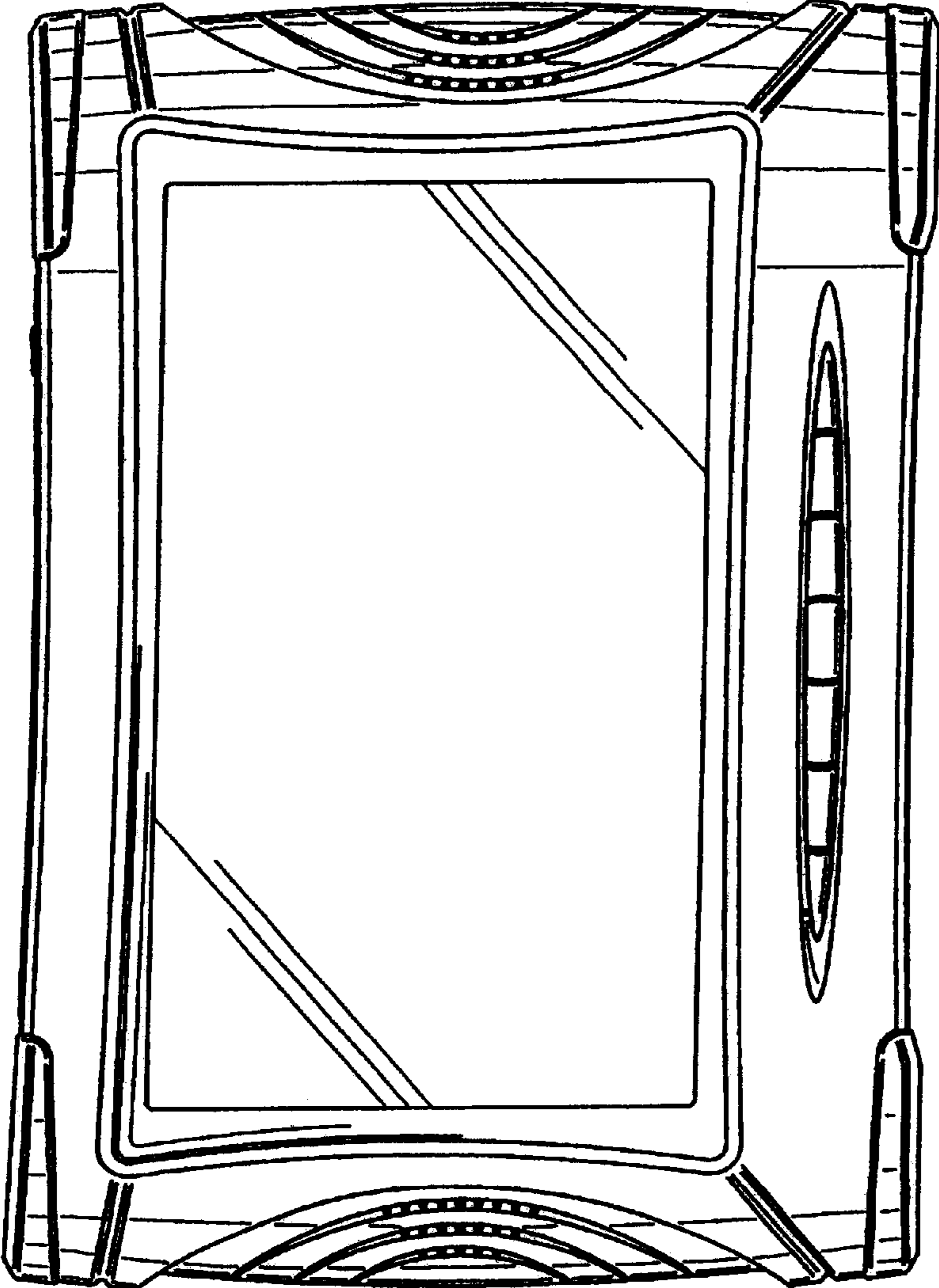


FIG. 1

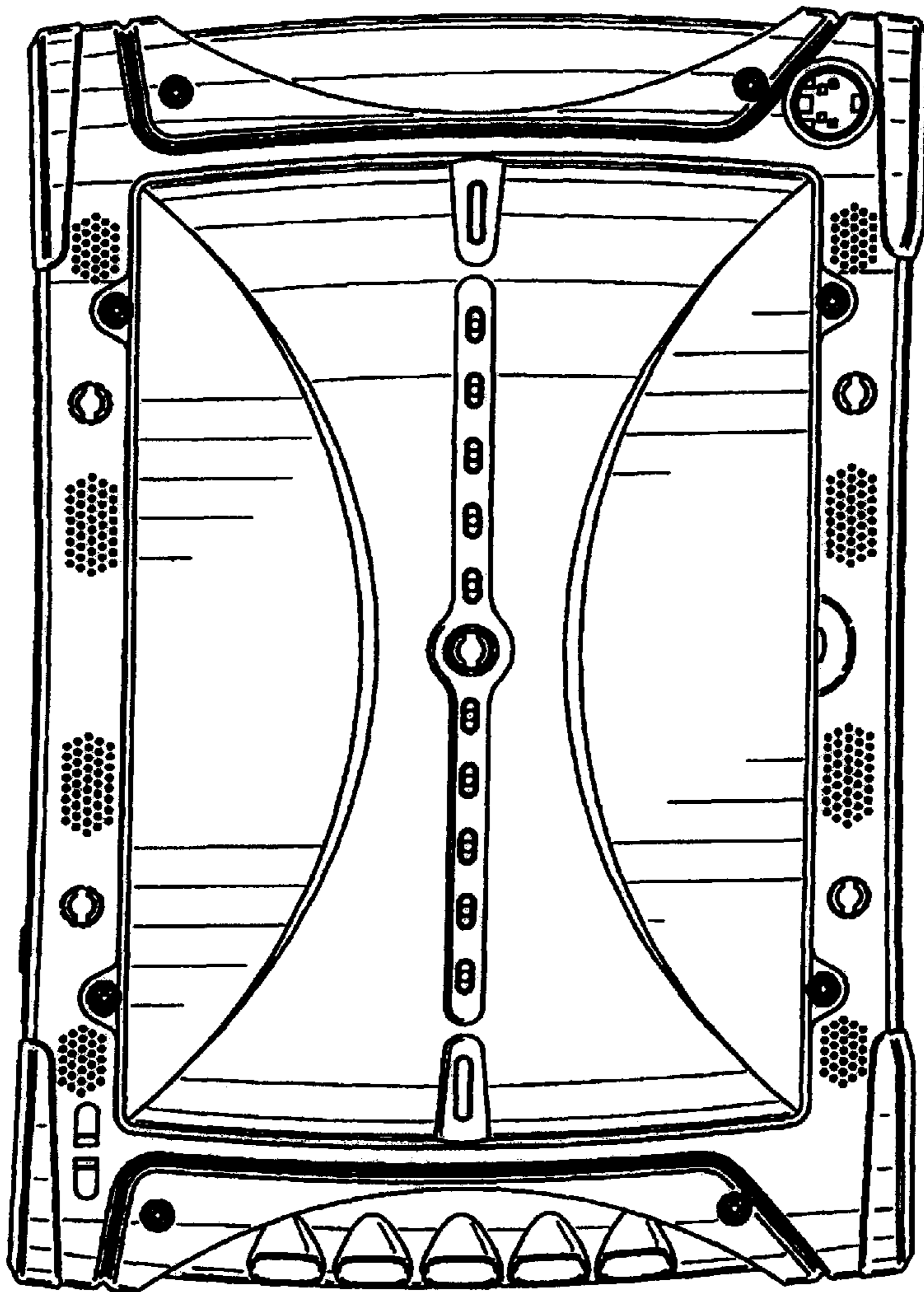


FIG. 2




FIG. 3




FIG. 5




FIG. 4

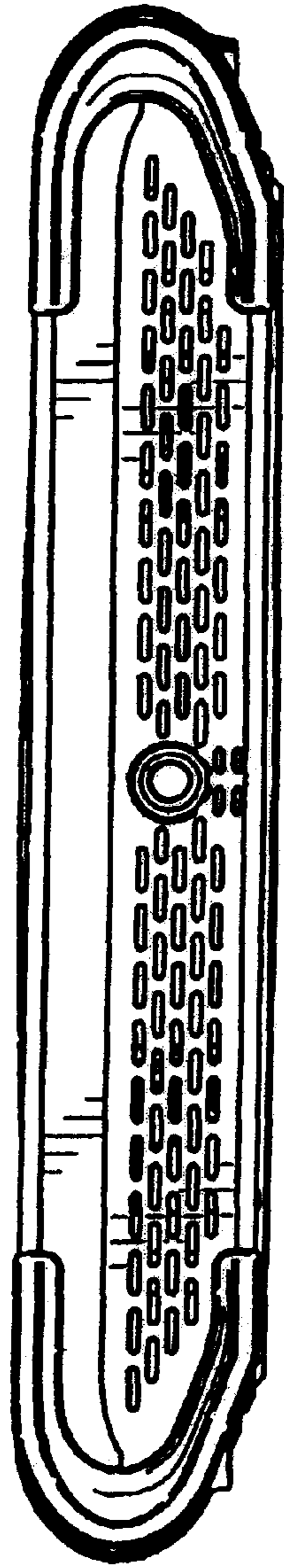


FIG. 6

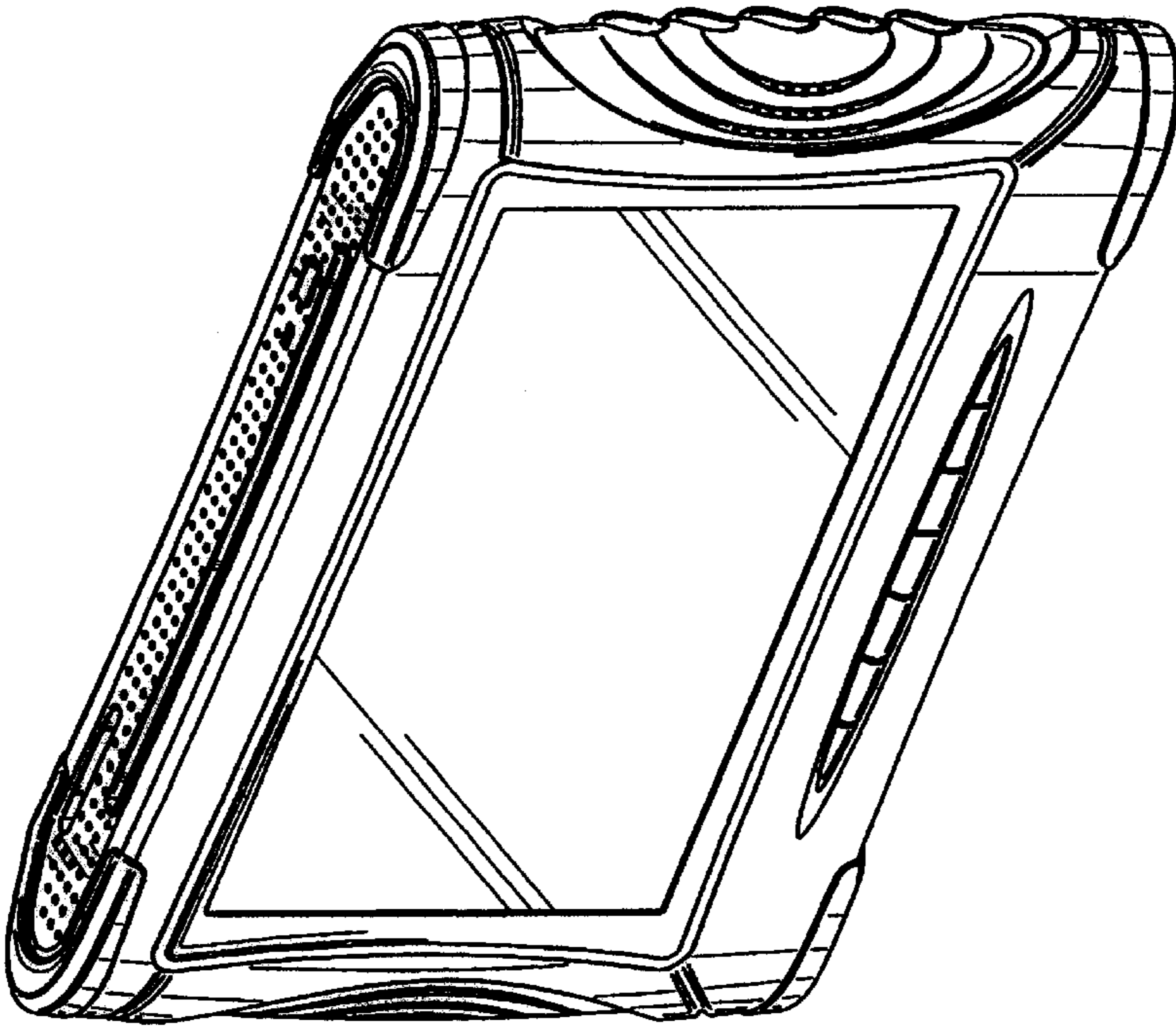


FIG. 7

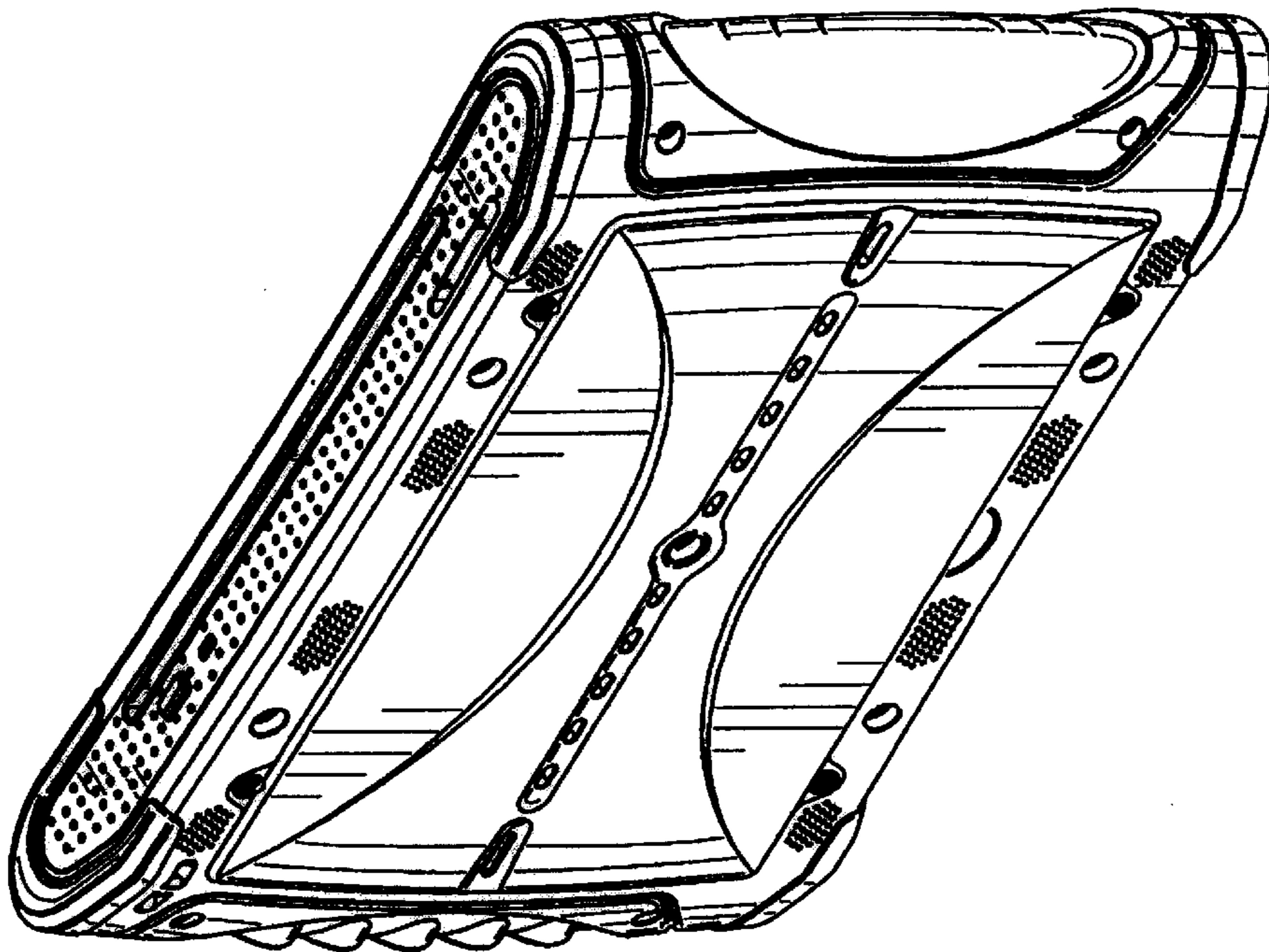


FIG. 8