

US00D543165S

(12) **United States Design Patent**
Lee et al.

(10) **Patent No.:** **US D543,165 S**
(45) **Date of Patent:** **** May 22, 2007**

(54) **TELEVISION RECEIVER**

(75) Inventors: **Hyun Lee**, Seoul (KR); **Tae Bong Kim**, Seoul (KR)

(73) Assignee: **LG Electronics Inc.**, Seoul (KR)

(**) Term: **14 Years**

(21) Appl. No.: **29/230,018**

(22) Filed: **May 17, 2005**

(30) **Foreign Application Priority Data**

Nov. 18, 2004 (KR) 30-2004-0035279

(51) **LOC (8) Cl.** **14-03**

(52) **U.S. Cl.** **D14/128**

(58) **Field of Classification Search** D14/125-134,
D14/239, 371, 136, 374-377; 312/7.2; 348/836,
348/838, 180, 184, 325, 739; 341/12; 248/917-924,
248/465; 345/104, 133, 156, 168, 87, 173;
720/605, 669, 600, 655; 369/99, 197; 455/344-347
See application file for complete search history.

(56) **References Cited**

U.S. PATENT DOCUMENTS

D349,698 S * 8/1994 Kim D14/126
D356,557 S * 3/1995 Takemasa et al. D14/374
D390,206 S * 2/1998 Smith et al. D14/382

D454,846 S * 3/2002 Goto D14/129
D472,224 S * 3/2003 Sumii D14/126
D474,453 S * 5/2003 Kanatani D14/126
D486,456 S * 2/2004 Fujiki D14/126
D486,803 S * 2/2004 Fujiki et al. D14/133
D498,215 S * 11/2004 Lee et al. D14/126
D505,405 S * 5/2005 Honda et al. D14/128
D512,033 S * 11/2005 Yoo et al. D14/128
D528,087 S * 9/2006 Yamamoto et al. D14/128

* cited by examiner

Primary Examiner—Raphael Barkai

(74) *Attorney, Agent, or Firm*—Birch, Stewart, Kolasch & Birch, LLP

(57) **CLAIM**

We claim the ornamental design for television receiver, as shown and described.

DESCRIPTION

FIG. 1 is a perspective view of television receiver showing the new design:

FIG. 2 is a front elevation view thereof;
FIG. 3 is a rear elevation view thereof;
FIG. 4 is a left-side elevation view thereof;
FIG. 5 is a right-side elevation view thereof;
FIG. 6 is a top plan view thereof; and,
FIG. 7 is a bottom plan view thereof.

1 Claim, 4 Drawing Sheets

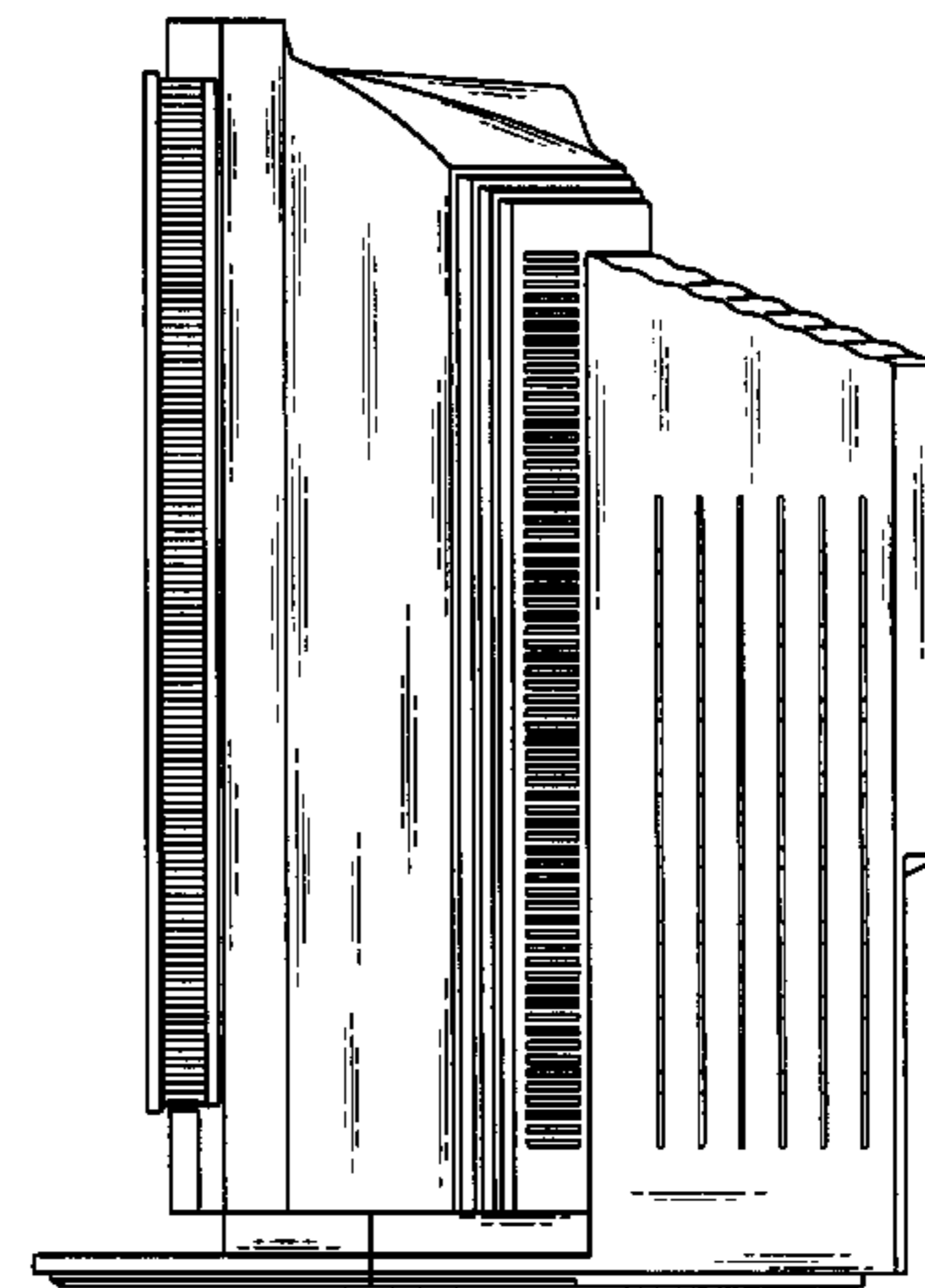



FIG. 1




FIG. 2




FIG. 3

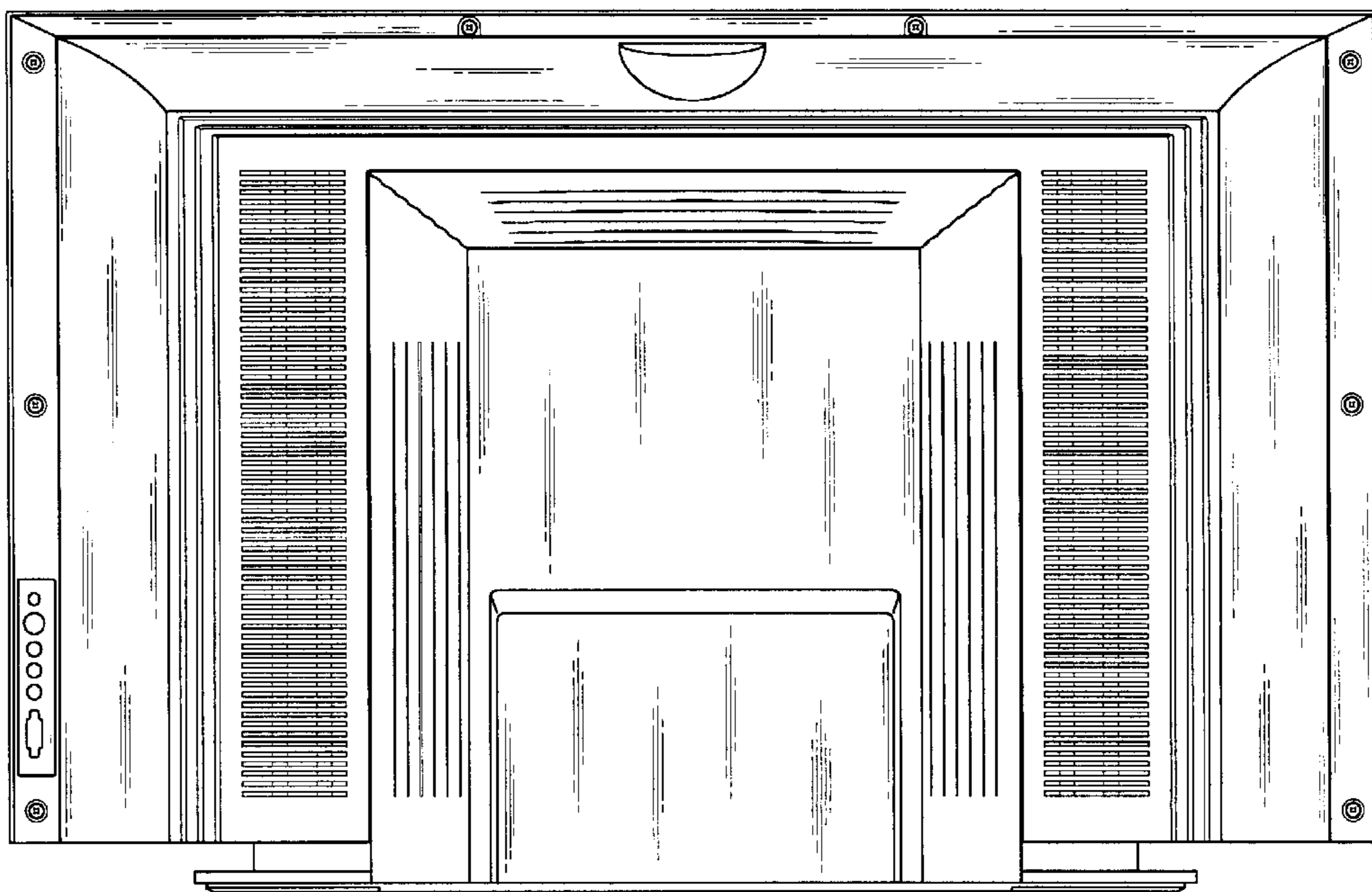


FIG. 4

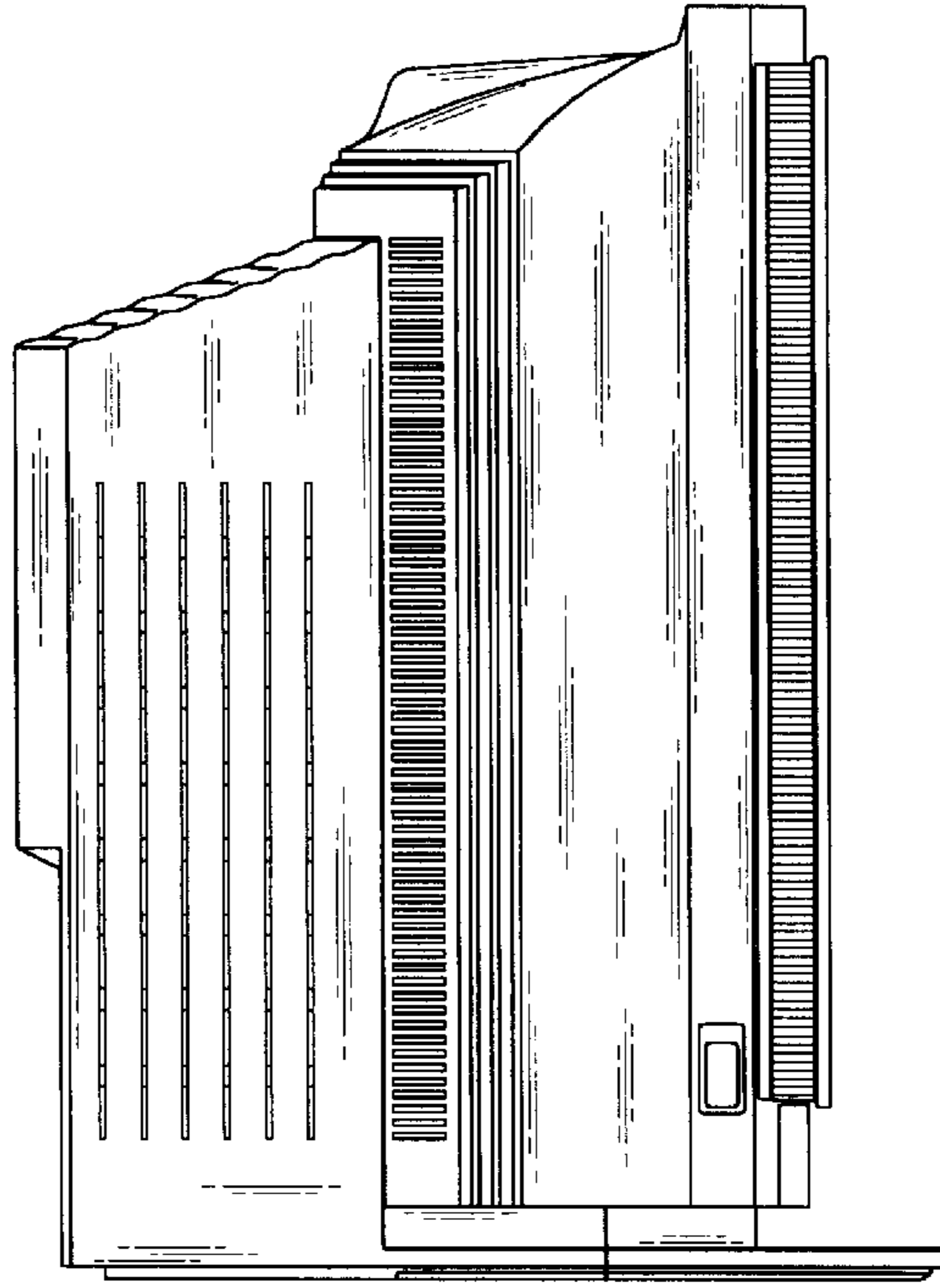


FIG. 5

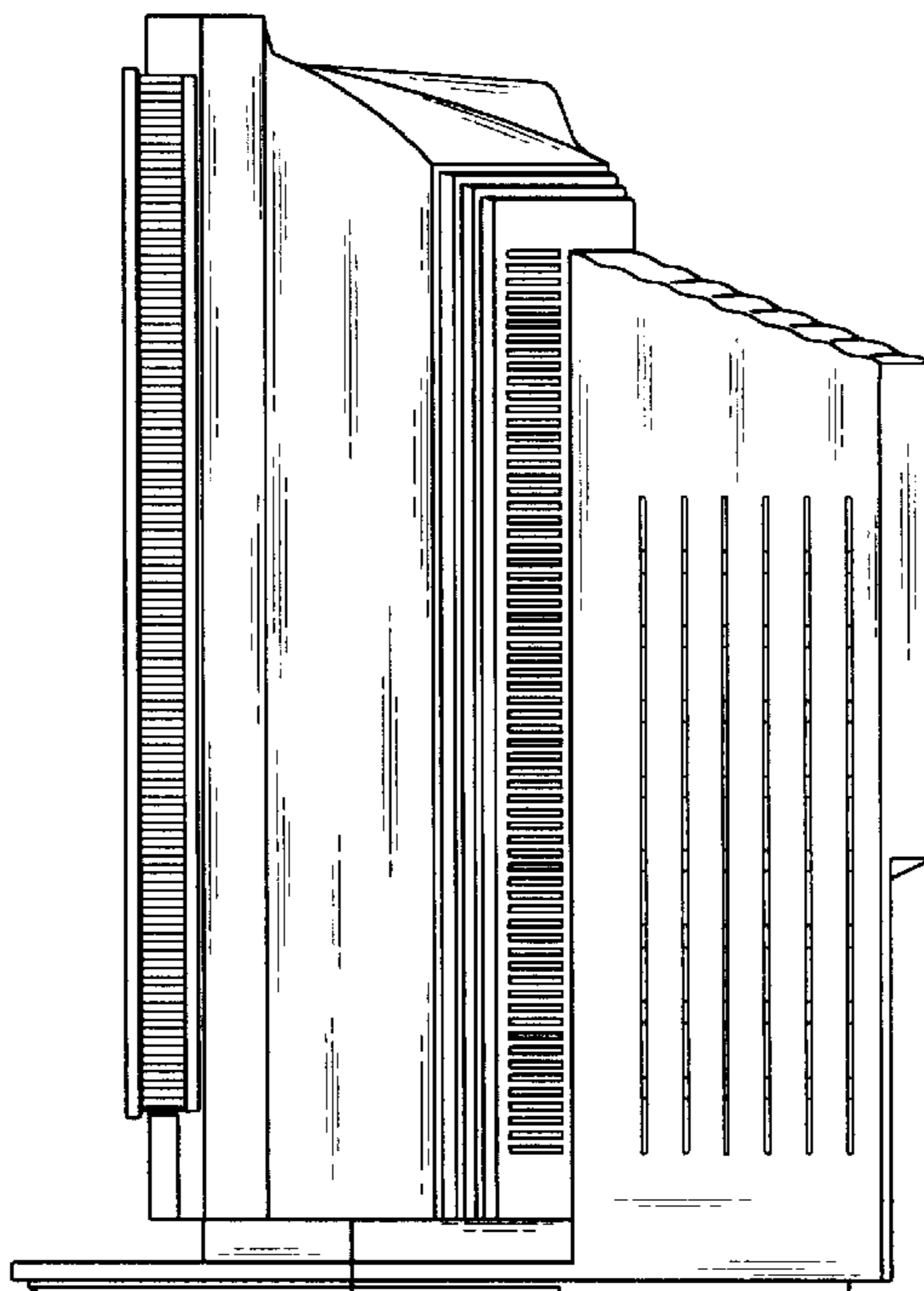


FIG. 6

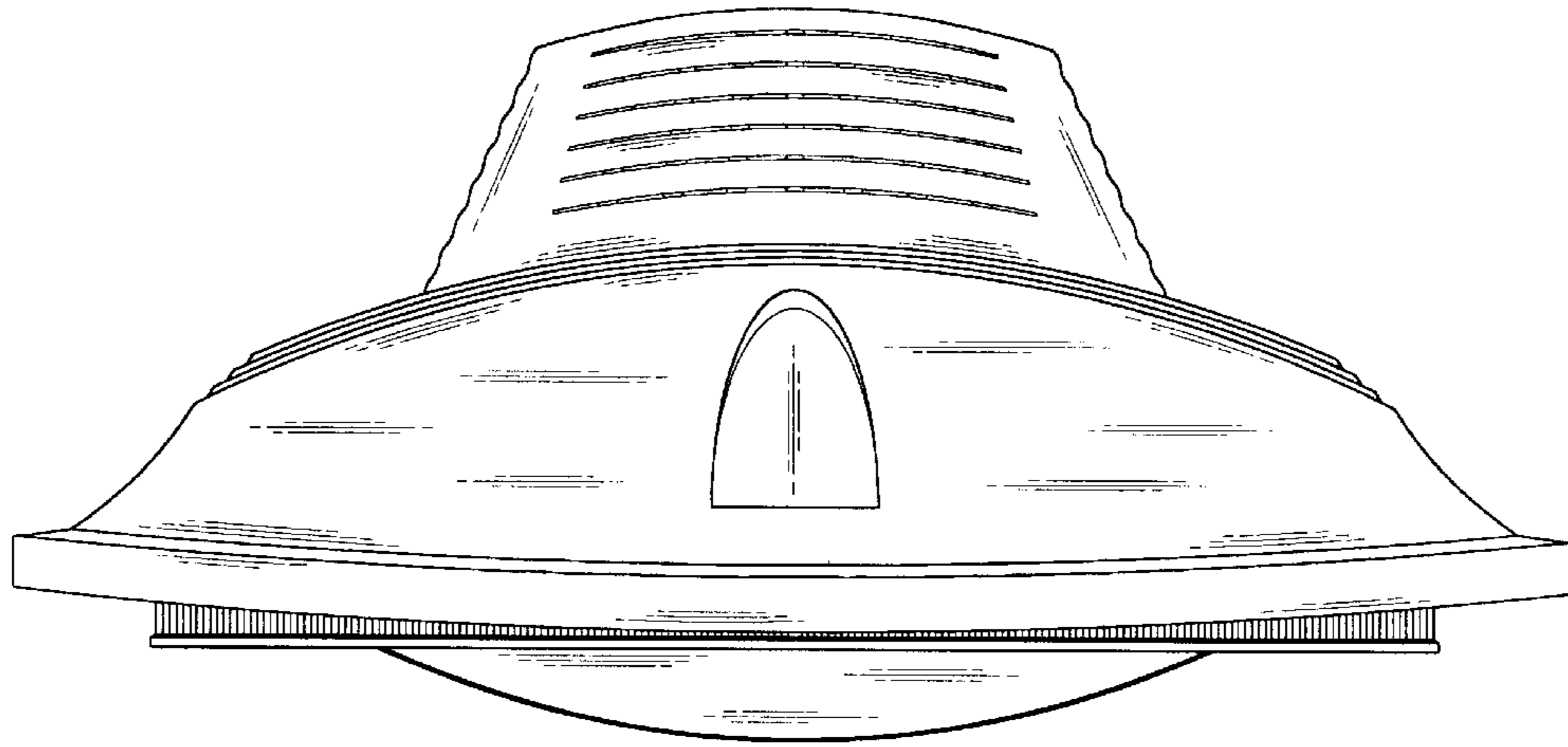


FIG. 7

