



US00D543162S

(12) **United States Design Patent**
Kim

(10) **Patent No.:** **US D543,162 S**

(45) **Date of Patent:** **** May 22, 2007**

(54) **PORTABLE SATELLITE BROADCASTING
RECEIVING TERMINAL**

(75) Inventor: **Tae-Ho Kim**, Seoul (KR)

(73) Assignee: **Samsung Electronics Co., Ltd.**,
Kyunggi-do (KR)

(**) Term: **14 Years**

(21) Appl. No.: **29/235,001**

(22) Filed: **Jul. 26, 2005**

(51) **LOC (8) Cl.** **14-03**

(52) **U.S. Cl.** **D14/125; D14/239**

(58) **Field of Classification Search** D14/125-134,
D14/299, 356, 361-363, 365, 496, 135, 136,
D14/239; 348/10, 460; 361/690-696; 312/208.1,
312/223.2

See application file for complete search history.

(56) **References Cited**

U.S. PATENT DOCUMENTS

D410,437 S	*	6/1999	Mowery	D13/177
D423,503 S	*	4/2000	Abdo	D14/188
D449,279 S	*	10/2001	Takach et al.	D13/152
D454,544 S	*	3/2002	Takach et al.	D13/152
D462,954 S	*	9/2002	Chen	D14/299
D471,541 S	*	3/2003	Tomino et al.	D14/240
D486,480 S	*	2/2004	Tanaka	D14/242
D487,460 S	*	3/2004	Lee	D14/368
D490,796 S	*	6/2004	Allen	D14/156

D511,505 S	*	11/2005	Nam	D14/125
D513,240 S	*	12/2005	Uehara	D14/125
D515,090 S	*	2/2006	Huang	D14/367
D523,014 S	*	6/2006	Liu et al.	D14/433

OTHER PUBLICATIONS

U.S. Appl. No. 29/235,004, Applicant: James Choe, filed Jul. 26, 2005 entitled Portable Satellite Broadcasting Receiving Terminal.

* cited by examiner

Primary Examiner—Raphael Barkai

Assistant Examiner—Randall H. Gholson

(74) *Attorney, Agent, or Firm*—Flynn, Thiel, Boutell & Tanis, P.C.

(57) **CLAIM**

The ornamental design for a portable satellite broadcasting receiving terminal, as shown and described.

DESCRIPTION

FIG. 1 is a top front perspective view of a portable satellite broadcasting receiving terminal showing my new design.

FIG. 2 is a front elevational view thereof.

FIG. 3 is a rear elevational view thereof.

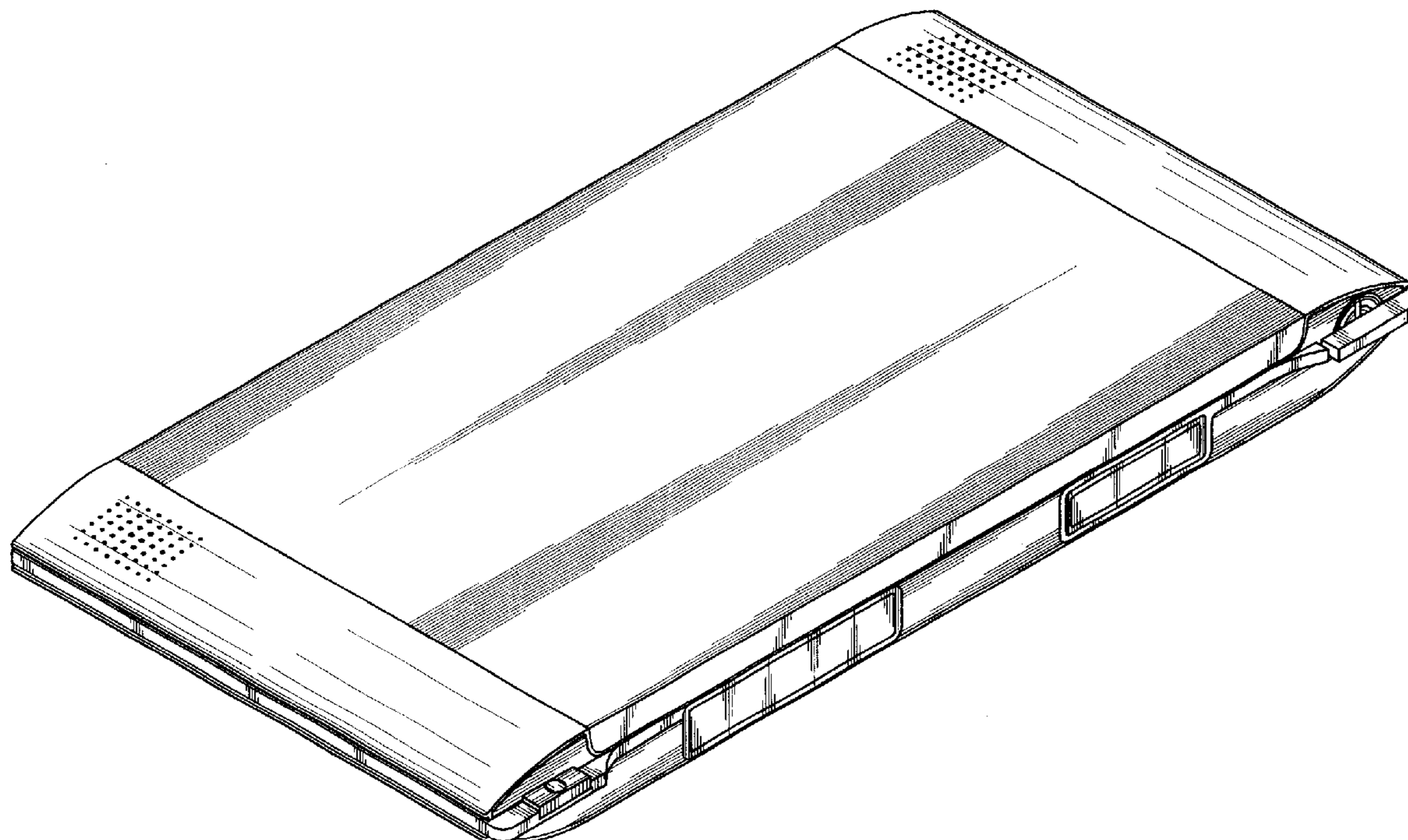
FIG. 4 is a left side elevational view thereof.

FIG. 5 is a right side elevational view thereof.

FIG. 6 is a top plan view thereof; and,

FIG. 7 is a bottom plan view thereof.

1 Claim, 4 Drawing Sheets



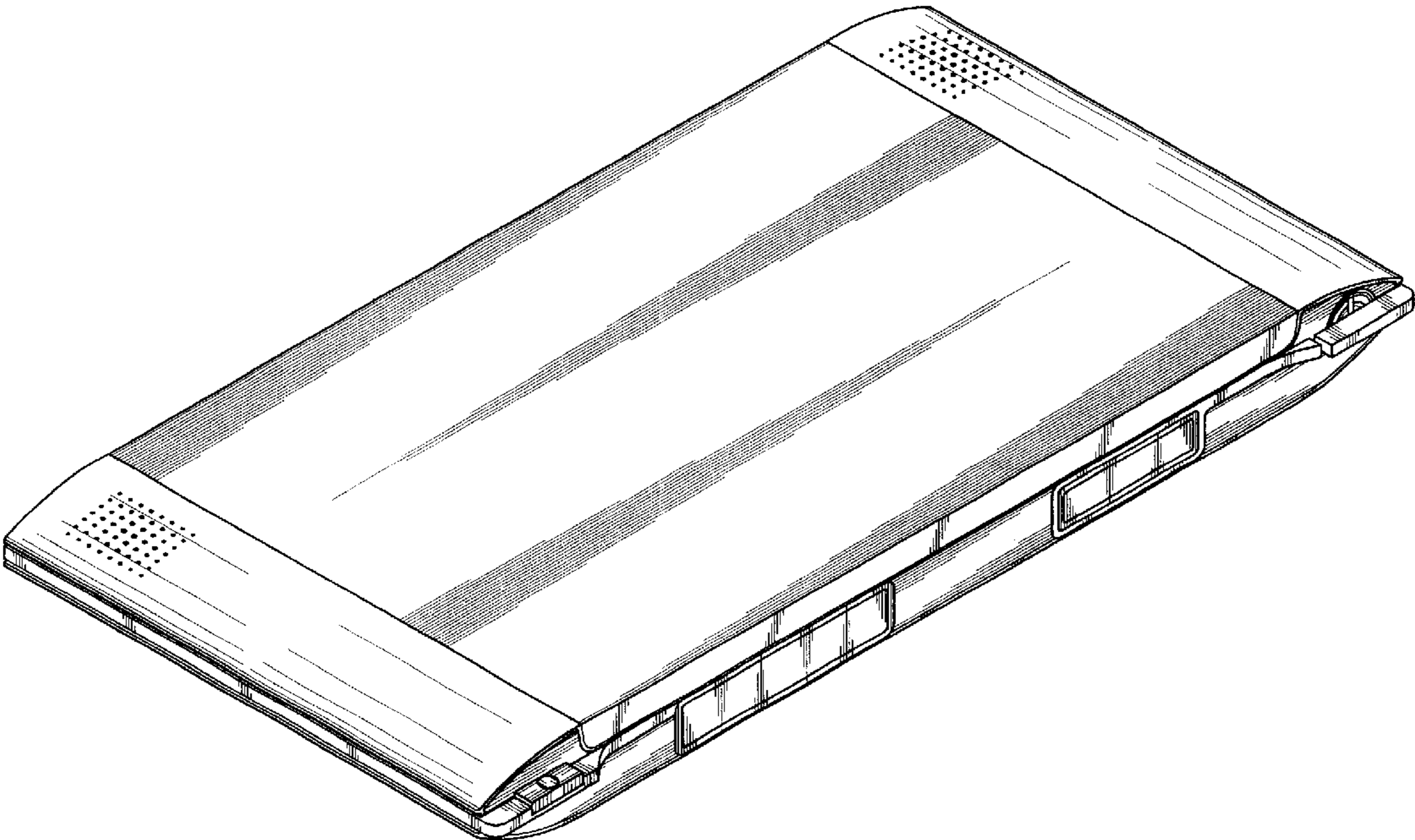


FIG. 1




FIG. 2




FIG. 3




FIG. 4




FIG. 5

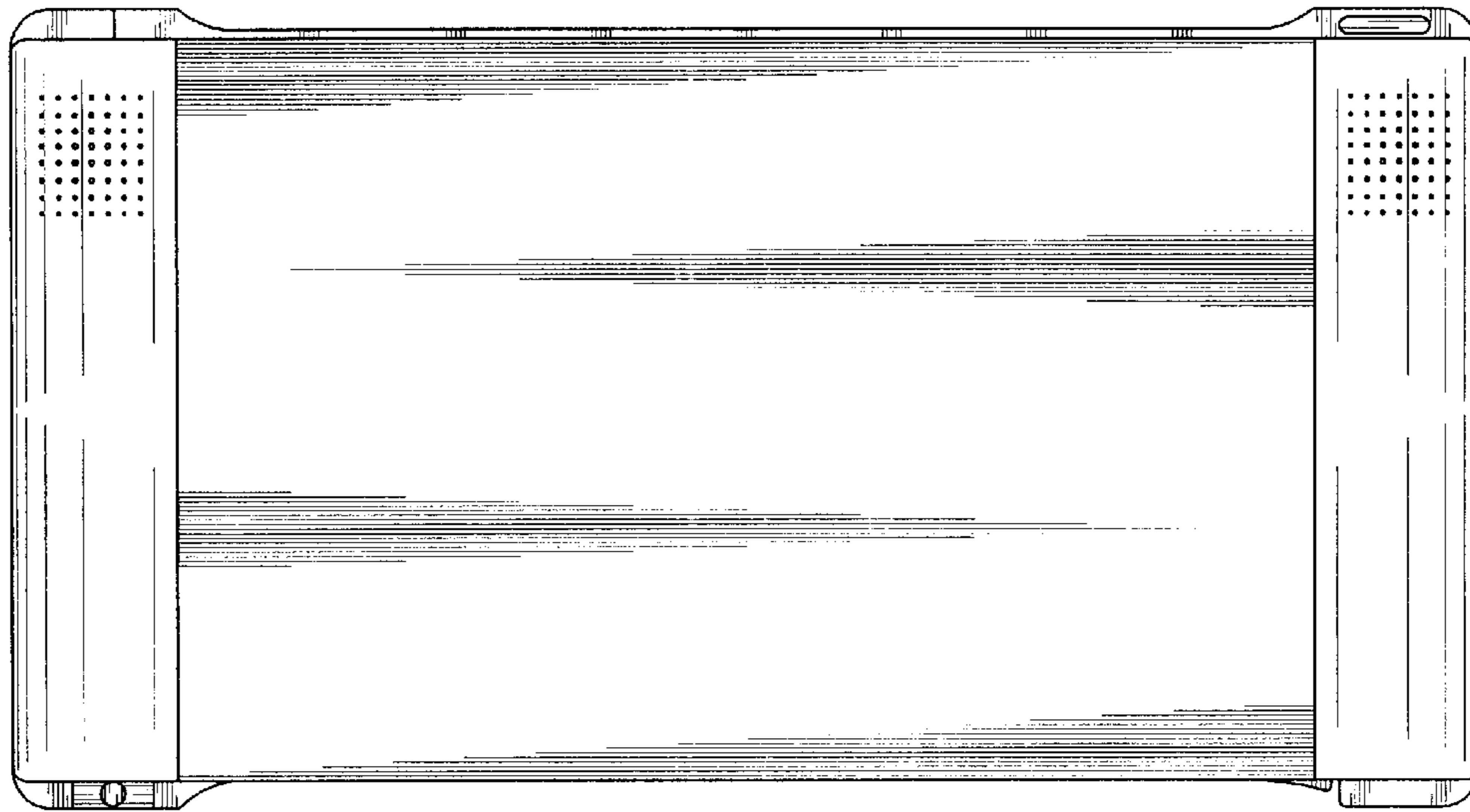


FIG. 6




FIG. 7