



US00D543138S

(12) **United States Design Patent**
Levy

(10) **Patent No.:** **US D543,138 S**

(45) **Date of Patent:** **** May 22, 2007**

(54) **FRONT BUMPER PANEL**

(75) Inventor: **Todd Levy**, Göteborg (SE)

(73) Assignee: **Ford Global Technologies, LLC**,
Dearborn, MI (US)

(**) Term: **14 Years**

(21) Appl. No.: **29/257,990**

(22) Filed: **Apr. 13, 2006**

(51) **LOC (8) Cl.** **12-16**

(52) **U.S. Cl.** **D12/169**

(58) **Field of Classification Search** D12/90-92,
D12/86, 169, 196, 163; 296/180.1, 180.2;
293/102, 113, 115, 117, 120

See application file for complete search history.

(56) **References Cited**

U.S. PATENT DOCUMENTS

D343,145 S	1/1994	Harbury	
D419,932 S	2/2000	Horbury et al.	
D424,131 S	5/2000	Horbury et al.	
D472,850 S	4/2003	Frasher et al.	
D499,675 S	* 12/2004	Sasaki et al.	D12/169
D500,270 S	12/2004	Otto et al.	
D503,136 S	* 3/2005	Tamiya et al.	D12/169

OTHER PUBLICATIONS

Exterior Gallery of Volvo Car Model S40, Date Unknown,
www.volvocars.us/models/s40/gallery/360.htm, 5 pages.

Exterior Gallery of Volvo Car Model S60, Date Unknown,
www.volvocars.us/models/s60/gallery/360.htm, 5 pages.

Exterior Gallery of Volvo Car Model S60R, Date Unknown,
www.volvocars.us/models/s60/gallery/_360_s60r.htm, 5
pages.

Exterior Gallery of Volvo Car Model S80, Date Unknown,
www.volvocars.us/models/s80/gallery/360.htm, 5 pages.

Exterior Gallery of Volvo Car Model V50, Date Unknown,
www.volvocars.us/models/v50/gallery/360.htm, 5 pages.

Exterior Gallery of Volvo Car Model V70, Date Unknown,
www.volvocars.us/models/v70/gallery/360.htm, 5 pages.

Exterior Gallery of Volvo Car Model V70R, Date Unknown,
www.volvocars.us/models/v70/gallery_360_v70r.htm, 5
pages.

Exterior Gallery of Volvo Car Model XC70, Date Unknown,
www.volvocars.us/models/xc70/gallery/360.htm, 5 pages.

Exterior Gallery of Volvo Car Model XC90, Date Unknown,
www.volvocars.us/models/xc90/gallery/360.htm, 5 pages.

* cited by examiner

Primary Examiner—Melody N. Brown

(74) *Attorney, Agent, or Firm*—Brooks Kushman, P.C.

(57) **CLAIM**

The ornamental design for a front bumper panel, as shown
and described.

DESCRIPTION

FIG. 1 is a front perspective view of a front bumper panel
in accordance with the present invention;

FIG. 2 is another front perspective view of the front bumper
panel of FIG. 1;

FIG. 3 is a rear perspective view of the front bumper panel
of FIG. 1;

FIG. 4 is another front perspective view of the front bumper
panel of FIG. 1;


FIG. 5 is a front elevation view of the front bumper panel of
FIG. 1;

FIG. 6 is a top plan view of the front bumper panel of FIG.
1; and,

FIG. 7 is a right side elevation view of the front bumper
panel of FIG. 1, wherein a left side elevation view is a mirror
image thereof.

The surface ornamentation of FIGS. 1 to 5 is for illustrative
purposes only and forms no part of the claimed design.

1 Claim, 7 Drawing Sheets






Fig. 1




Fig. 2

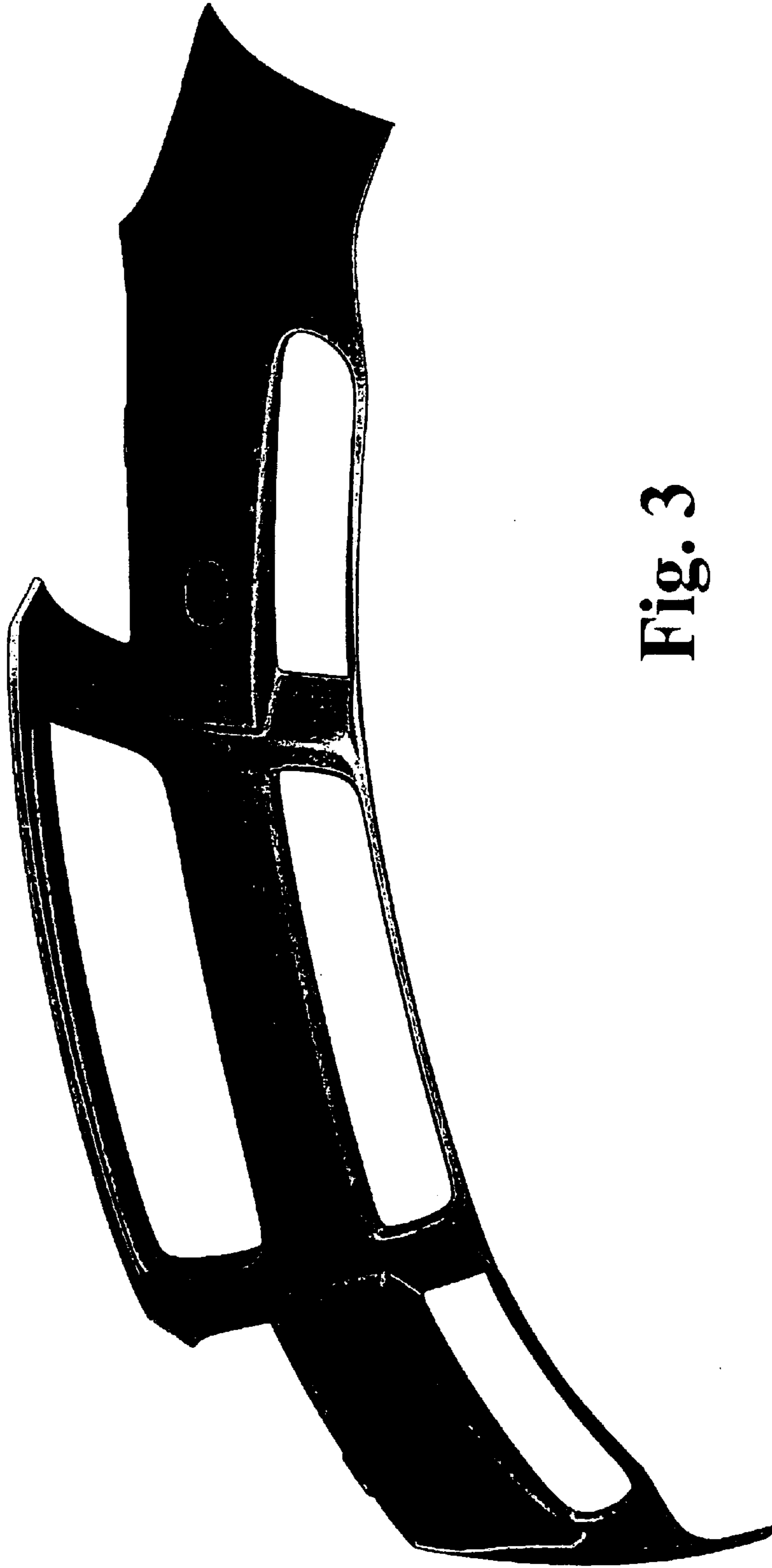


Fig. 3



Fig. 4




Fig. 5




Fig. 6



Fig. 7