



US00D543120S

(12) **United States Design Patent**  
**Coe et al.**

(10) **Patent No.:** **US D543,120 S**

(45) **Date of Patent:** **\*\* May 22, 2007**

(54) **CASE WITH PILL RECEIVING SLEEVES FOR STORING AND DISPENSING PILLS**

(75) Inventors: **Matthew T. Coe**, Annandale, NJ (US);  
**Kun-Chi Wu**, Princeton, NJ (US)

(73) Assignee: **PharmaDesign, Inc.**, Warren, NJ (US)

(\*\*) Term: **14 Years**

(21) Appl. No.: **29/212,374**

(22) Filed: **Aug. 30, 2004**

(51) **LOC (8) Cl.** ..... **09-01**

(52) **U.S. Cl.** ..... **D9/732**

(58) **Field of Classification Search** ..... D9/730,  
D9/731, 732, 734; D3/203.2, 203.3, 203.4;  
D24/107, 227, 232; D28/73-77, 86; 206/461,  
206/528, 531; 229/406; D10/40; D6/512,  
D6/515

See application file for complete search history.

(56) **References Cited**

**U.S. PATENT DOCUMENTS**

D138,698 S	9/1944	Salfisberg	
3,414,119 A	12/1968	Finch, Jr.	
3,968,921 A *	7/1976	Jewell	229/406
4,848,585 A	7/1989	Snyder	
D324,819 S *	3/1992	Eisenberg	D3/203.3
5,109,984 A *	5/1992	Romick	206/531
D339,742 S	9/1993	Walchek, Jr. et al.	
D340,860 S	11/1993	Gordon et al.	
5,346,069 A *	9/1994	Intini	206/531
5,348,158 A	9/1994	Honan et al.	
5,368,187 A	11/1994	Poncetta et al.	
D358,546 S *	5/1995	Walchek et al.	D3/203.3
D398,521 S *	9/1998	Coe	D3/203.3

D414,106 S	9/1999	Anderson	
5,954,203 A	9/1999	Marconi	
6,036,018 A	3/2000	Harrold	
D423,111 S	4/2000	Davis et al.	
6,173,838 B1	1/2001	Brozell	
6,199,689 B1	3/2001	Higuchi et al.	
6,219,997 B1	4/2001	Friberg et al.	
D454,781 S *	3/2002	Assargren et al.	D9/732
D455,345 S *	4/2002	Assargren et al.	D9/732
D455,953 S *	4/2002	Assargren et al.	D9/732
6,789,677 B2	9/2004	Maietta	
D505,320 S *	5/2005	Gattefosse et al.	D9/732
D508,164 S	8/2005	Coe et al.	
D518,737 S *	4/2006	Zalzal	D9/732

\* cited by examiner

*Primary Examiner*—Stella Reid

*Assistant Examiner*—Shanda C. Hill

(74) *Attorney, Agent, or Firm*—Sterne, Kessler, Goldstein & Fox PLLC

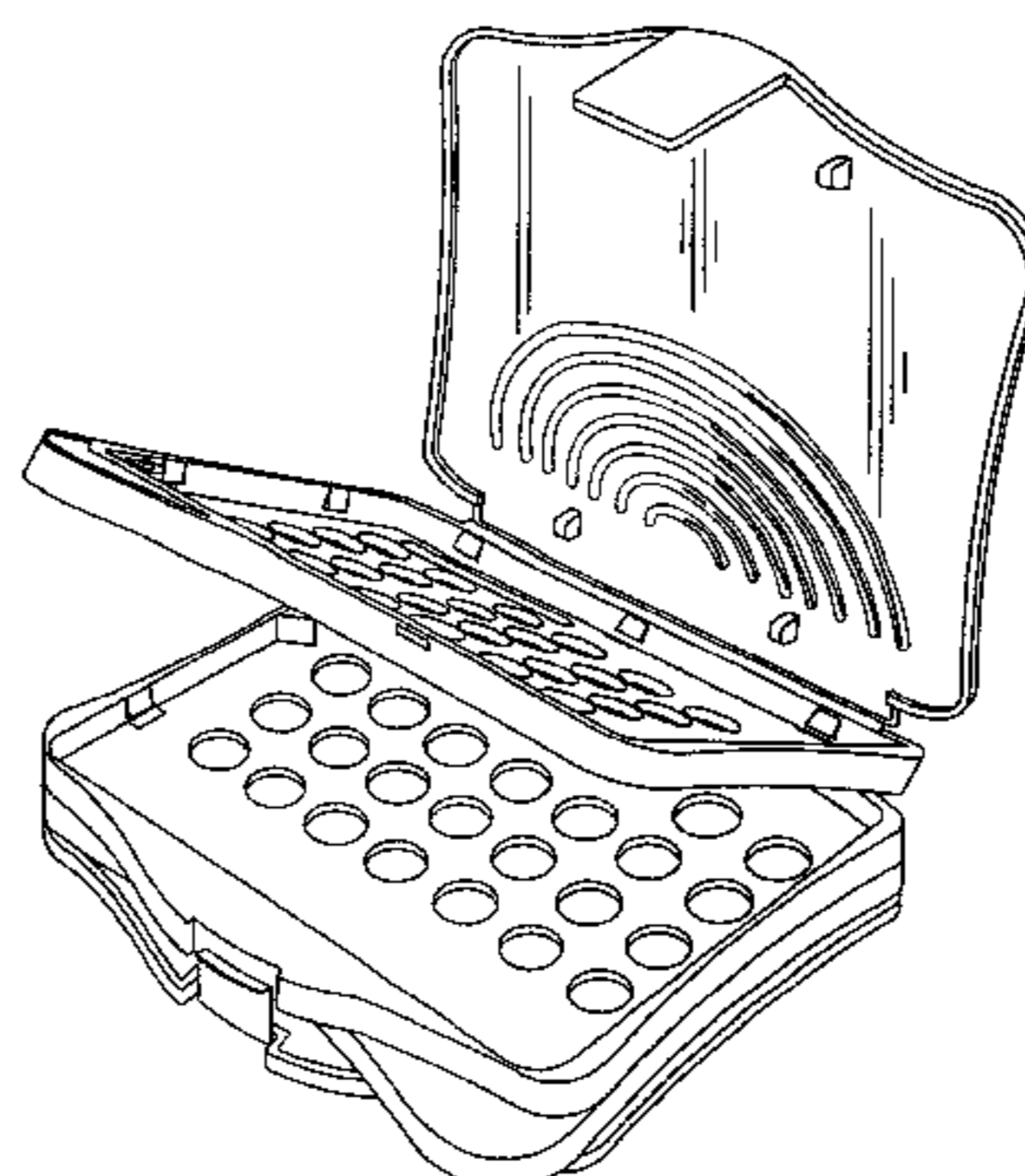
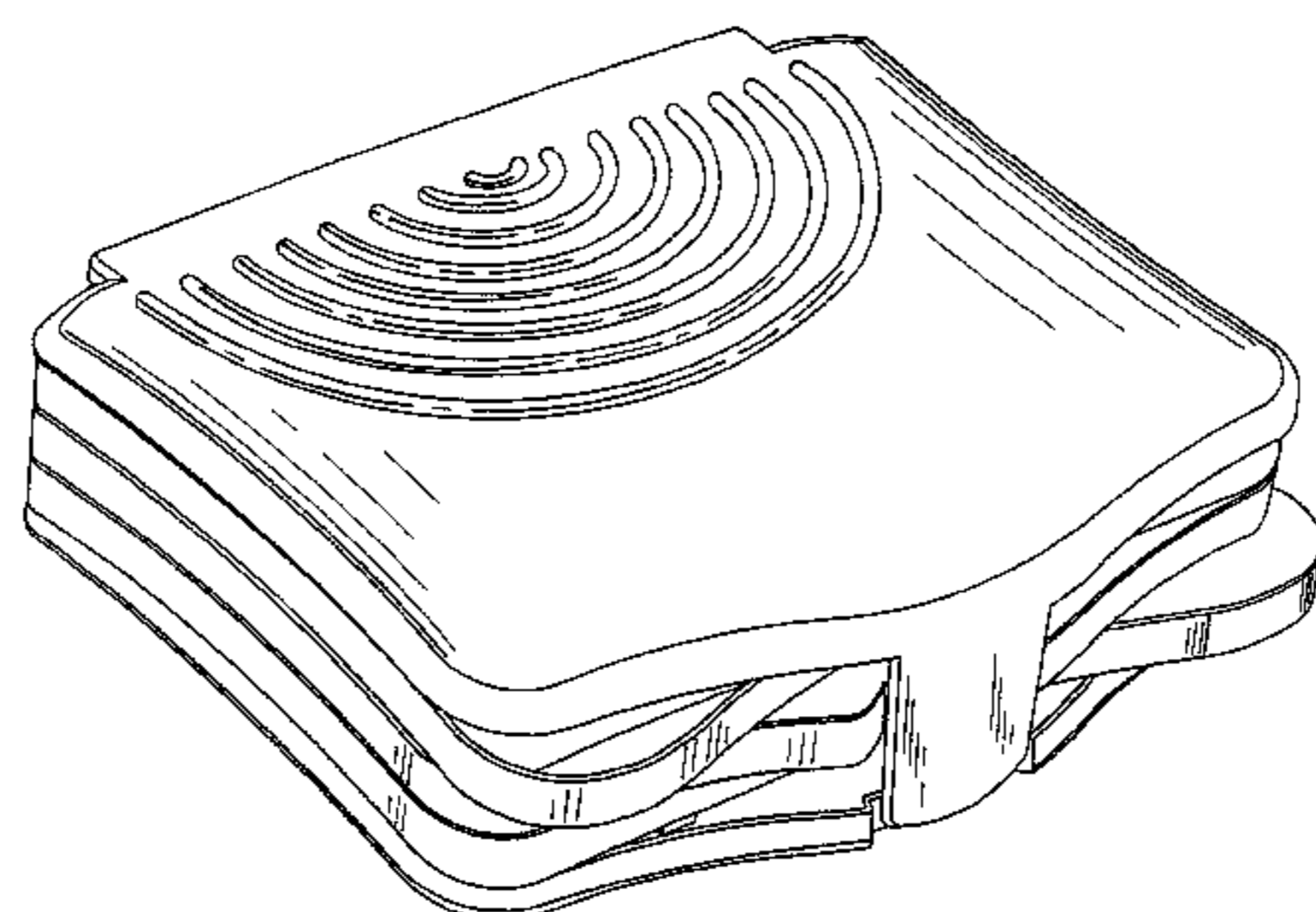
(57) **CLAIM**

The ornamental design for a case with pill receiving sleeves for storing and dispensing pills, as shown and described.

**DESCRIPTION**

FIG. 1 is a perspective view showing the top right and front of the case;  
FIG. 2 is a front elevational view thereof;  
FIG. 3 is a rear elevational view thereof;  
FIG. 4 is a left side elevational view thereof;  
FIG. 5 is a right side elevational view thereof;  
FIG. 6 is a top plan view thereof;  
FIG. 7 is a bottom plan view thereof; and,  
FIG. 8 is a perspective view showing the case in an operating position for dispensing pills.

**1 Claim, 6 Drawing Sheets**



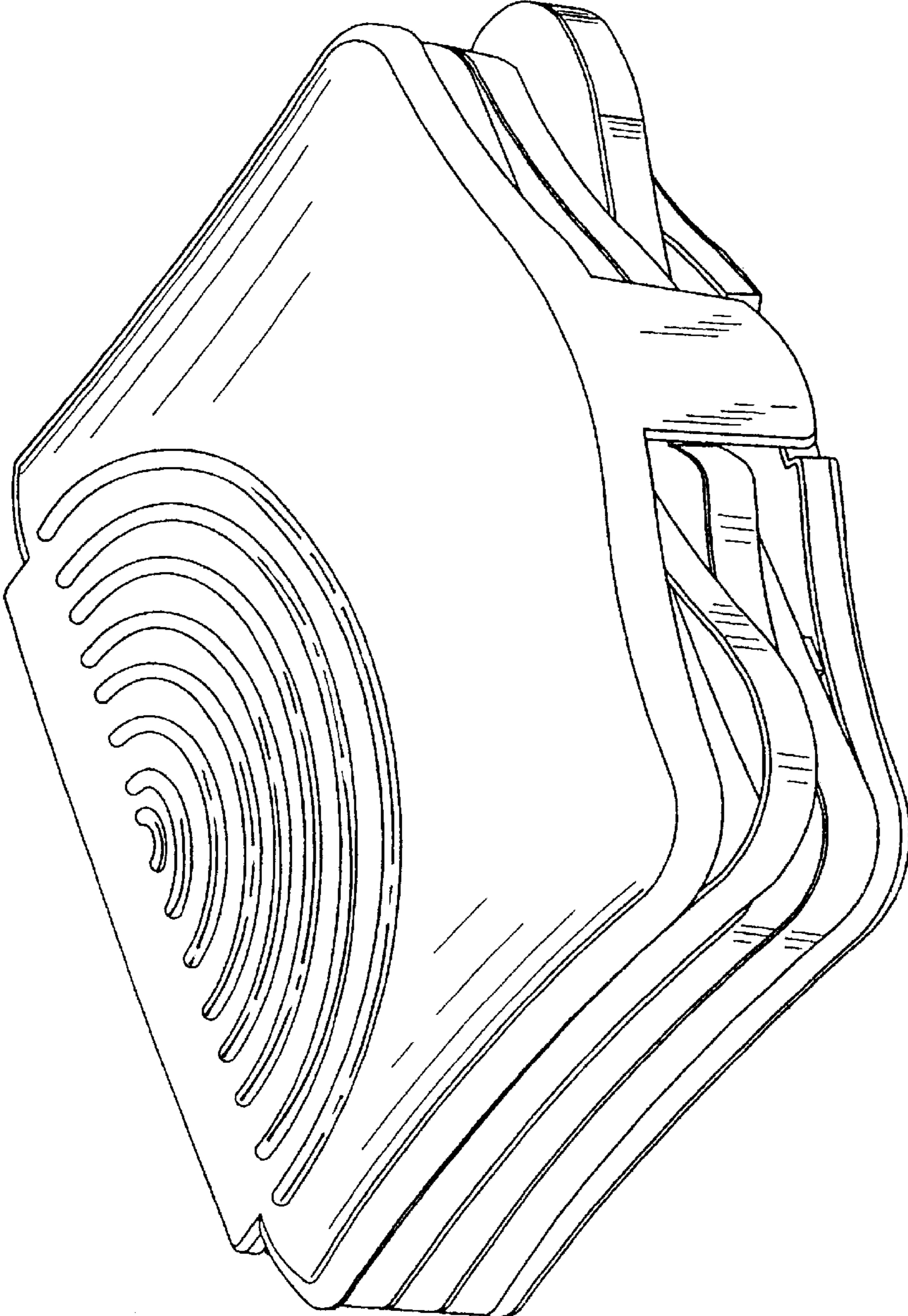
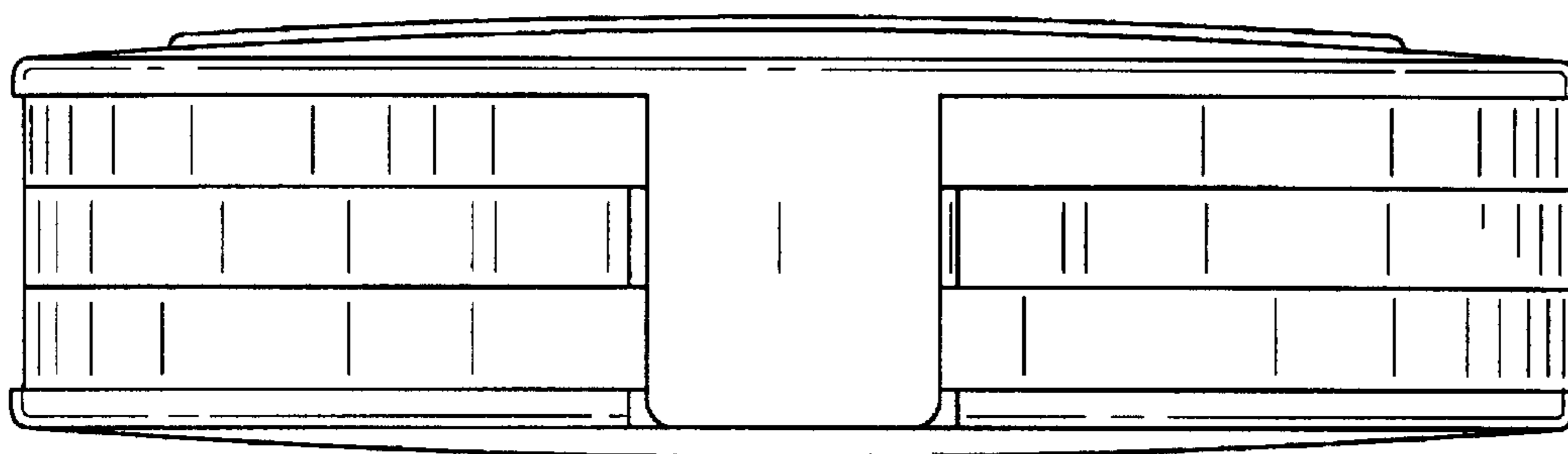
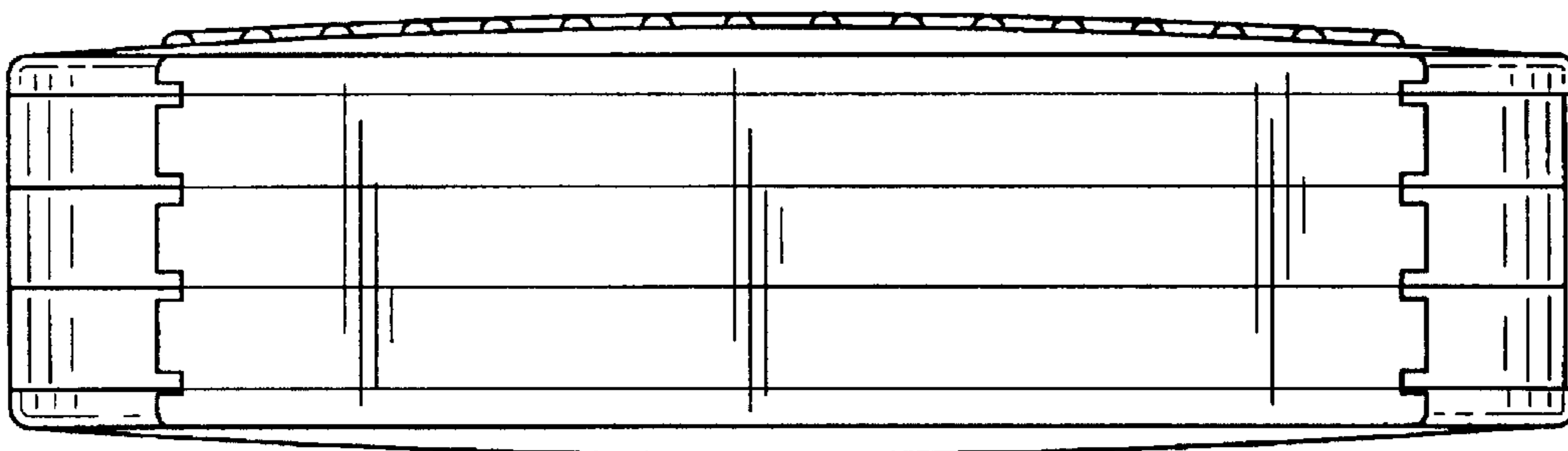


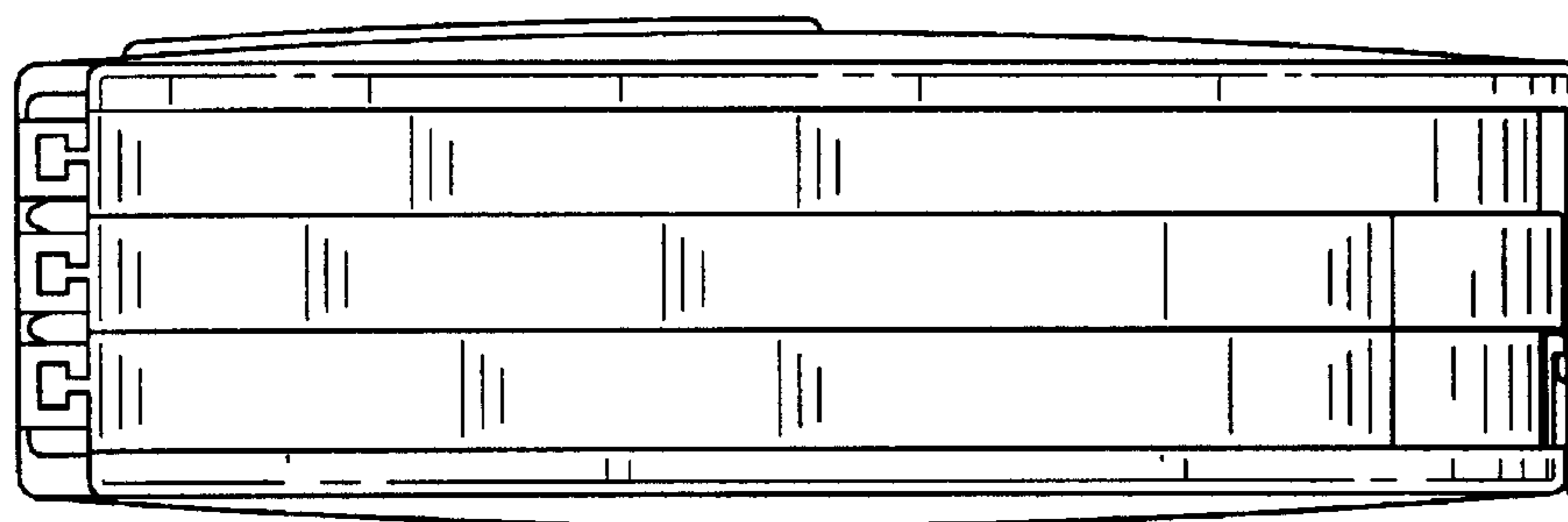
FIG. 1



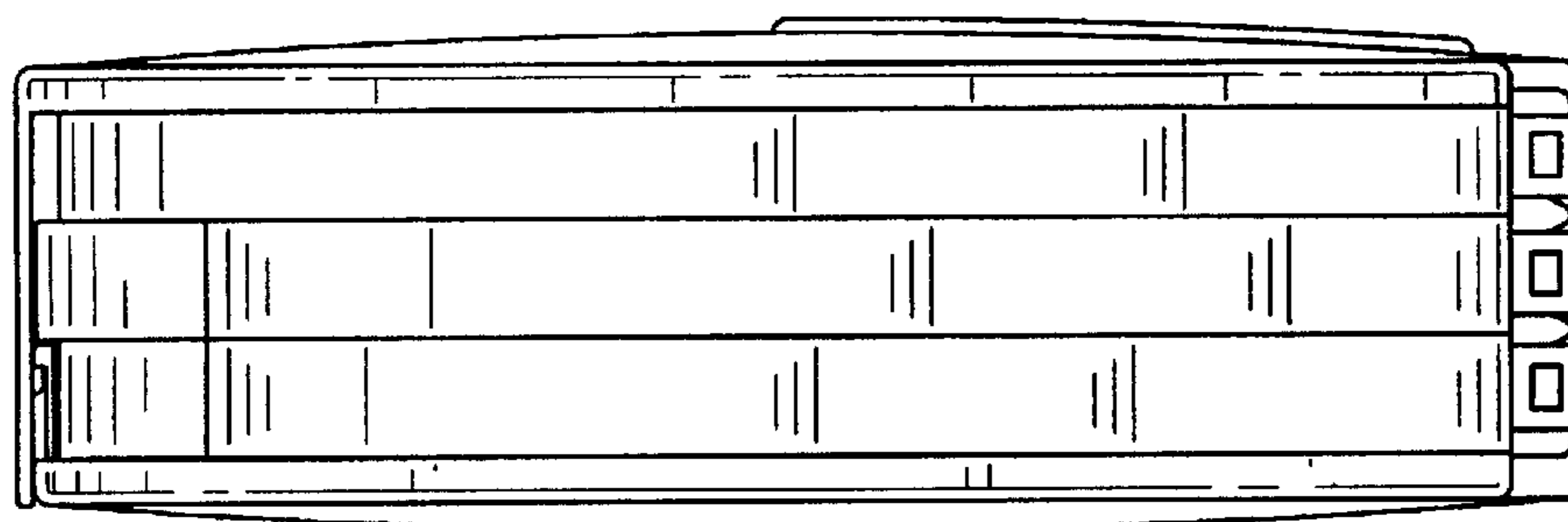
*FIG. 2*



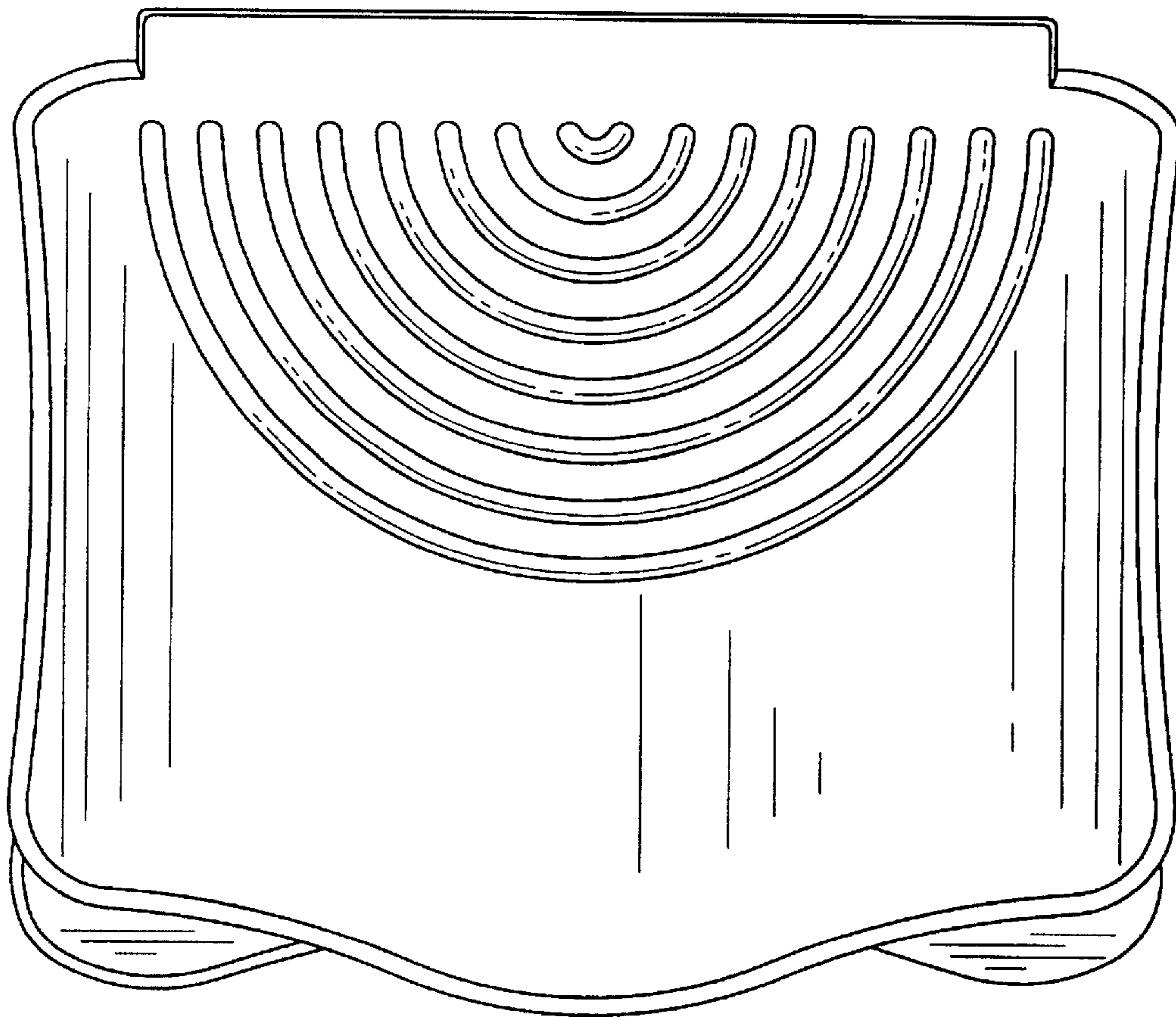
*FIG. 3*




*FIG. 4*



*FIG. 5*



*FIG. 6*



*FIG. 7*

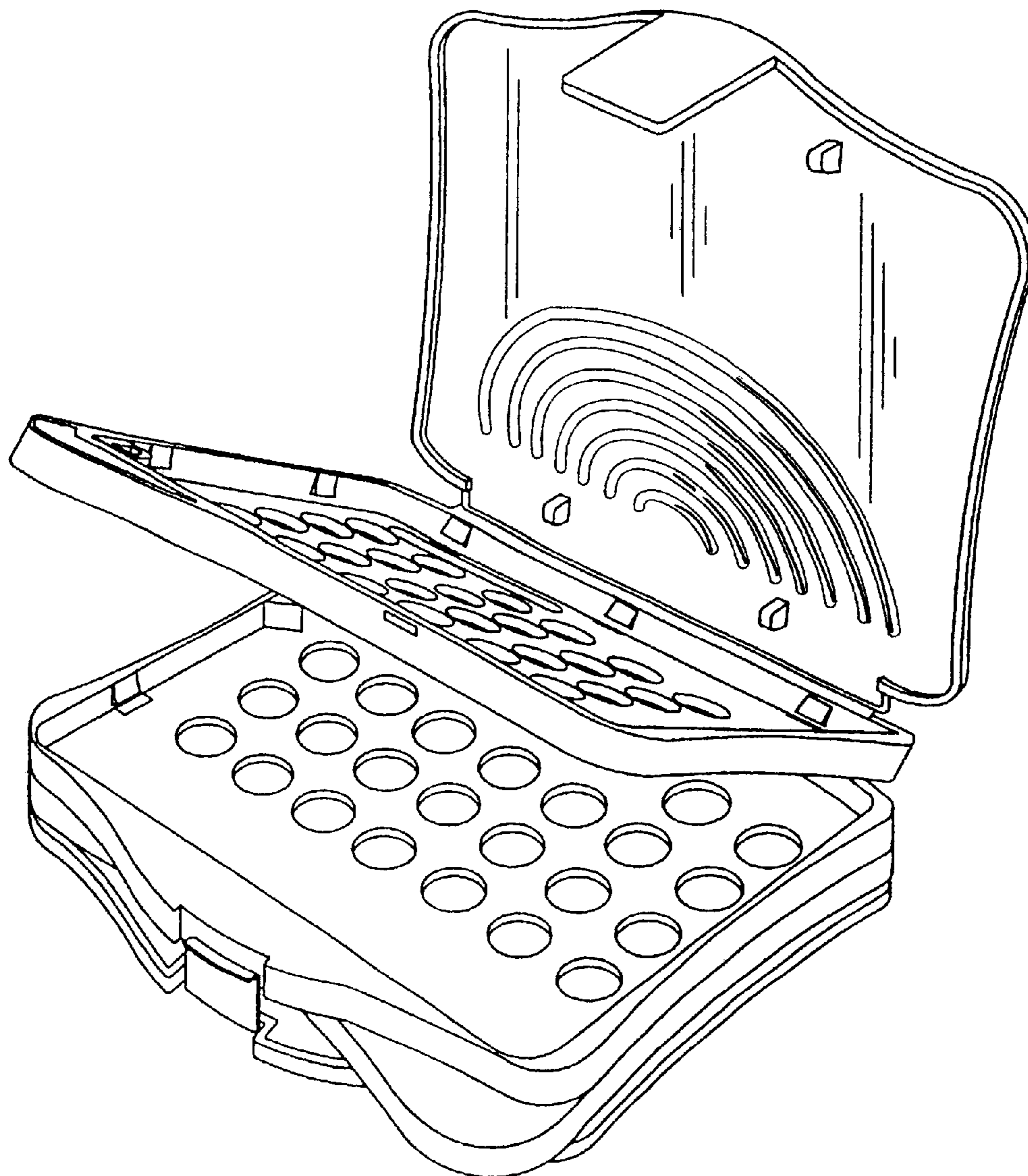


FIG. 8