

US00D543117S

(12) **United States Design Patent**
Sanfilippo et al.

(10) **Patent No.:** **US D543,117 S**

(45) **Date of Patent:** **** May 22, 2007**

(54) **DISPENSER BAG**

(75) Inventors: **John E. Sanfilippo**, Barrington Hills,
IL (US); **James J. Sanfilippo**,
Barrington Hills, IL (US)

(73) Assignee: **Clear Lam Packaging, Inc.**, Elk Grove
Village, IL (US)

(**) Term: **14 Years**

(21) Appl. No.: **29/233,715**

(22) Filed: **Jul. 8, 2005**

(51) **LOC (8) Cl.** **09-05**

(52) **U.S. Cl.** **D9/702; D9/707**

(58) **Field of Classification Search** D9/695,
D9/696, 414, 527, 702, 703, 707, 711, 713;
D24/118; 222/92, 107, 105; 220/666
See application file for complete search history.

(56) **References Cited**

U.S. PATENT DOCUMENTS

D160,826	S	*	11/1950	Whyte	D9/696
2,962,192	A	*	11/1960	Volckening	222/107
3,502,487	A	*	3/1970	Byrd	426/106
D223,897	S	*	6/1972	Crew	D9/711
3,913,789	A	*	10/1975	Miller	222/107
D306,555	S	*	3/1990	Lane et al.	D9/707
D336,034	S	*	6/1993	Rebilas	D9/709
D347,993	S	*	6/1994	Lane et al.	D9/707
D354,906	S	*	1/1995	Lane et al.	D9/707
5,411,178	A	*	5/1995	Roders et al.	222/105
D374,616	S	*	10/1996	Smith	D24/224
D375,676	S	*	11/1996	Davis et al.	D9/707
5,632,416	A	*	5/1997	Lane et al.	222/105

D422,903	S	*	4/2000	Lim	D9/711
D442,078	S	*	5/2001	Fuquen	D9/707
D447,406	S	*	9/2001	Schalow	D9/696
D448,661	S	*	10/2001	Kerr et al.	D9/696
D455,645	S	*	4/2002	Bell et al.	D9/710
D484,972	S	*	1/2004	Steele et al.	D24/118
D504,322	S	*	4/2005	Sanfilippo et al.	D9/702

* cited by examiner

Primary Examiner—Stella Reid

Assistant Examiner—Mark Goodwin

(74) *Attorney, Agent, or Firm*—Cardinal Law Group

(57) **CLAIM**

The ornamental design for dispenser bag, as shown and described.

DESCRIPTION

FIG. 1 is a perspective view of the dispenser bag as it would appear filled with a liquid or viscous material such as, for example, a condiment;

FIG. 2 is a front view of the dispenser bag as it would appear filled;

FIG. 3 is a back view of the dispenser bag as it would appear filled;


FIG. 4 is a top side view of the dispenser bag as it would appear filled;

FIG. 5 is a right side view of the dispenser bag as it would appear filled;

FIG. 6 is a left side view of the dispenser bag as it would appear filled; and,

FIG. 7 is a bottom side view of the dispenser bag as it would appear filled.

1 Claim, 4 Drawing Sheets






FIG. 1




FIG. 2




FIG. 3



FIG. 4

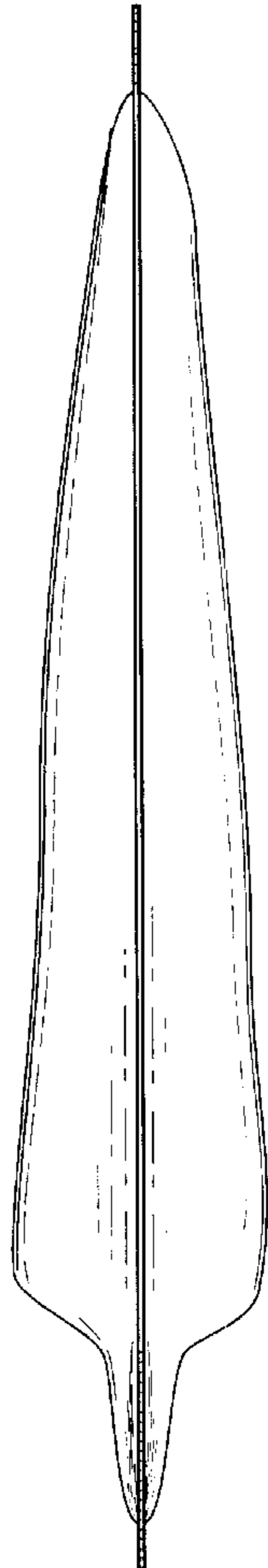


FIG. 5

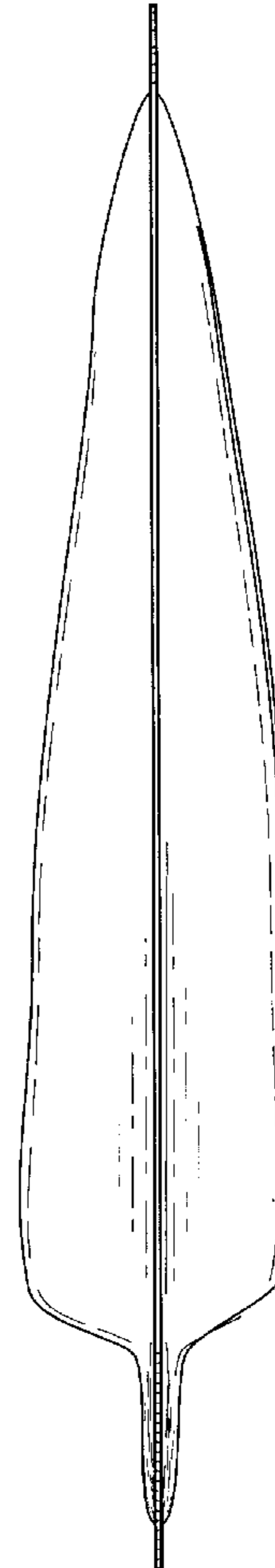


FIG. 6

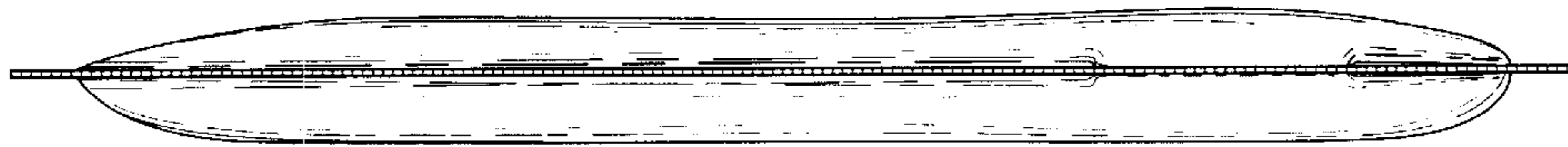


FIG. 7