



US00D543115S

(12) **United States Design Patent**
Flurer et al.

(10) **Patent No.:** **US D543,115 S**

(45) **Date of Patent:** **** May 22, 2007**

- (54) **COMBINED BOTTLE AND CAP**
- (75) Inventors: **Ursula A Flurer**, New York, NY (US);
Laura Garza, Chicago, IL (US)
- (73) Assignee: **Conopco, Inc.**, Englewood Cliffs, NJ (US)
- (**) Term: **14 Years**

D463,744 S	*	10/2002	Brozell	D9/449
D487,400 S	*	3/2004	Oates	D9/521
D501,141 S	*	1/2005	Bakic	D9/521
D511,685 S	*	11/2005	Choi	D9/449
D516,425 S	*	3/2006	Haffner et al.	D9/449
D527,636 S	*	9/2006	Bakic	D9/521
D527,640 S	*	9/2006	Cummings et al.	D9/529
D528,005 S	*	9/2006	Bakic	D9/529
D529,388 S	*	10/2006	Bakic	D9/529

- (21) Appl. No.: **29/246,562**
- (22) Filed: **Apr. 24, 2006**
- (51) **LOC (8) Cl.** **09-01**
- (52) **U.S. Cl.** **D9/529; D9/447**
- (58) **Field of Classification Search** D9/434,
D9/440, 446, 449, 516, 521-522, 529, 549,
D9/552, 565; 220/660, 669-670, 675
See application file for complete search history.

FOREIGN PATENT DOCUMENTS

EM 000434014-0001 * 11/2005

* cited by examiner

Primary Examiner—Carol Rademaker
Assistant Examiner—Anna Burmeister

(74) *Attorney, Agent, or Firm*—Karen E. Klumas

(57) **CLAIM**

The ornamental design for a combined bottle and cap, as shown and described.

(56) **References Cited**

U.S. PATENT DOCUMENTS

3,342,379 A	*	9/1967	Foley	222/173
4,838,441 A	*	6/1989	Chernack	215/216
D380,679 S	*	7/1997	Schreiber	D9/447
D398,530 S	*	9/1998	Gavin	D9/449
D401,507 S	*	11/1998	Gonda et al.	D9/529
D428,816 S	*	8/2000	Shiokawa et al.	D9/521
D439,165 S	*	3/2001	Erckelbout et al.	D9/520
D447,693 S	*	9/2001	Warner et al.	D9/776
D455,349 S	*	4/2002	Lloyd	D9/529
D459,996 S	*	7/2002	Kuzma et al.	D9/549

DESCRIPTION

FIG. 1 is a perspective view of a combined bottle and cap embodying the new design;
FIG. 2 is a front view thereof;
FIG. 3 is a right side view thereof, the left side view being a mirror image;
FIG. 4 is a back view thereof; and,
FIG. 5 is a top plan view thereof.

1 Claim, 4 Drawing Sheets

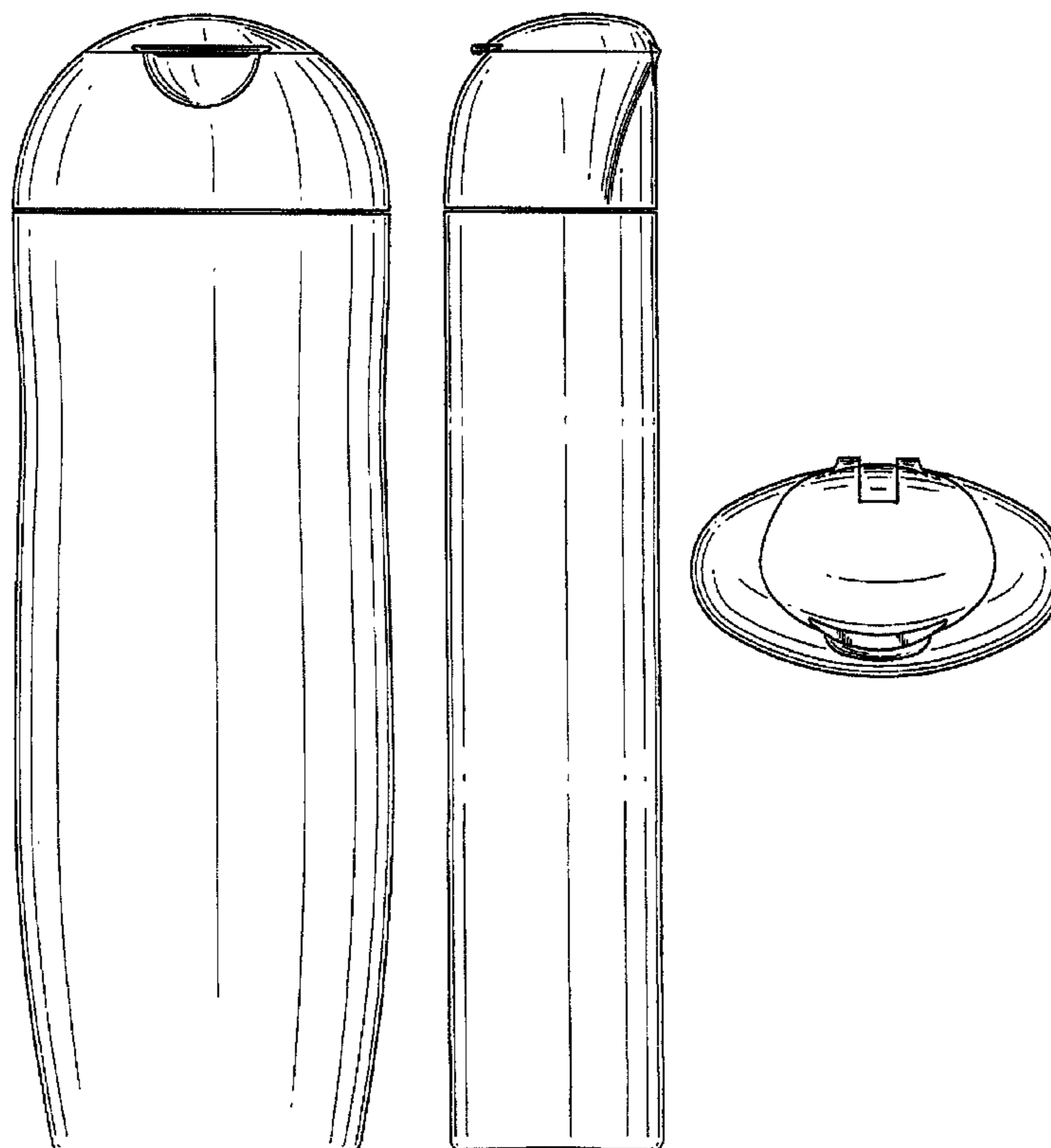


FIG. 1




FIG. 2




FIG. 3




FIG. 4




FIG. 5

