

US00D543105S

(12) **United States Design Patent** (10) **Patent No.:** **US D543,105 S**
Kim (45) **Date of Patent:** **** May 22, 2007**

(54) **PACKAGING BOX**

(75) Inventor: **Jin Deuk Kim**, Seoul (KR)

(73) Assignee: **Hanmi Pharm. Co., Ltd.**, Kyungki-do (KR)

(**) Term: **14 Years**

(21) Appl. No.: **29/254,996**

(22) Filed: **Mar. 3, 2006**

(30) **Foreign Application Priority Data**

Sep. 8, 2005 (KR) 30-2005-0030519

(51) **LOC (8) Cl.** **09-03**

(52) **U.S. Cl.** **D9/432**

(58) **Field of Classification Search** D9/430-433,
D9/414, 422, 423, 499, 455, 456, 643, 761,
D9/420, 762; 206/457, 458, 432, 582, 830,
206/459.5, 497, 521.1; 229/110-116, 100,
229/104, 8, 132, 124, 153, 800, 117.6; 220/DIG. 34
See application file for complete search history.

(56) **References Cited**

U.S. PATENT DOCUMENTS

- D69,799 S * 3/1926 Harris D9/432
- D81,675 S * 7/1930 Webber D9/432
- D81,676 S * 7/1930 Webber D9/432
- D85,694 S * 12/1931 Hicks D9/432
- D95,934 S * 6/1935 Smith D9/667
- D110,869 S * 8/1938 Kovacs D9/432
- D218,880 S * 10/1970 Conesa D9/432
- D253,517 S * 11/1979 Grodin D9/432
- D259,469 S * 6/1981 Grodin D9/432
- D259,470 S * 6/1981 Grodin D9/432

- D259,471 S * 6/1981 Grodin D9/432
- D259,472 S * 6/1981 Grodin D9/432
- D261,866 S * 11/1981 Matsumoto D9/432
- D269,068 S * 5/1983 Mann et al. D9/416
- D276,136 S * 10/1984 Sebire D9/432
- D358,087 S * 5/1995 Lowry D9/627
- D373,080 S * 8/1996 Prosperi et al. D9/418
- D382,478 S * 8/1997 Park D9/432
- D395,006 S * 6/1998 Yoon D9/432
- D453,002 S * 1/2002 Mansau D9/432
- D495,953 S * 9/2004 Miller D9/432
- D496,274 S * 9/2004 Egawa D9/432

* cited by examiner

Primary Examiner—Stella M. Reid

Assistant Examiner—Mark Goodwin

(74) *Attorney, Agent, or Firm*—Bacon & Thomas PLLC

(57) **CLAIM**

The ornamental design for a packaging box, as shown and described.

DESCRIPTION

FIG. 1 is a perspective view of a packaging box showing my new design;

FIG. 2 is a front view thereof, a rear view thereof being identical to the front view;

FIG. 3 is a right side view thereof, a left side view thereof being identical to the right side view; and,

FIG. 4 is a top view thereof, a bottom view thereof being identical to the top view.

In the drawings, the broken lines showing the conventional packaging box are for illustrative purpose only and form no part of the claimed design.

1 Claim, 4 Drawing Sheets

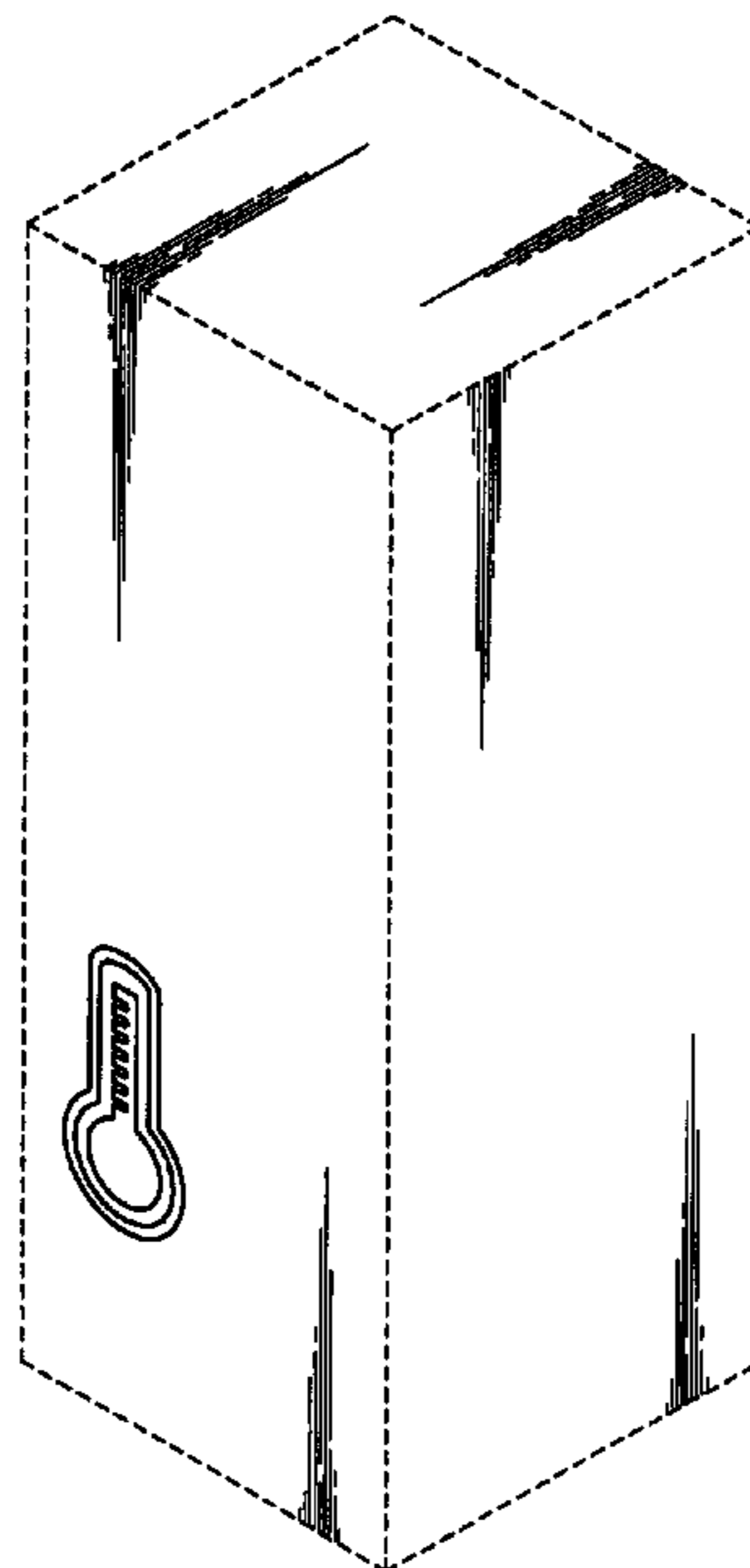


FIG. 1

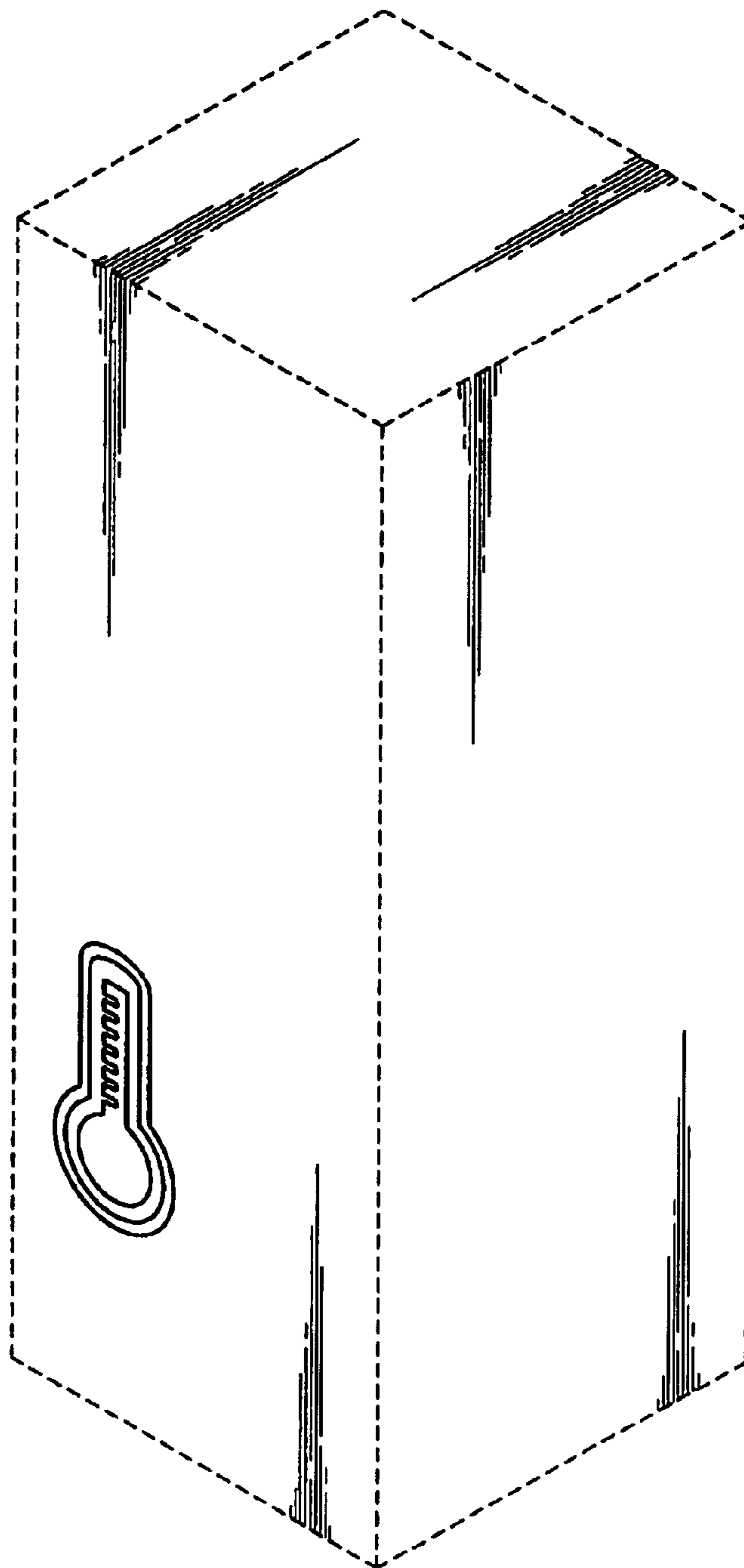


FIG. 2

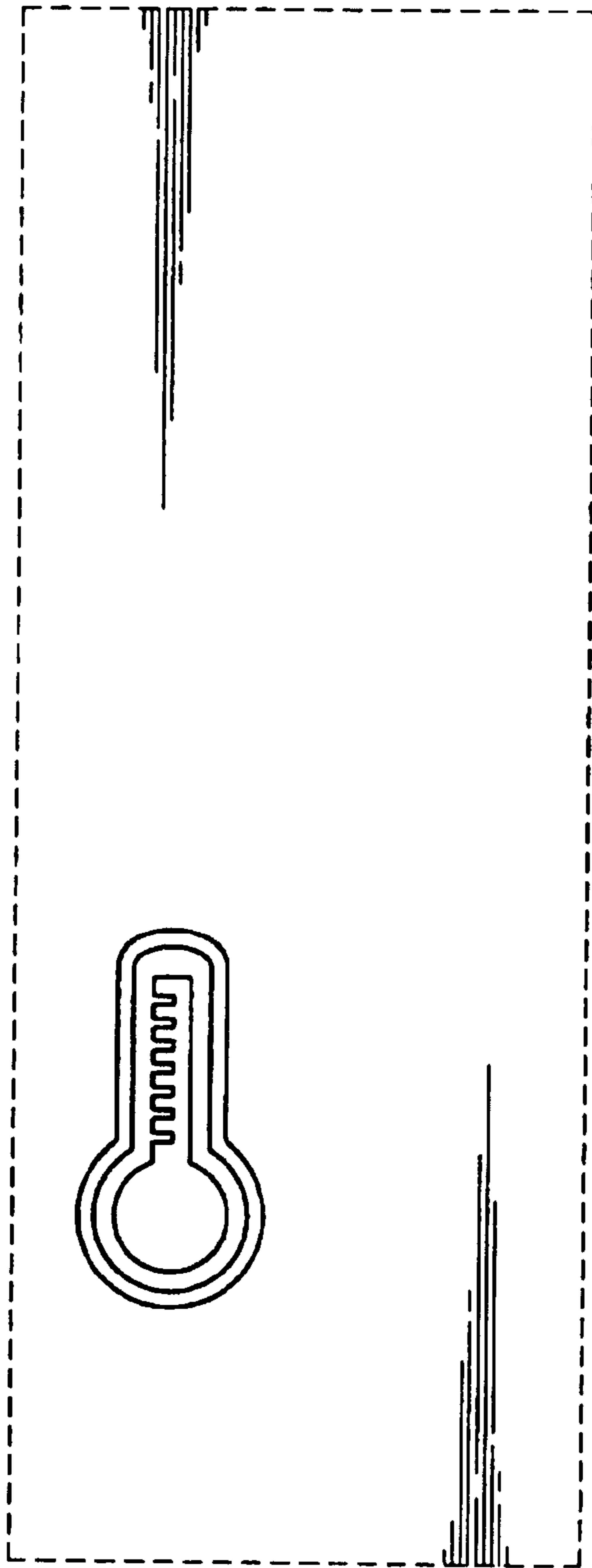


FIG. 3




FIG. 4

