

US00D543102S

(12) **United States Design Patent**
Ashby et al.

(10) **Patent No.: US D543,102 S**

(45) **Date of Patent: ** May 22, 2007**

(54) **PACKAGE**

(75) Inventors: **David A. Ashby**, Draper, UT (US);
Randall G. Beck, Alpine, UT (US);
Nick C. Harris, Cave Creek, AZ (US);
Gail E. Larsen, South Jordan, UT
(US); **Andrew R. Plitt**, Riverton, UT
(US)

(73) Assignee: **American Express Travel Related
Services Company, Inc.**, New York,
NY (US)

(**) Term: **14 Years**

(21) Appl. No.: **29/239,428**

(22) Filed: **Sep. 30, 2005**

(51) **LOC (8) Cl.** **09-03**

(52) **U.S. Cl.** **D9/415; D9/433**

(58) **Field of Classification Search** D9/415,
D9/418, 433, 457; D3/247; 206/312, 463,
206/464, 471, 494, 495, 750, 806; 229/75,
229/81, 103, 103.3

See application file for complete search history.

(56) **References Cited**

U.S. PATENT DOCUMENTS

2,165,539	A	7/1939	Dahlgren	
D259,024	S	* 4/1981	Roccaforte et al. D9/432
D340,861	S	* 11/1993	Abelson D9/415
D344,675	S	* 3/1994	Jacobson D9/415
5,760,381	A	6/1998	Stich et al.	
5,777,305	A	7/1998	Smith et al.	
5,791,474	A	8/1998	Hansen	
D410,769	S	* 6/1999	Dorizas D3/201
5,918,909	A	7/1999	Fiala et al.	
6,109,439	A	* 8/2000	Goade, Sr. 206/454
6,145,665	A	11/2000	Krahn	

6,209,292	B1	4/2001	Krahn	
6,224,108	B1	5/2001	Klure	
6,270,012	B1	8/2001	Dawson	
D452,147	S	12/2001	Patel et al.	
6,328,341	B2	12/2001	Klure	
6,439,613	B2	8/2002	Klure	
6,454,165	B1	9/2002	Dawson	
D468,198	S	* 1/2003	Nakazawa et al. D9/415
6,543,809	B1	4/2003	Kistner et al.	
D475,918	S	6/2003	Ajootian	
6,588,658	B1	7/2003	Blank	
6,715,795	B2	4/2004	Klure	
D490,104	S	5/2004	Lubking	
6,779,666	B2	8/2004	Collins	
D498,788	S	11/2004	Lubking	
6,832,720	B2	12/2004	Dawson	
2003/0205489	A1	* 11/2003	Shumake et al. 206/224

* cited by examiner

Primary Examiner—Prabhakar Deshmukh

Assistant Examiner—Derrick Holland

(74) *Attorney, Agent, or Firm*—Sterne, Kessler, Goldstein
& Fox P.L.L.C.

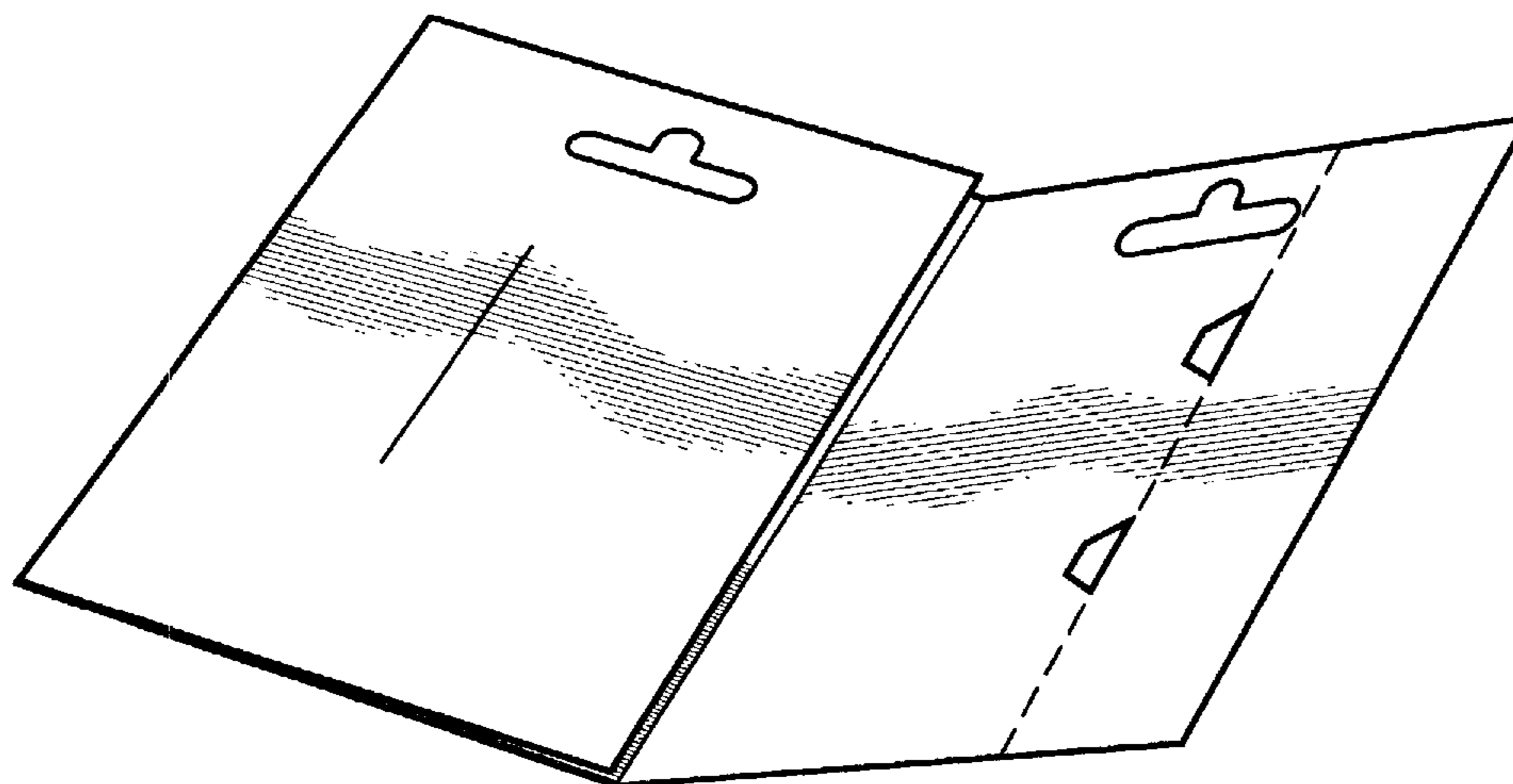
(57) **CLAIM**

The ornamental design for a package, as shown and described.

DESCRIPTION

FIG. 1 is a front view of the package showing a new design; FIG. 2 is a rear view thereof; FIG. 3 is a front view of the package of FIG. 1, in a partially opened state; FIG. 4 is a rear view thereof; and, FIG. 5 is a perspective bottom view of the same. The smaller dashed lines in FIGS. 2 and 3 are environmental and form no part of the claimed design. The larger dashed line in FIGS. 2, 3, 4 and 5 represent fold or score lines.

1 Claim, 5 Drawing Sheets



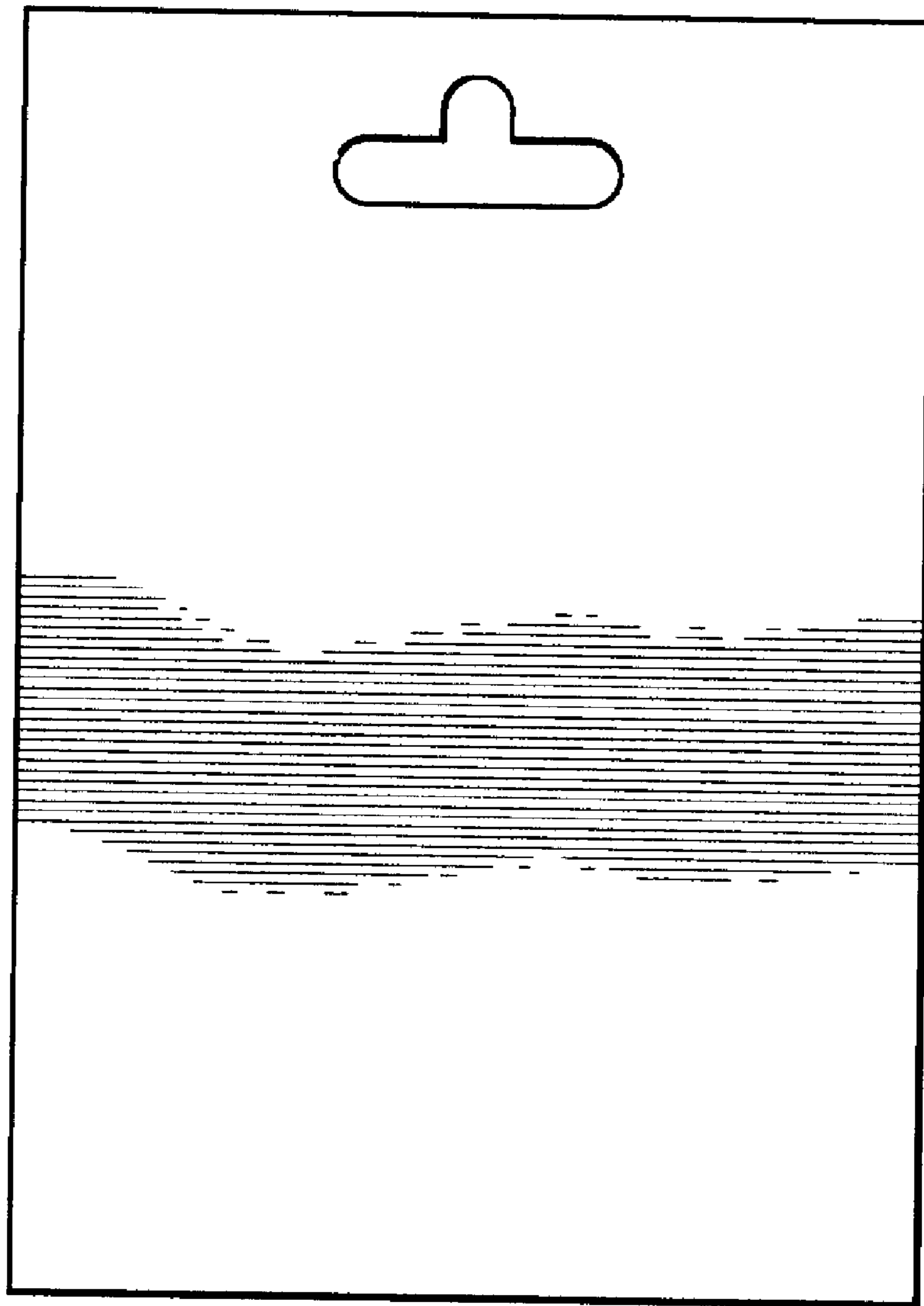


FIG. 1

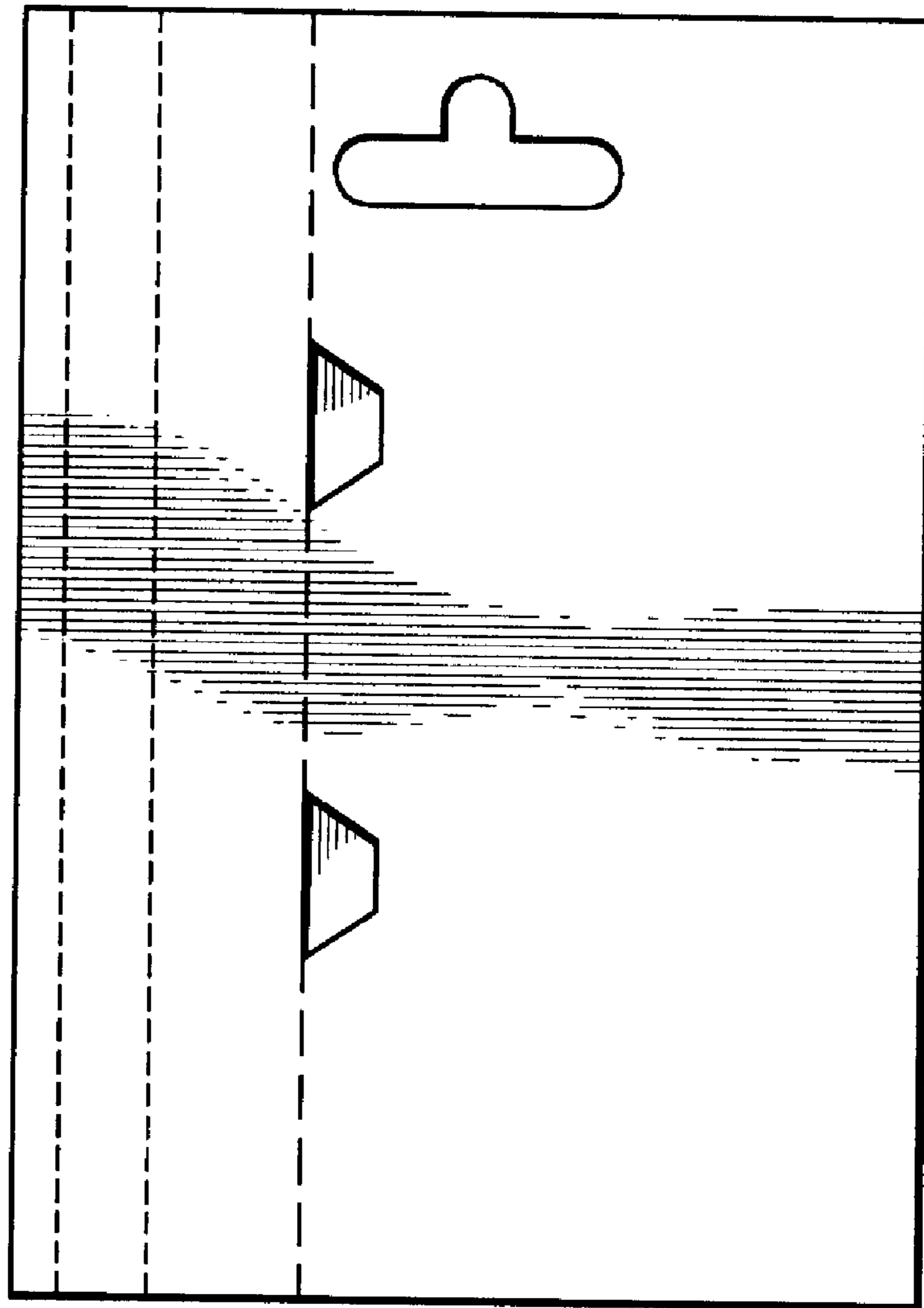


FIG. 2

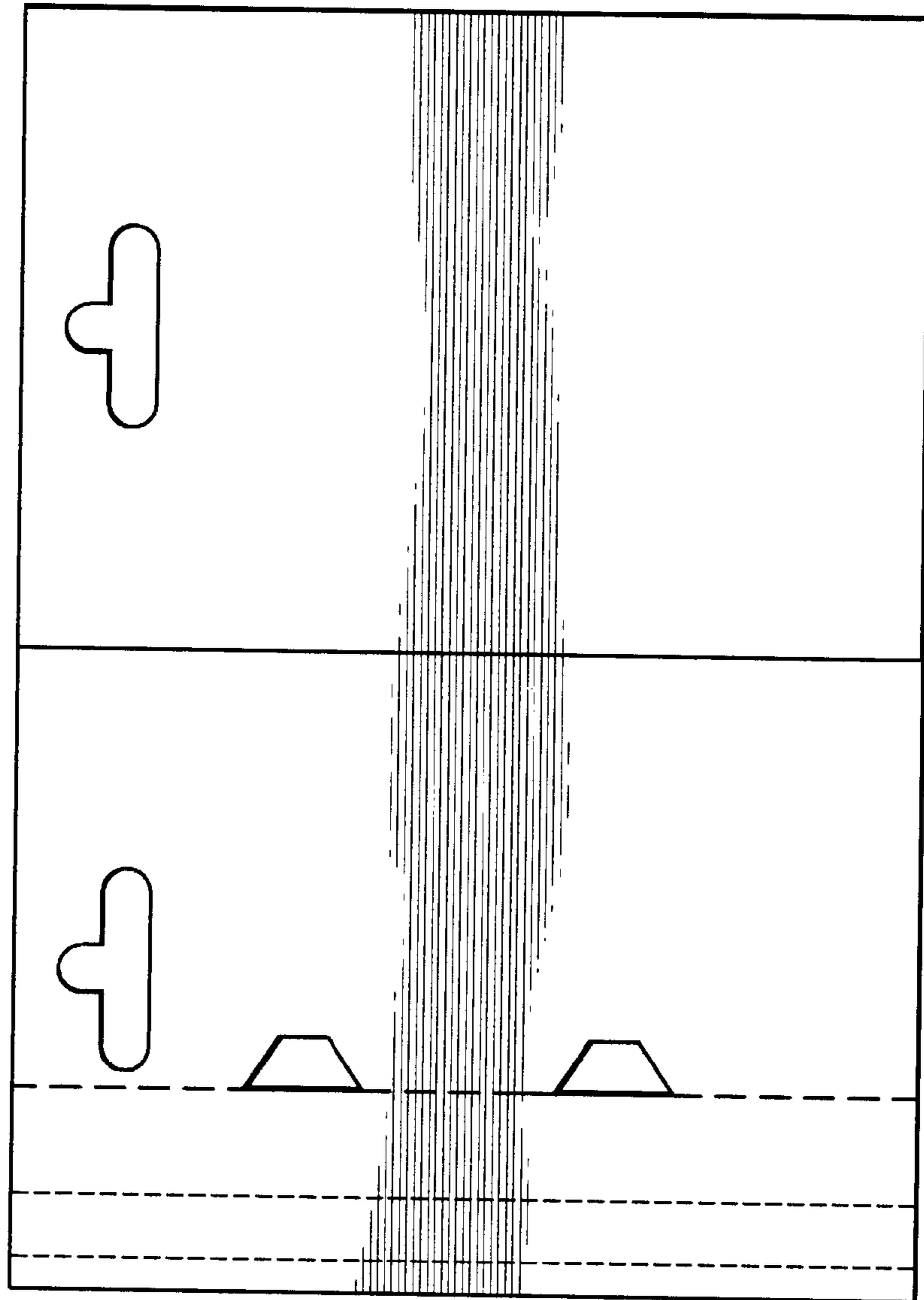


FIG. 3

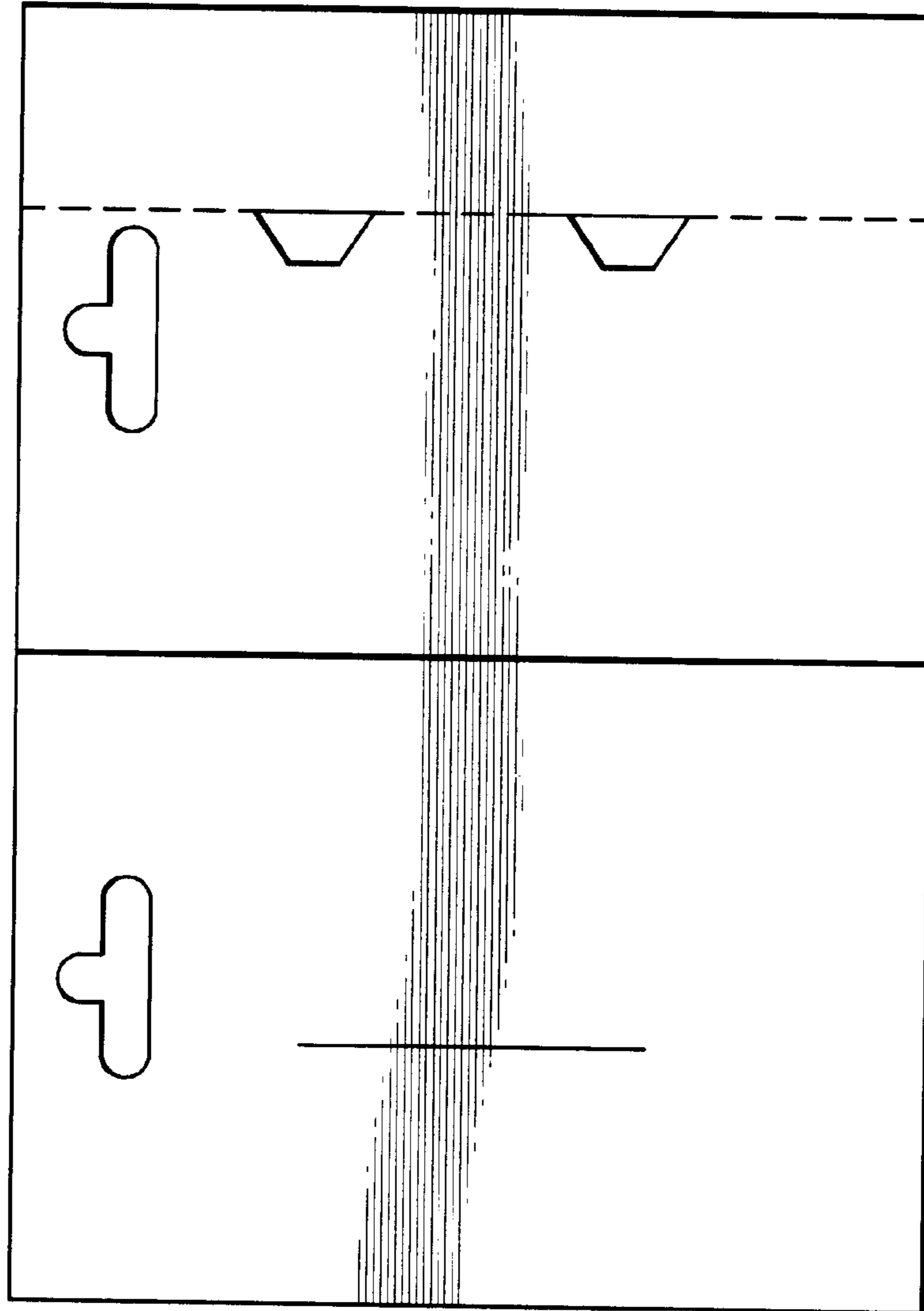


FIG.4

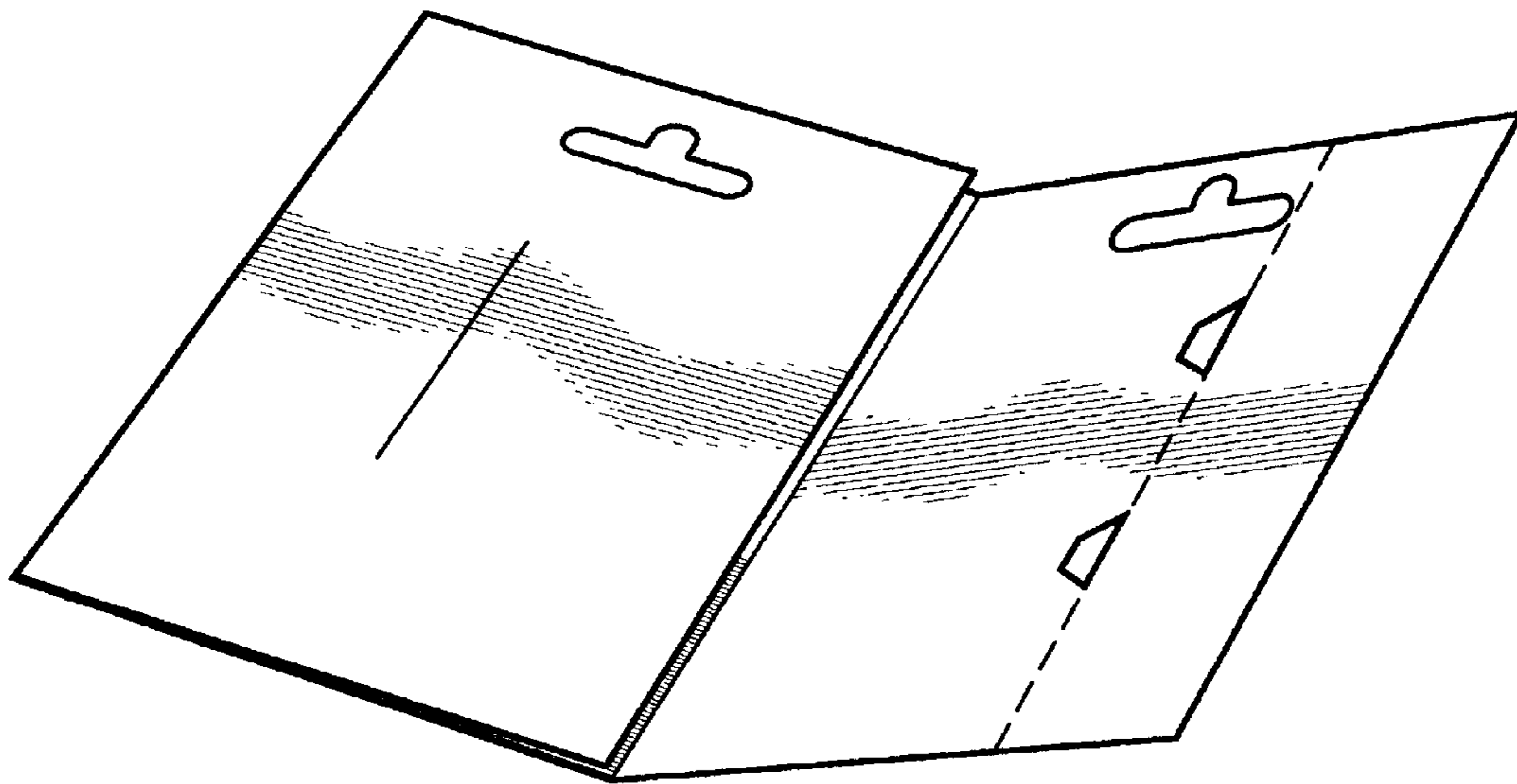


FIG. 5