

US00D543091S

(12) **United States Design Patent**
Ellbogen

(10) **Patent No.:** **US D543,091 S**

(45) **Date of Patent:** **** May 22, 2007**

(54) **COVER PLATE**

(75) Inventor: **Ian Ellbogen**, Montreal (CA)

(73) Assignee: **Claire Fabrics (1996) Inc.**, Montreal (CA)

(**) Term: **14 Years**

(21) Appl. No.: **29/240,866**

(22) Filed: **Oct. 20, 2005**

(51) **LOC (8) Cl.** **11-05**

(52) **U.S. Cl.** **D8/353**

(58) **Field of Classification Search** D8/350-353;
D10/123, 108, 125; D13/169, 171, 156, 174,
D13/158, 162, 177, 184; 200/304, 330; 40/729,
40/732; 250/462; 174/66, 67

See application file for complete search history.

(56) **References Cited**

U.S. PATENT DOCUMENTS

D49,876 S * 11/1916 Bailey D99/15

D60,888 S * 4/1922 Steeple D23/408
D79,926 S * 11/1929 Grier D8/353
D173,582 S * 11/1954 Levine D8/352
D243,653 S * 3/1977 Fine D8/353
D465,144 S * 11/2002 Lai D8/353

* cited by examiner

Primary Examiner—Stella Reid

Assistant Examiner—Mark Goodwin

(74) *Attorney, Agent, or Firm*—Ogilvy Renault LLP

(57) **CLAIM**

The ornamental design for a cover plate, as shown and described.

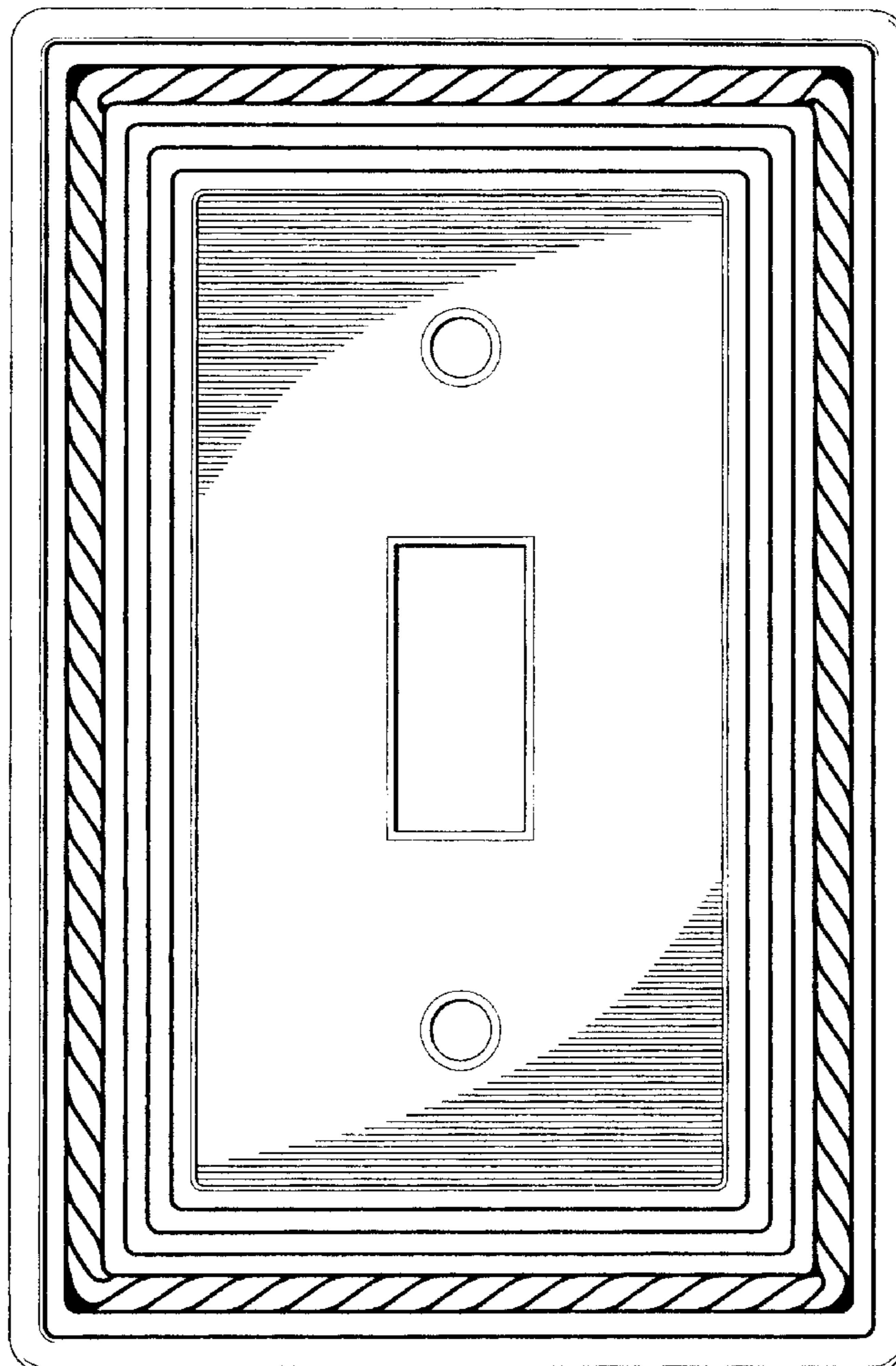
DESCRIPTION

FIG. 1 is a front elevation view of a cover plate showing my new design;

FIG. 2 is a side elevation view thereof, the opposite side elevation view being a mirror image thereof; and,

FIG. 3 is a top plan view thereof, the opposite bottom plan view being a mirror image thereof.

1 Claim, 2 Drawing Sheets



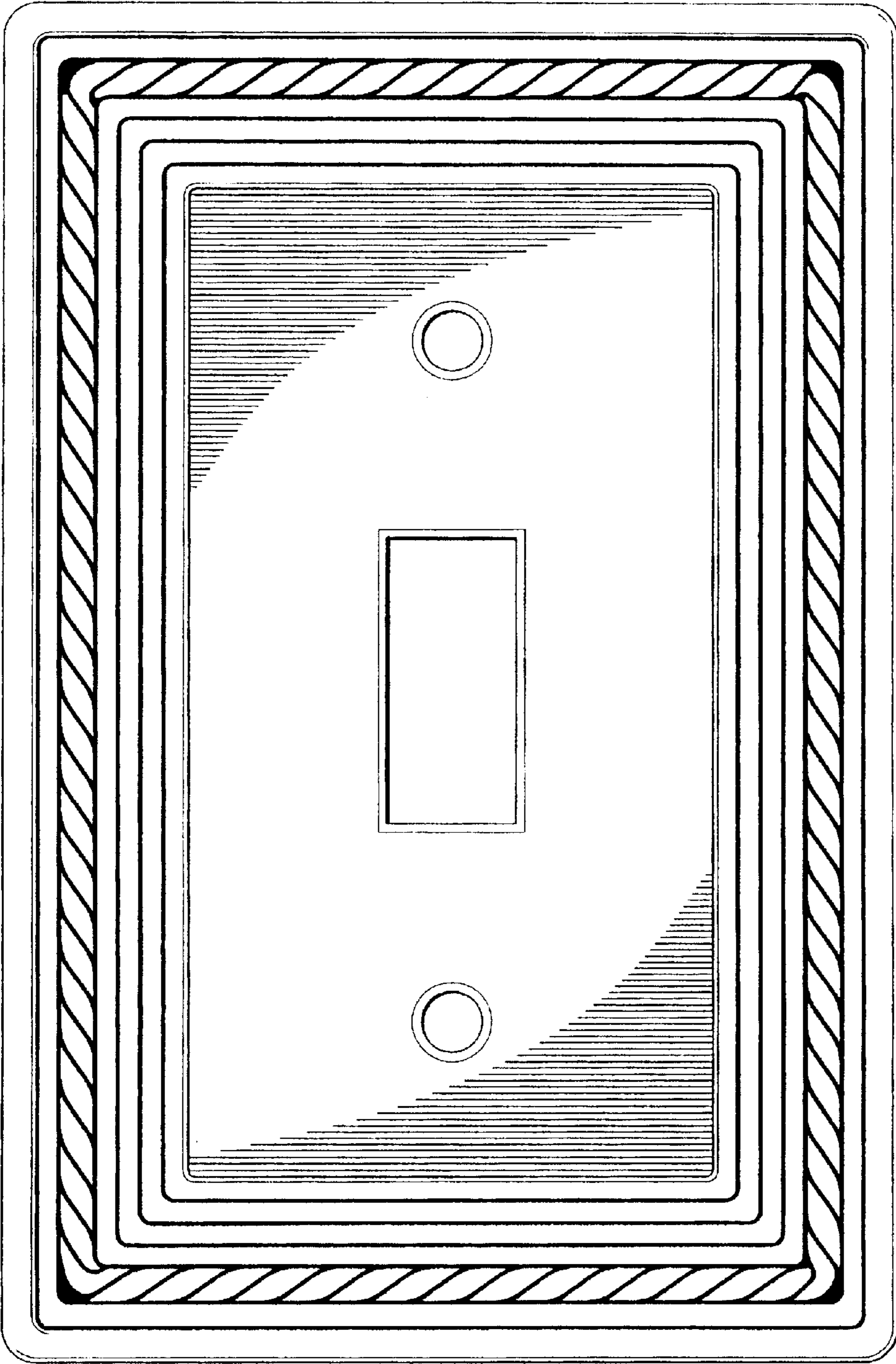


Fig. 1

Fig. 2





Fig. 3