

US00D543073S

(12) **United States Design Patent**  
**Rich**

(10) **Patent No.:** **US D543,073 S**

(45) **Date of Patent:** **\*\* May 22, 2007**

(54) **PAIR OF TEXAS WAFFLE IRON MOLDS**

(76) **Inventor:** **Dave Rich**, 655 Broadway, #560,  
Denver, CO (US) 80203

(\*\*) **Term:** **14 Years**

(21) **Appl. No.:** **29/220,101**

(22) **Filed:** **Dec. 27, 2004**

(51) **LOC (8) Cl.** ..... **07-02**

(52) **U.S. Cl.** ..... **D7/410**

(58) **Field of Classification Search** ..... D1/107,  
D1/121; D21/525; D7/323, 328–330, 337,  
D7/352–354, 359–360, 390, 410, 672, 675,  
D7/676; 99/331, 332, 339, 349, 357, 372,  
99/375, 376, 380, 385; 219/388, 405, 450.1  
See application file for complete search history.

(56) **References Cited**

**U.S. PATENT DOCUMENTS**

1,336,734	A	*	4/1920	De Graff	.....	99/375
1,947,124	A	*	2/1934	Clauss	.....	99/380
D118,811	S	*	2/1940	Borg	.....	D7/410
D214,804	S	*	7/1969	Baker	.....	D11/149
D263,398	S	*	3/1982	Tiller	.....	D15/90
D309,549	S	*	7/1990	Stephens	.....	D7/410
D313,728	S	*	1/1991	Oropeza	.....	D7/556
D335,749	S	*	5/1993	Brittain	.....	D99/32

D345,487	S	*	3/1994	Vitantonio	.....	D7/410
D392,153	S	*	3/1998	Wright	.....	D7/410
D488,674	S	*	4/2004	O'Neill	.....	D7/515
D526,836	S	*	8/2006	Morgan	.....	D7/354
2005/0223907	A1	*	10/2005	Albritton et al.	.....	99/372

\* cited by examiner

*Primary Examiner*—Cathron C. Brooks

*Assistant Examiner*—Ricky Pham

(74) *Attorney, Agent, or Firm*—Edwin H. Crabtree; Ramon L. Pizarro

(57) **CLAIM**

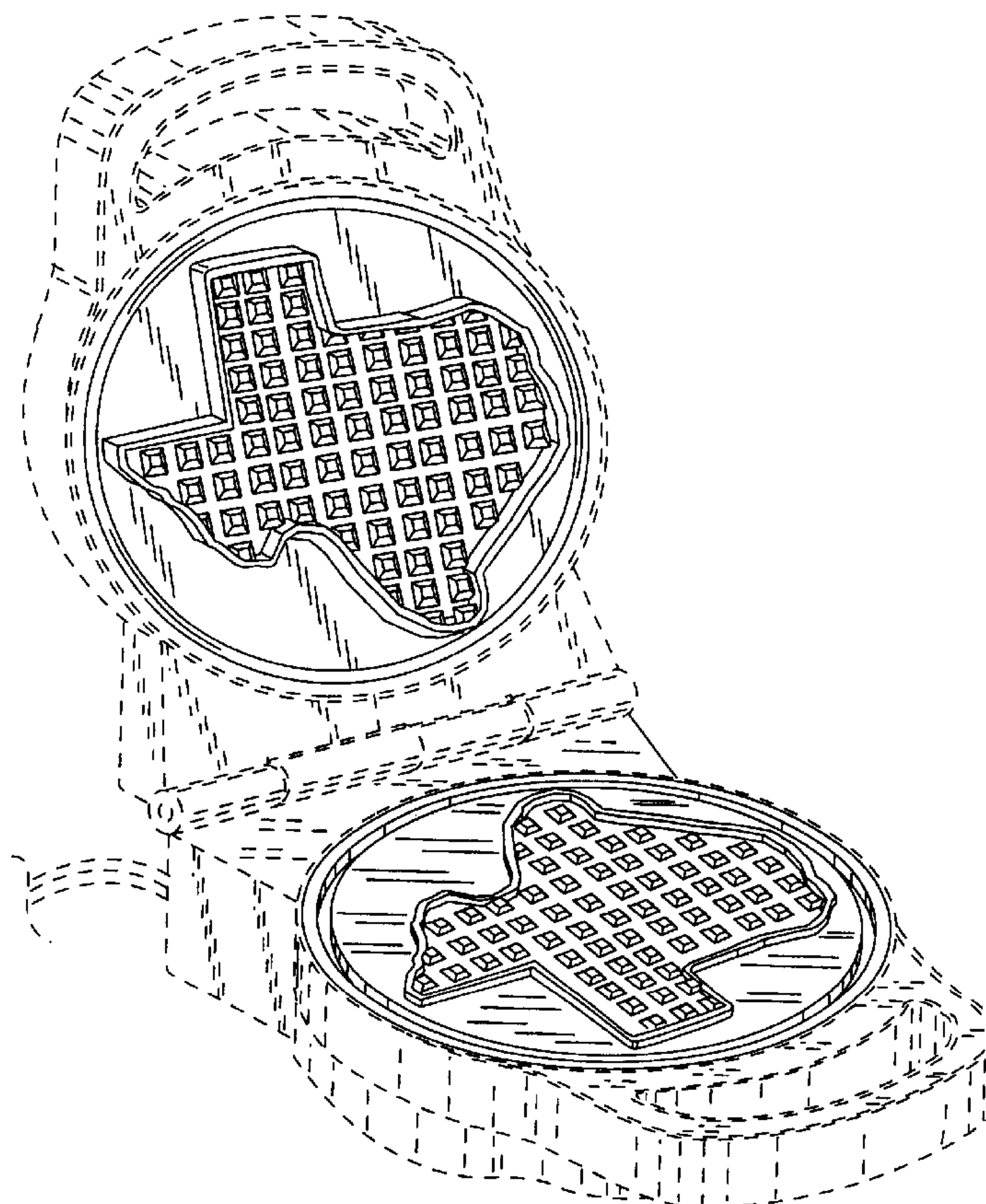
The ornamental design for a pair of Texas waffle iron molds, as shown and described.

**DESCRIPTION**

FIG. 1 is a first perspective view of the pair of Texas waffle iron molds illustrating my new design. The broken lines in FIG. 1 illustrate a waffle iron for attaching the molds thereto and are for illustrative purposes only and form no part of the invention; and,

FIG. 2 is a second perspective view of the pair of Texas waffle iron molds illustrating my new design. The broken lines in FIG. 2 illustrate the waffle iron for attaching the molds thereto and are for illustrative purposes only and form no part of the invention.

**1 Claim, 1 Drawing Sheet**



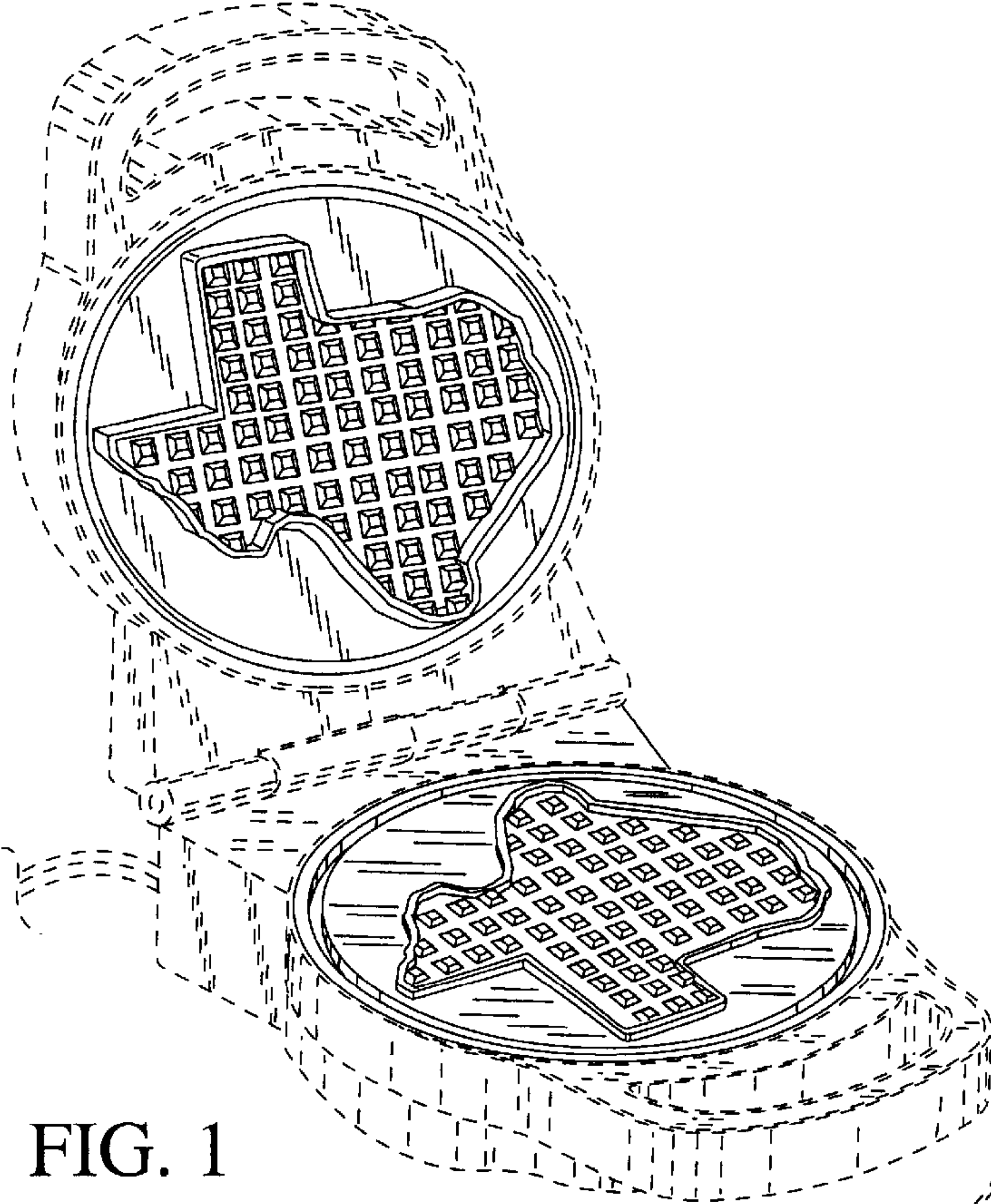


FIG. 1

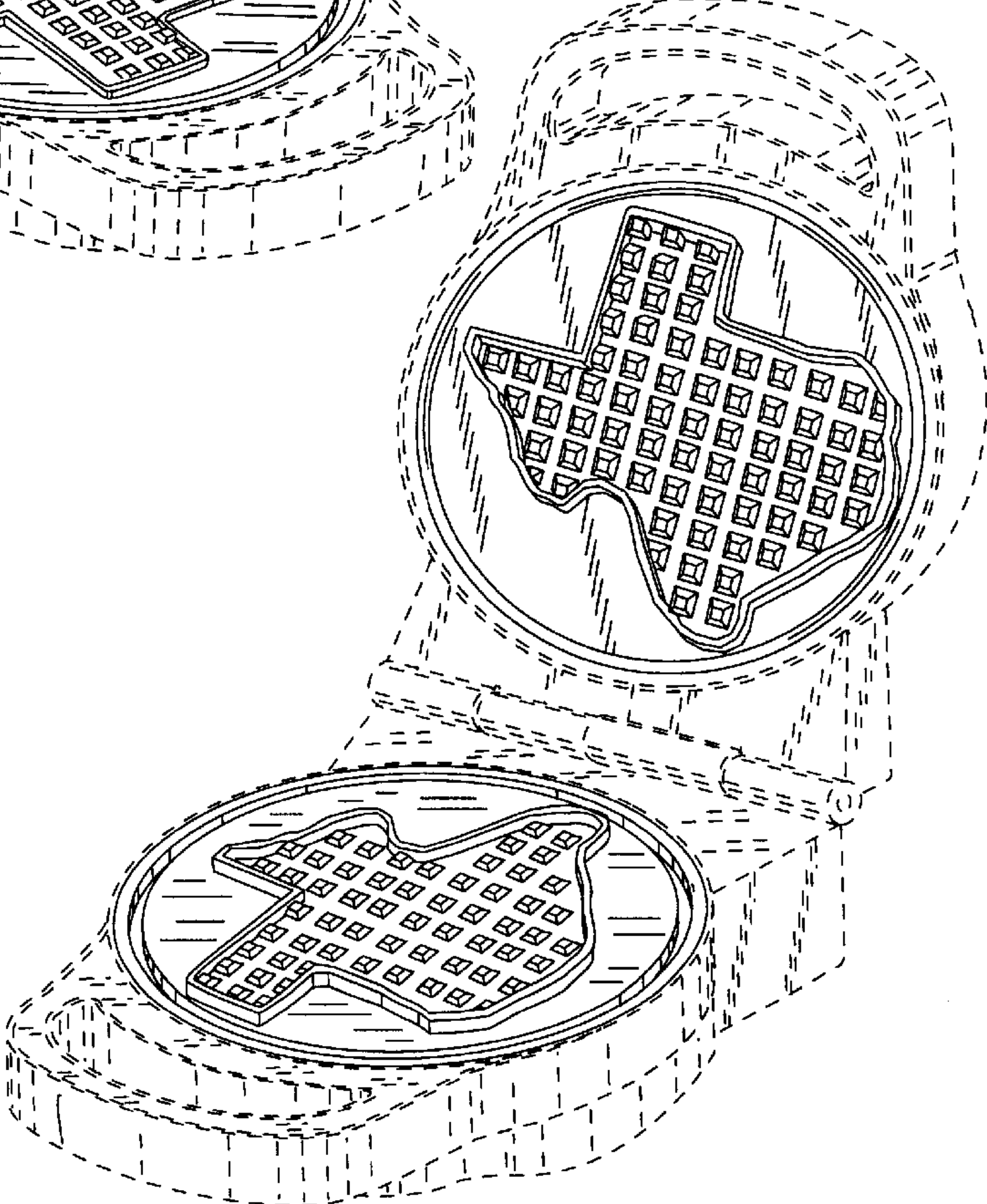


FIG. 2