

US00D543070S

(12) **United States Design Patent**  
**Tardif**

(10) **Patent No.:** **US D543,070 S**

(45) **Date of Patent:** **\*\* May 22, 2007**

(54) **FRYING PAN**

(75) Inventor: **Pierre Tardif**, Longueuil (CA)

(73) Assignee: **Les Promotions Atlantiques Inc.**,  
Quebec (CA)

(\*\*) Term: **14 Years**

(21) Appl. No.: **29/246,895**

(22) Filed: **May 19, 2006**

(51) **LOC (8) Cl.** ..... **07-02**

(52) **U.S. Cl.** ..... **D7/361**

(58) **Field of Classification Search** ..... D7/323,  
D7/328-330, 352-361, 409-411, 391, 393-396,  
D7/500; 99/140 R, 324, 339, 345, 422, 424,  
99/426, 445; 219/620-622, 725-730; 220/573.1-574,  
220/912, 146, 572  
See application file for complete search history.

(56) **References Cited**

**U.S. PATENT DOCUMENTS**

1,398,655	A	*	11/1921	Smith	.....	99/423
D85,804	S	*	12/1931	Axford	.....	D7/359
2,008,767	A	*	7/1935	Munn	.....	99/425
D236,415	S	*	8/1975	Cyren	.....	D7/361
D377,438	S	*	1/1997	Brunianyn	.....	D7/361
D377,883	S	*	2/1997	Candianides	.....	D7/361
D380,934	S	*	7/1997	Alarid, Jr.	.....	D7/354
D381,555	S	*	7/1997	Baker	.....	D7/361

D414,981	S	*	10/1999	Roskind et al.	.....	D7/359
D427,842	S	*	7/2000	Iacchetti	.....	D7/359
6,334,386	B1	*	1/2002	Iacchetti	.....	99/425
D467,462	S	*	12/2002	Teisen-Simony et al.	....	D7/360
D470,716	S	*	2/2003	Kloppsteck	.....	D7/361
D497,767	S	*	11/2004	Cacace	.....	D7/361
D499,933	S	*	12/2004	Rutter et al.	.....	D7/396.1
D501,365	S	*	2/2005	Kellermann et al.	.....	D7/546
D511,929	S	*	11/2005	Coppi	.....	D7/359
D519,778	S	*	5/2006	Brasset	.....	D7/361
D525,078	S	*	7/2006	Hoenstein	.....	D7/359
D528,354	S	*	9/2006	Lin	.....	D7/361

\* cited by examiner

*Primary Examiner*—Cathron C. Brooks

*Assistant Examiner*—Ricky Pham

(74) *Attorney, Agent, or Firm*—Darby & Darby

(57) **CLAIM**

The ornamental design for a frying pan, as shown.

**DESCRIPTION**

FIG. 1 is a top perspective view of a frying pan showing my new design.

FIG. 2 is a right side view thereof;

FIG. 3 is a left side view thereof;

FIG. 4 is a front view thereof.

FIG. 5 is a rear view thereof.

FIG. 6 is a top view thereof; and,

FIG. 7 is a bottom view thereof.

**1 Claim, 5 Drawing Sheets**

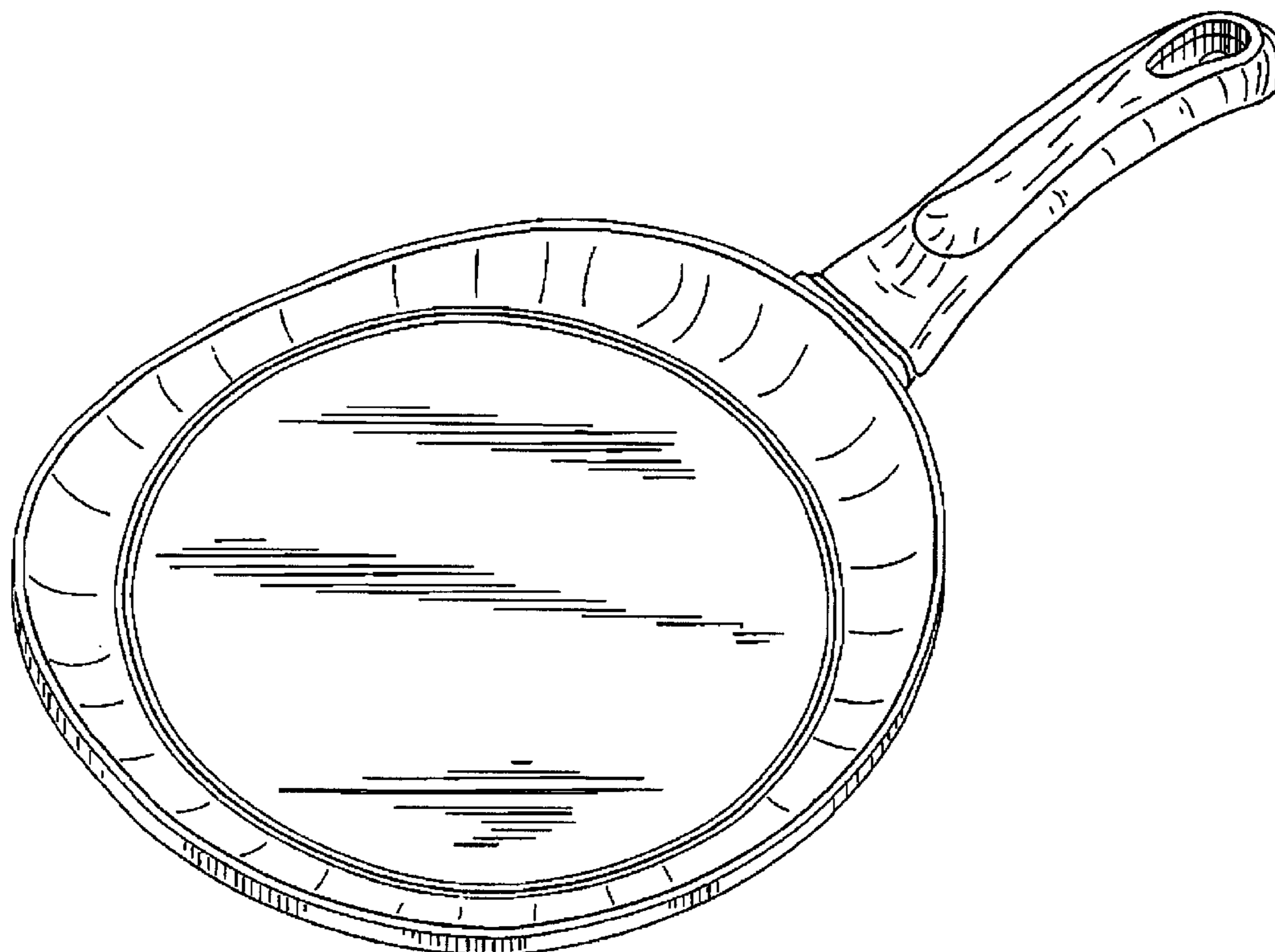
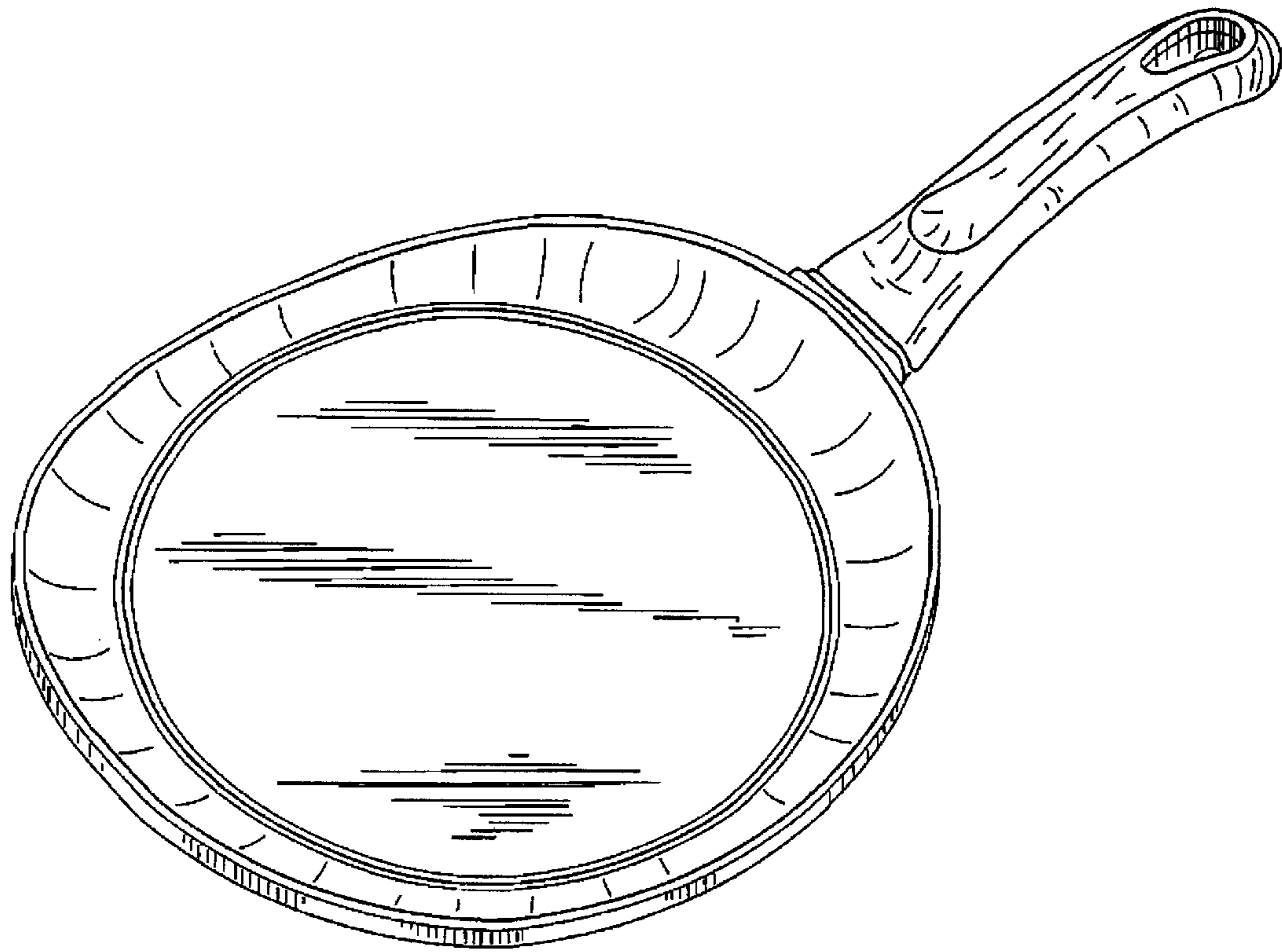



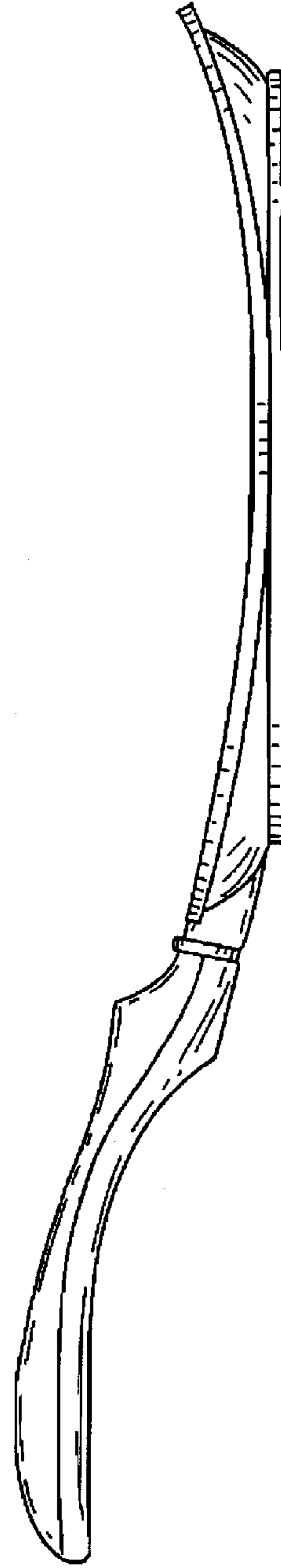
FIG. 1




**FIG. 2**



**FIG. 3**



**FIG. 4**



**FIG. 5**


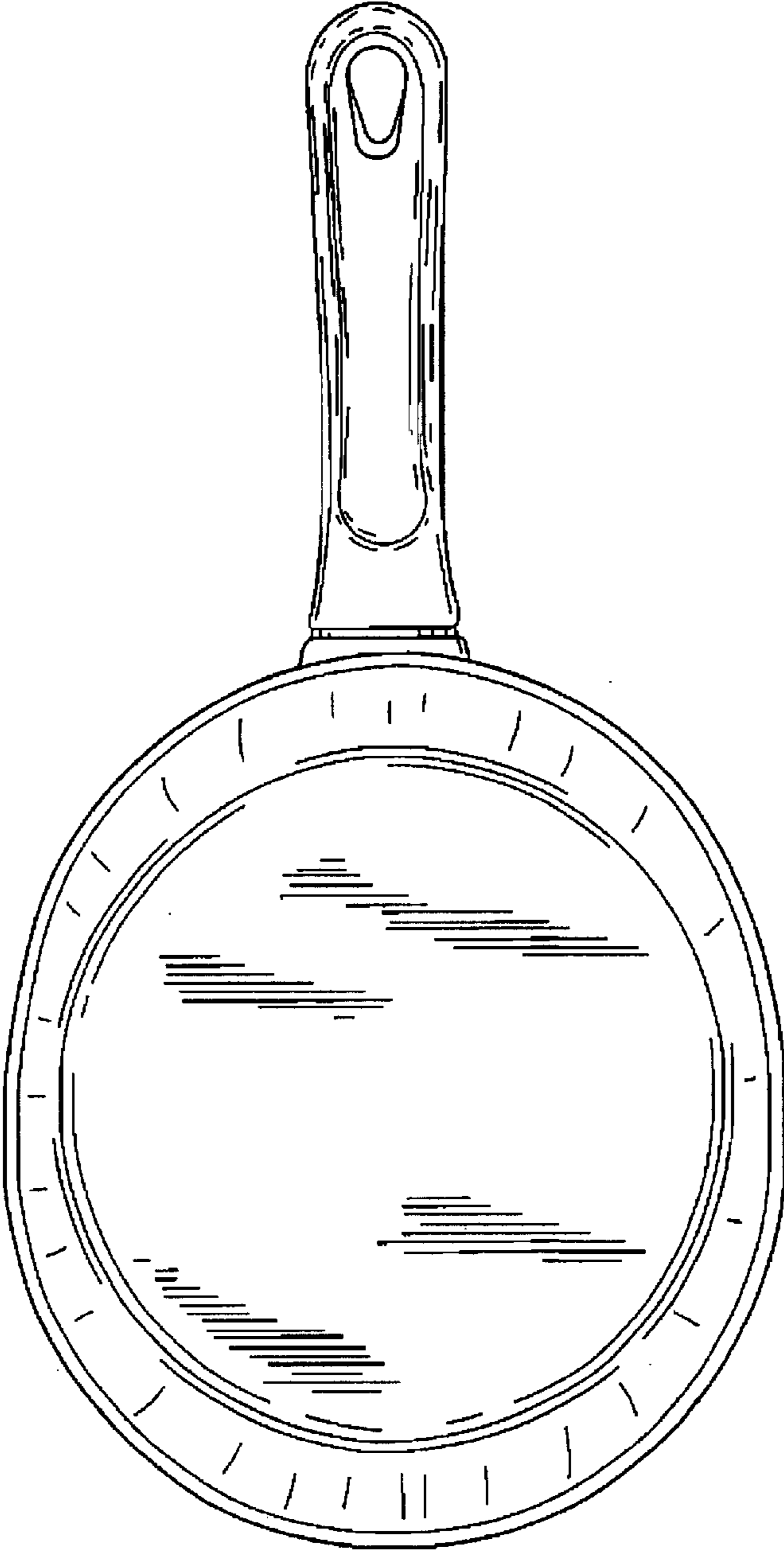


FIG. 6



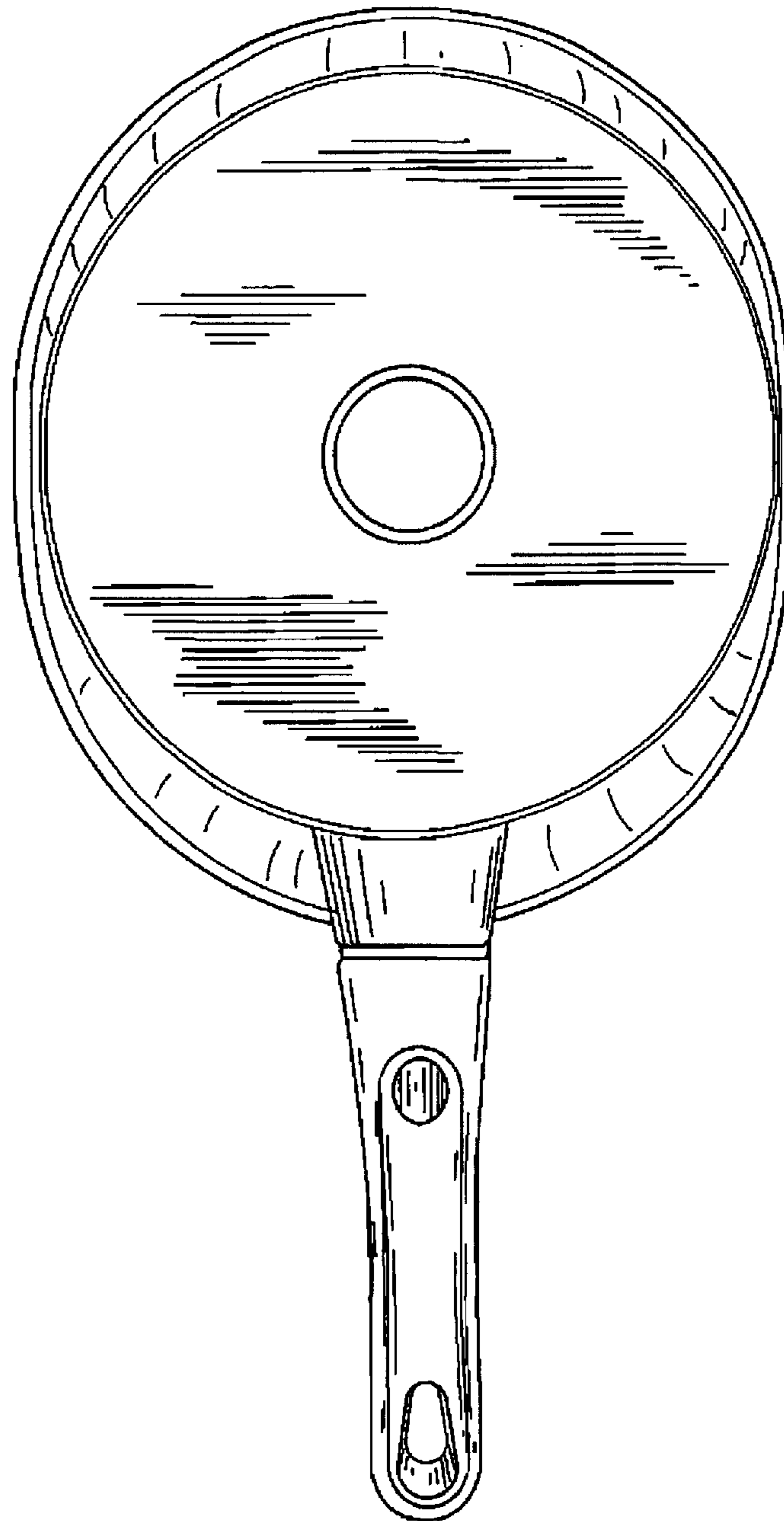


FIG. 7

UNITED STATES PATENT AND TRADEMARK OFFICE  
**CERTIFICATE OF CORRECTION**

PATENT NO. : Des. 543,070 S  
APPLICATION NO. : 29/246895  
DATED : May 22, 2007  
INVENTOR(S) : Pierre Tardif

Page 1 of 1

It is certified that error appears in the above-identified patent and that said Letters Patent is hereby corrected as shown below:

In the Title:

Please delete "FRYING FAN" and insert --FRYING PAN--.

Signed and Sealed this

Eighth Day of April, 2008

A handwritten signature in black ink that reads "Jon W. Dudas". The signature is written in a cursive style with a large, looped initial "J".

JON W. DUDAS

*Director of the United States Patent and Trademark Office*