



US00D543068S

(12) **United States Design Patent** (10) **Patent No.:** **US D543,068 S**
Ng (45) **Date of Patent:** **** May 22, 2007**

(54) **DVD HOLDER**
(75) Inventor: **Chio Kao Ng**, Kowloon (HK)
(73) Assignee: **Tat Tsuen Industrial Ltd.**, Kowloon, Hong Kong, SAR (CN)
(**) Term: **14 Years**
(21) Appl. No.: **29/197,322**
(22) Filed: **Jan. 13, 2004**
(51) **LOC (8) Cl.** **06-04**
(52) **U.S. Cl.** **D6/634**
(58) **Field of Classification Search** D6/407, D6/629, 630, 631, 632, 633, 634; 206/307, 206/307.1, 308.1, 309-313, 209; 211/40, 211/41.1, 41.12, 126.1; D9/415, 420, 423, D9/432; 40/721; D19/75
See application file for complete search history.

6,412,631 B2 * 7/2002 Belden, Jr. 206/308.1
6,419,084 B1 * 7/2002 Sandor 206/308.1
6,425,481 B1 * 7/2002 Choi 206/308.1
6,464,073 B1 * 10/2002 Tang 206/310
D470,707 S * 2/2003 Lopez Mas D6/634
6,547,068 B2 * 4/2003 Chu 206/310
6,712,203 B2 * 3/2004 Chung 206/308.1
6,719,133 B2 * 4/2004 Perez et al. 206/308.2
6,729,469 B1 * 5/2004 Yau et al. 206/308.1
D493,661 S * 8/2004 Yau D6/635
D495,913 S * 9/2004 Hsiao D6/635
6,789,667 B2 * 9/2004 Belden et al. 206/310
6,799,679 B2 * 10/2004 Hui 206/308.1
D519,772 S * 5/2006 Jun D6/632
D519,773 S * 5/2006 Jun D6/632
D522,791 S * 6/2006 Ho D6/634

* cited by examiner

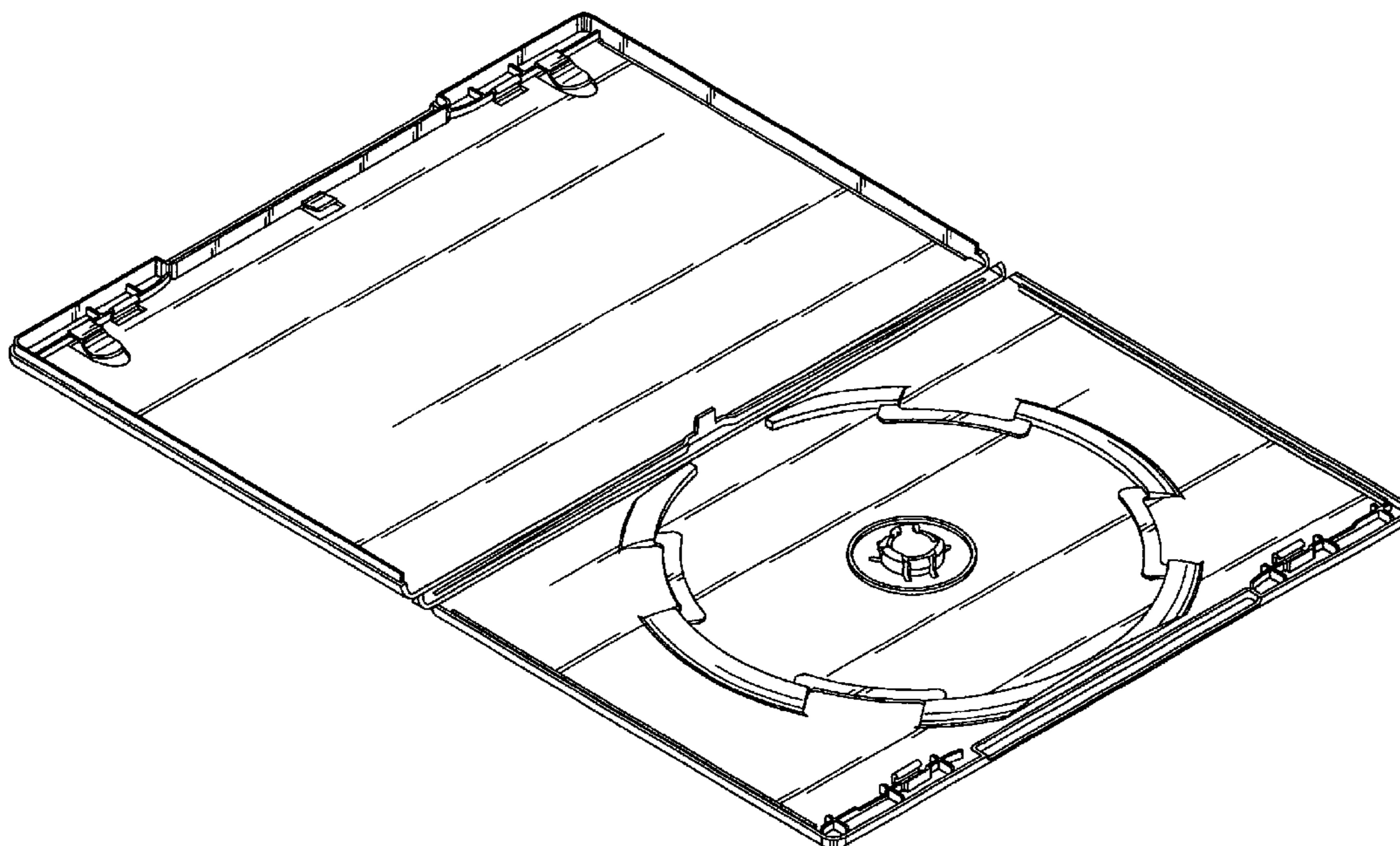
Primary Examiner—Charles Rademaker
Assistant Examiner—Charles Hanson
(74) *Attorney, Agent, or Firm*—Robert D. Katz, Esq.; Cooper & Dunham LLP

(56) **References Cited**
U.S. PATENT DOCUMENTS
D411,071 S * 6/1999 Cerda-Vicedo D6/632
5,944,181 A * 8/1999 Lau 206/308.1
D422,428 S * 4/2000 Pijanowski et al. D6/407
6,065,594 A * 5/2000 Sankey et al. 206/310
6,119,857 A * 9/2000 Stumpff 206/308.1
6,164,446 A * 12/2000 Law 206/308.1
6,206,186 B1 * 3/2001 Cerda-Vilaplana et al. 206/308.1
6,227,362 B1 * 5/2001 Cheung 206/308.1
6,237,763 B1 * 5/2001 Lau 206/308.1
6,250,461 B1 * 6/2001 Hu 206/310
6,293,396 B1 * 9/2001 Takahashi et al. 206/310
6,398,022 B1 * 6/2002 Mou et al. 206/308.1
D459,935 S * 7/2002 Takahashi et al. D6/634

(57) **CLAIM**
The ornamental design for a DVD holder, as shown and described.

DESCRIPTION
FIG. 1 is a front perspective view of a DVD holder showing my new design;
FIG. 2 is a front view thereof;
FIG. 3 is a rear view thereof;
FIG. 4 is a left side view thereof;
FIG. 5 is a right side view thereof;
FIG. 6 is a top plan view thereof; and,
FIG. 7 is a bottom plan view thereof.

1 Claim, 5 Drawing Sheets



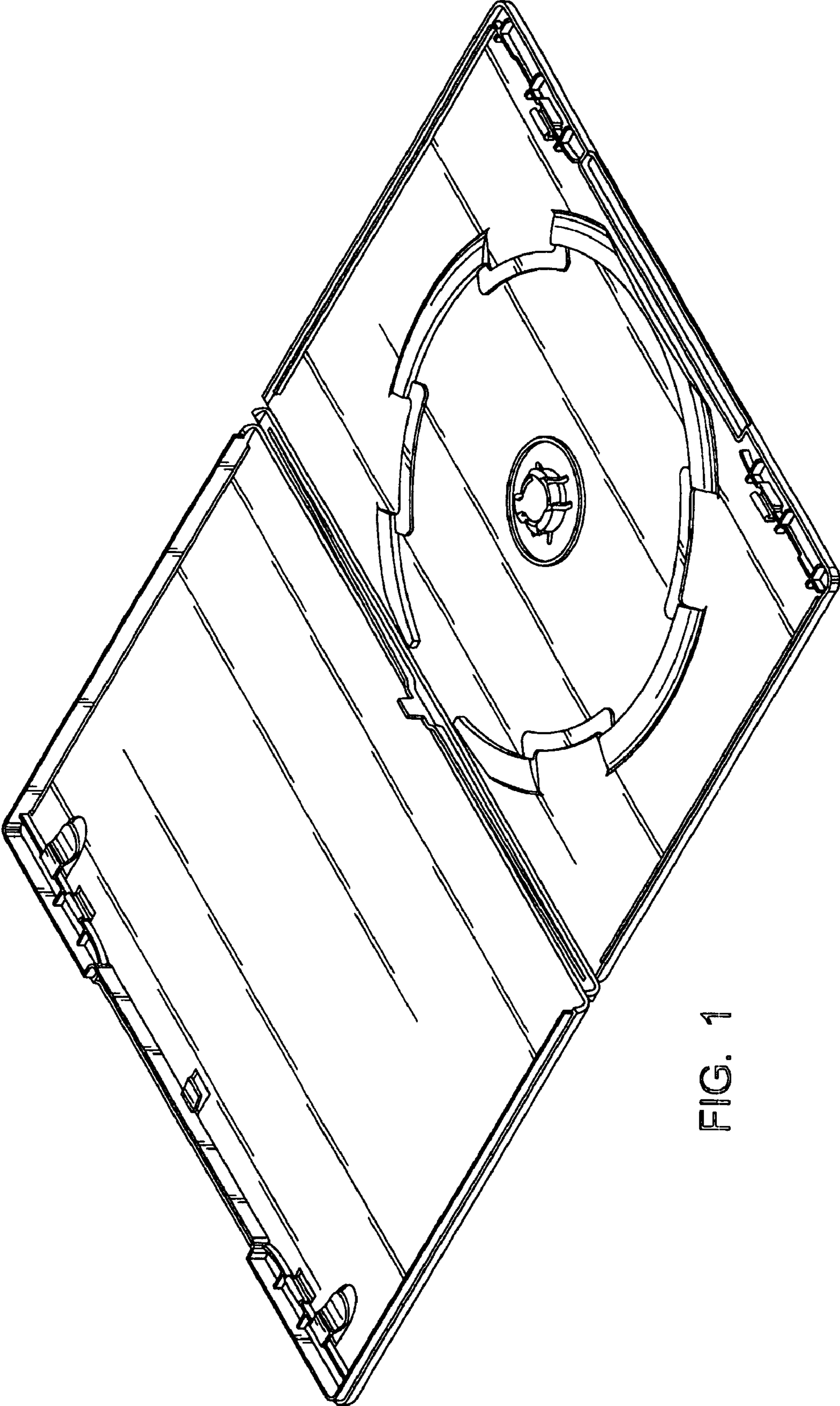


FIG. 1

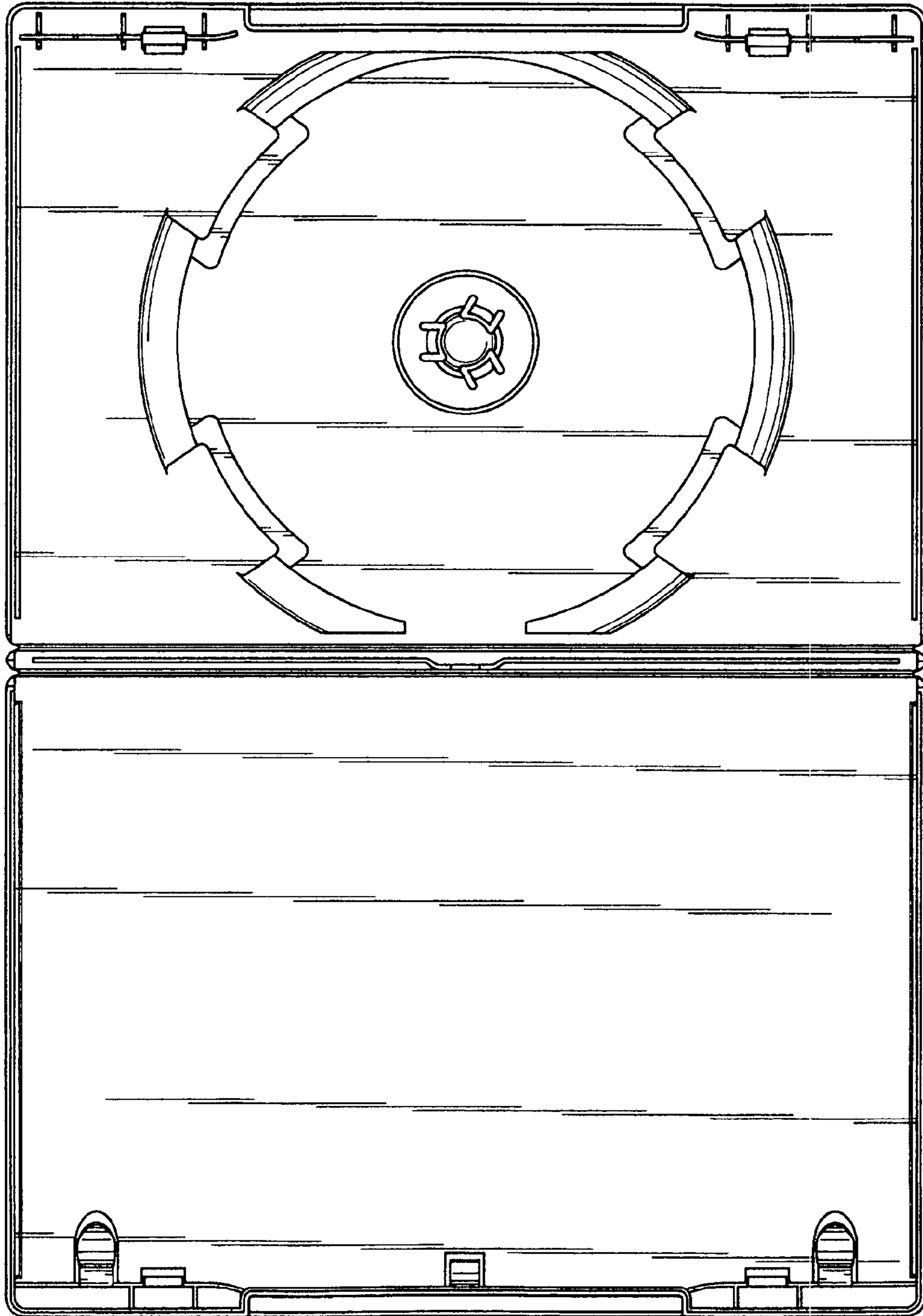


FIG. 2

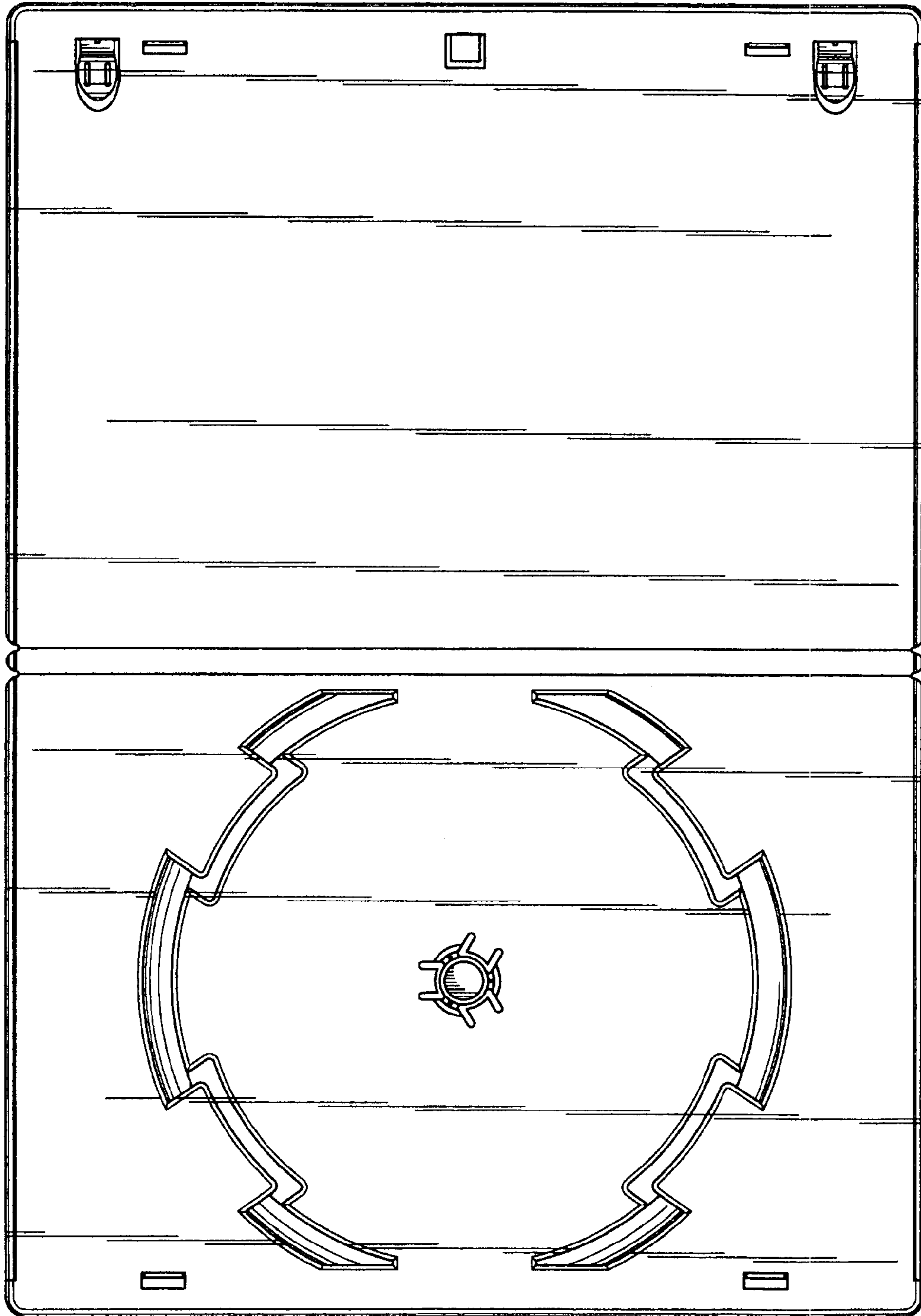


FIG. 3

FIG. 5



FIG. 4





FIG. 6



FIG. 7