

US00D543062S

(12) **United States Design Patent**
Snell

(10) **Patent No.:** **US D543,062 S**

(45) **Date of Patent:** **** May 22, 2007**

(54) **OVER CABINET TOWEL BAR**

(75) Inventor: **Russell Benton Snell**, Bentleyville, OH (US)

(73) Assignee: **InterDesign, Inc.**, Solon, OH (US)

(**) Term: **14 Years**

(21) Appl. No.: **29/264,583**

(22) Filed: **Aug. 14, 2006**

(51) **LOC (8) Cl.** **06-06**

(52) **U.S. Cl.** **D6/514**

(58) **Field of Classification Search** D6/512-514,
D6/570, 315, 574, 320, 548, 549; 211/13.1,
211/34-39, 85.31, 113; 248/309.2
See application file for complete search history.

(56) **References Cited**

U.S. PATENT DOCUMENTS

D263,009 S	*	2/1982	O'Keefe	D6/523
D354,412 S	*	1/1995	Emery	D6/548
D403,187 S	*	12/1998	Klein et al.	D6/513
D459,930 S		7/2002	Snell		
D471,747 S	*	3/2003	Kollner	D6/513
D499,286 S	*	12/2004	Harwanko	D6/514
D525,061 S	*	7/2006	Abdi et al.	D6/514
D526,520 S	*	8/2006	Clucas	D6/514

OTHER PUBLICATIONS

2005 InterDesign, Inc. product brochure, p. 11, 13 w/front & back cover.

* cited by examiner

Primary Examiner—Brian N Vinson

(74) *Attorney, Agent, or Firm*—D. Peter Hochberg; Sean Mellino

(57) **CLAIM**

The ornamental design for an over cabinet towel bar, as shown and described.

DESCRIPTION

FIG. 1 is a perspective view of the over cabinet towel bar according to the invention;

FIG. 2 is a top view of the over cabinet towel bar as shown in FIG. 1;

FIG. 3 is a front view of the over cabinet towel bar as shown in FIG. 1;

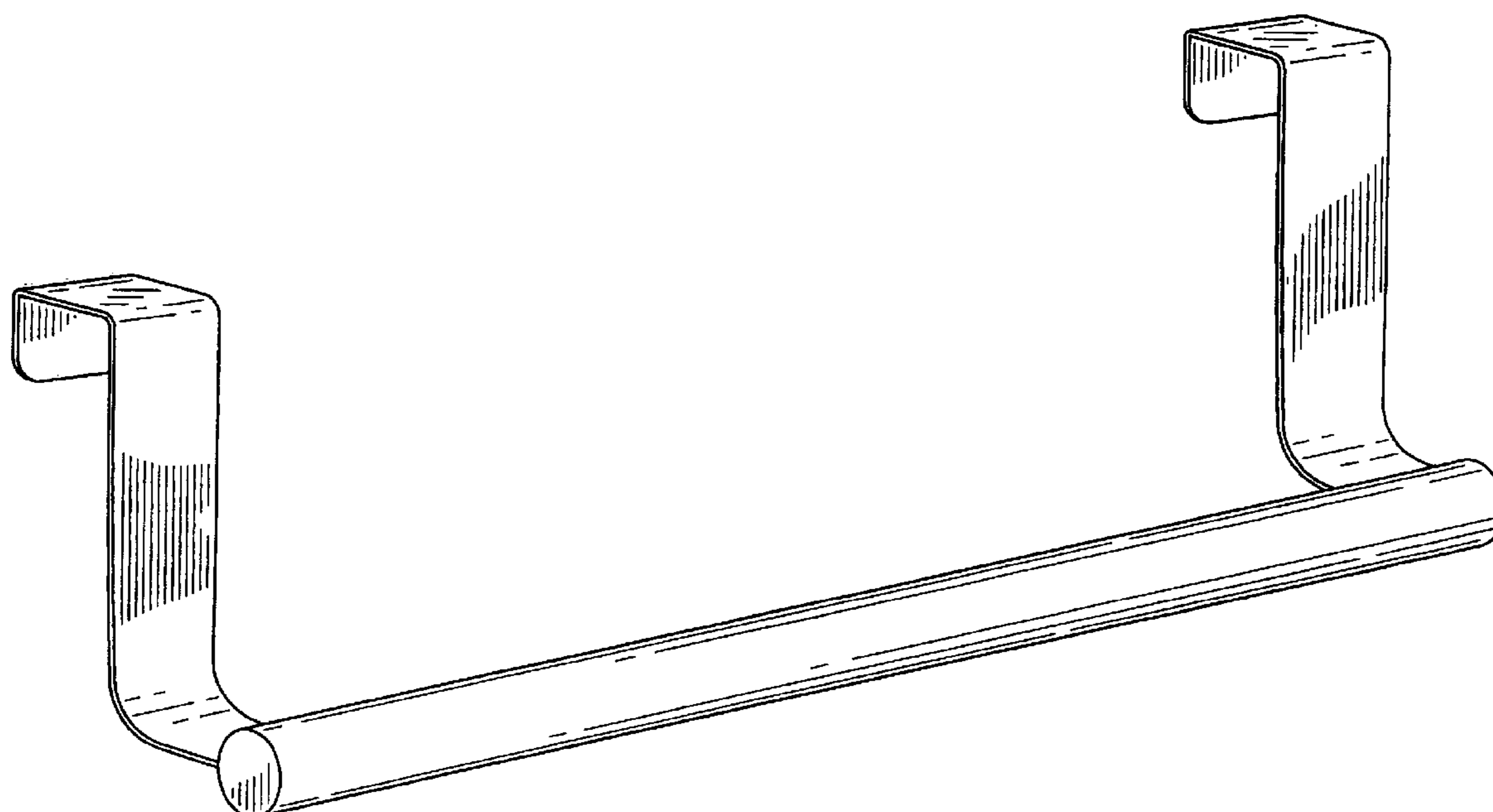
FIG. 4 is a side view of the over cabinet towel bar as shown in FIG. 1;

FIG. 5 is a rear view of the over cabinet towel bar as shown in FIG. 1;

FIG. 6 is a side view of the over cabinet towel bar as shown in FIG. 1, shown from the opposite side as that shown in FIG. 4; and,

FIG. 7 is a bottom view of the over cabinet towel bar as shown in FIG. 1.

1 Claim, 3 Drawing Sheets



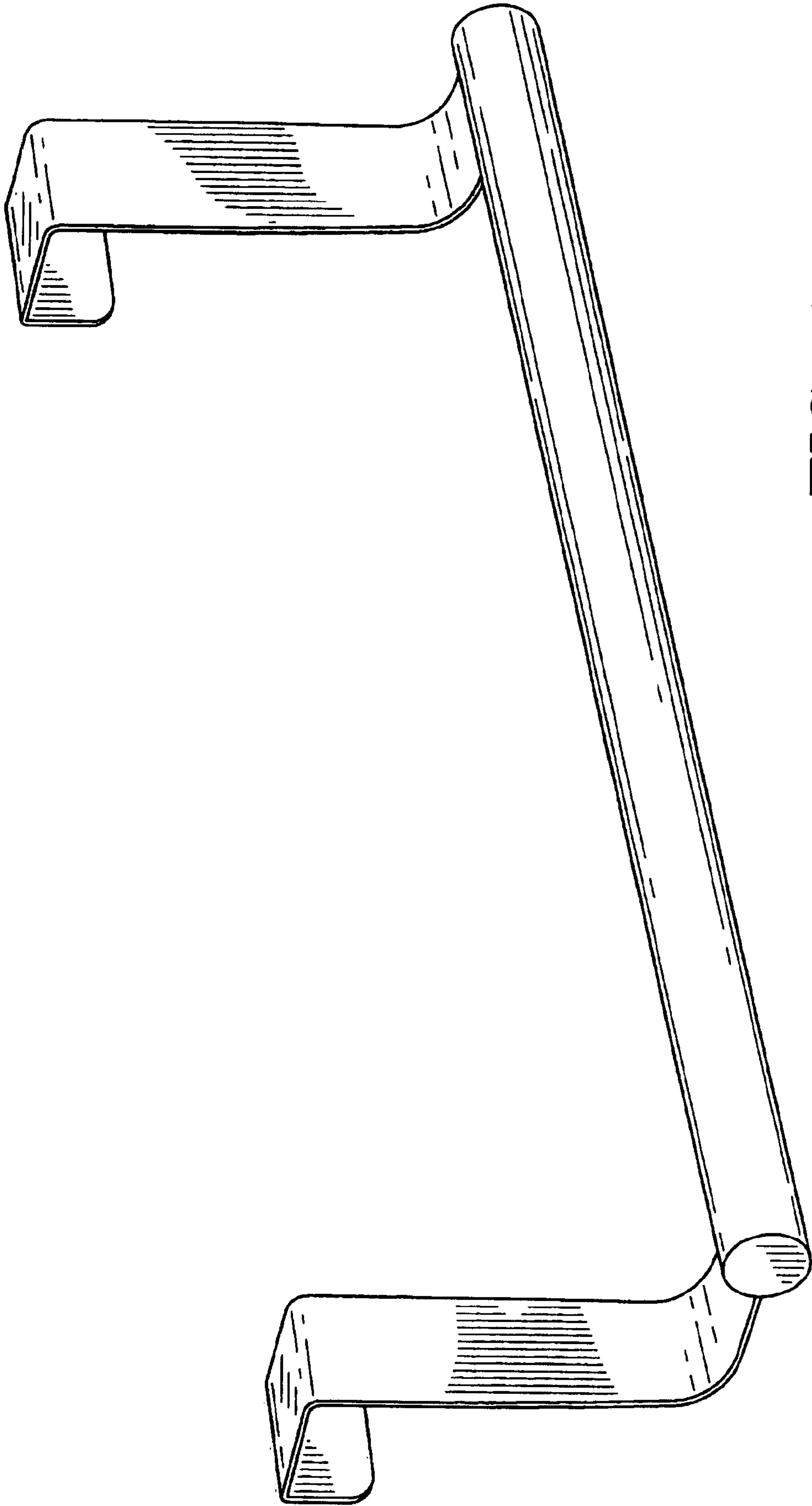


FIG-1

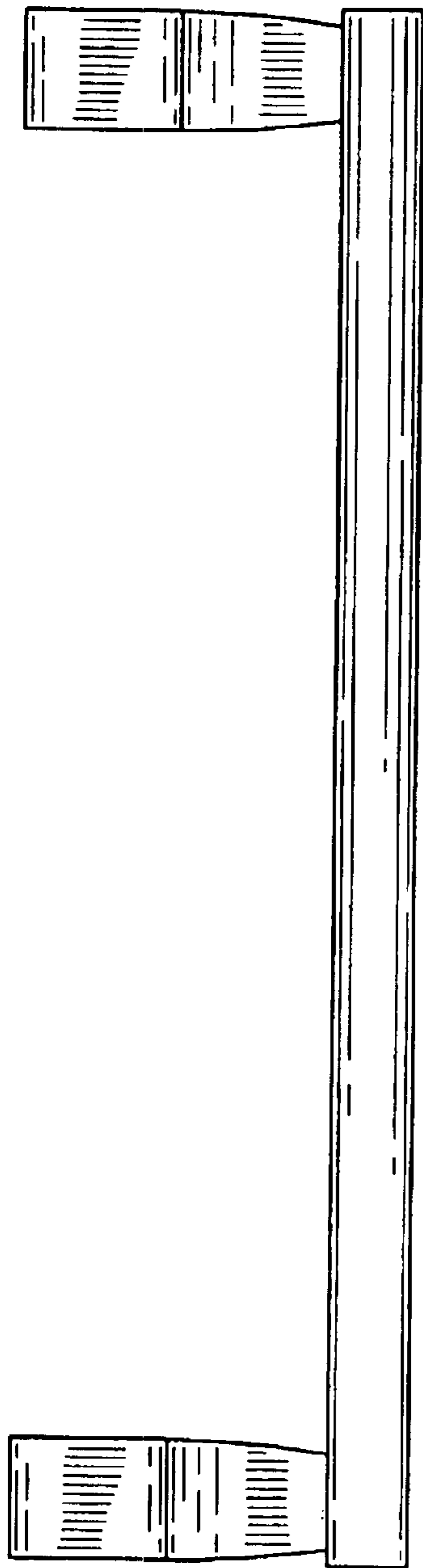


FIG-2



FIG-3

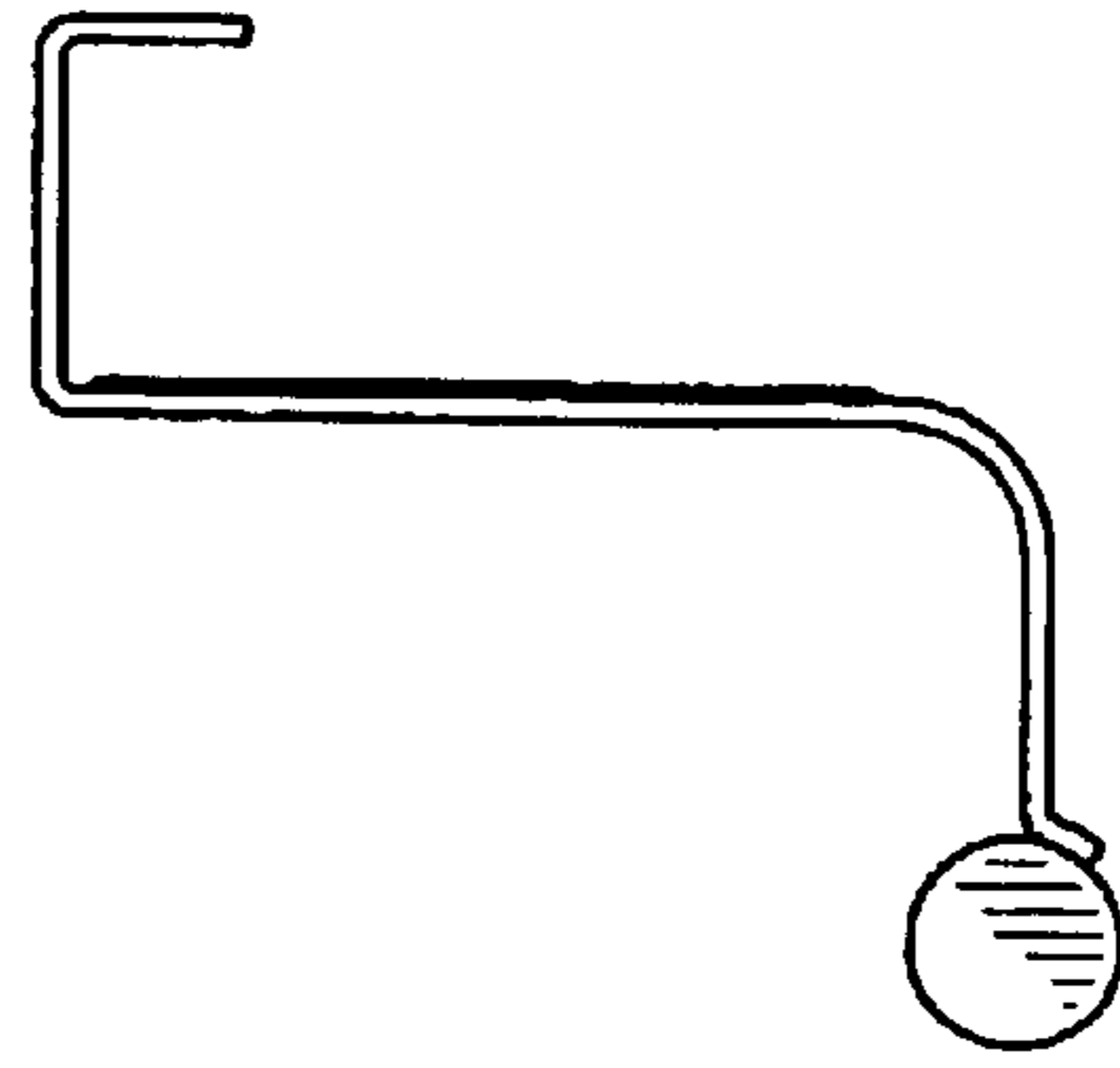


FIG-4

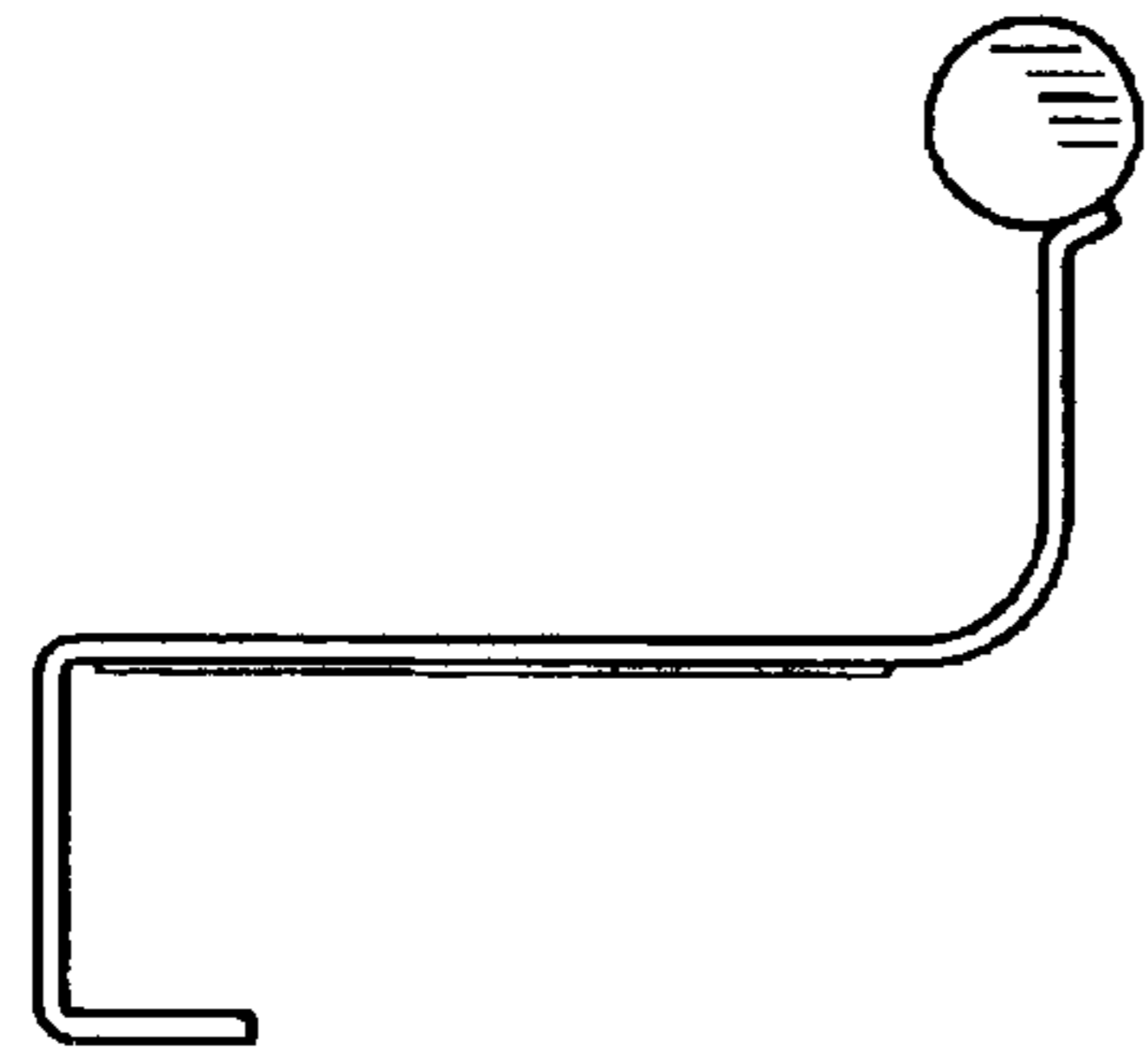


FIG-6

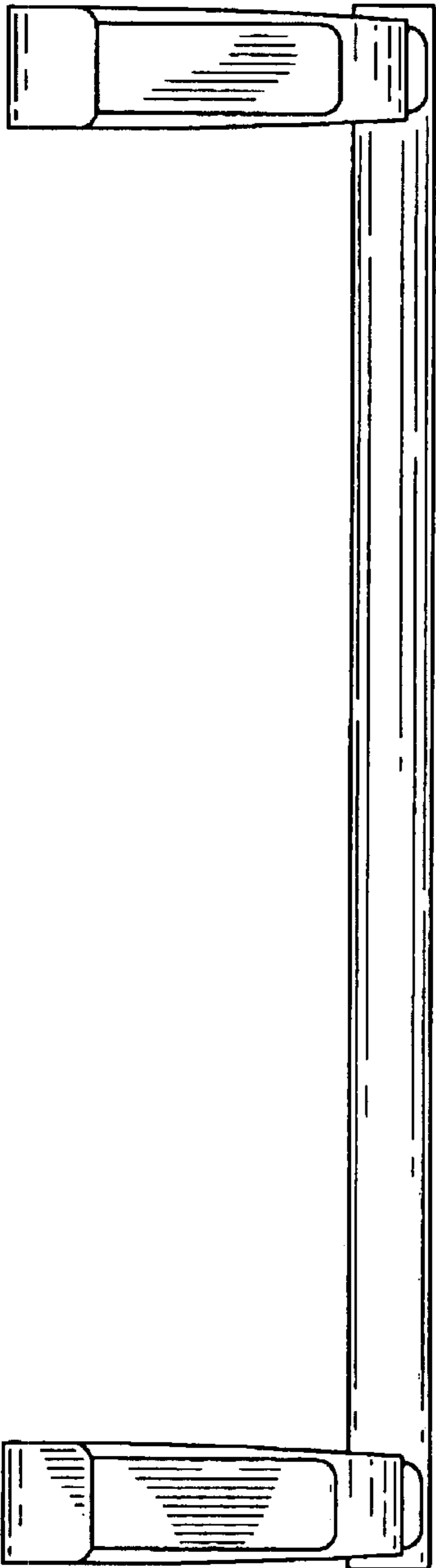


FIG-5



FIG-7