



US00D543032S

(12) **United States Design Patent**
Owenby

(10) **Patent No.:** **US D543,032 S**

(45) **Date of Patent:** **** May 22, 2007**

(54) **NAIL BAG**

(76) **Inventor:** **Charles E. Owenby**, P.O. Box 71,
Pisgah Forest, NC (US) 28768

(**) **Term:** **14 Years**

(21) **Appl. No.:** **29/242,988**

(22) **Filed:** **Nov. 16, 2005**

(51) **LOC (8) Cl.** **03-01**

(52) **U.S. Cl.** **D3/303**

(58) **Field of Classification Search** D3/232,
D3/234, 238, 240, 241, 242, 243, 244, 245,
D3/246, 303, 318, 319, 321, 322, 323, 324,
D3/325, 326, 900, 902; 150/100, 107, 108,
150/110, 111, 118, 119, 120; 190/100, 108,
190/109, 112, 115, 900, 902, 903; 383/6,
383/25, 30, 31, 38, 42, 70, 71, 72, 74, 75,
383/76, 78, 84, 117, 907; 224/674, 675, 676,
224/677

See application file for complete search history.

(56) **References Cited**

U.S. PATENT DOCUMENTS

3,212,690 A * 10/1965 Green 224/677

4,164,308 A * 8/1979 Gautier D3/319
D316,485 S * 4/1991 Seber D3/303
D388,611 S * 1/1998 Shaw D3/303
D522,750 S * 6/2006 Girod D3/303
D527,895 S * 9/2006 Holder D3/232

* cited by examiner

Primary Examiner—Louis S. Zarfes

Assistant Examiner—Monica A. Weingart

(57) **CLAIM**

The ornamental design for a nail bag, as shown and described.

DESCRIPTION

FIG. 1 is a front elevational view of a nail bag showing my new design;

FIG. 2 is rear elevational view thereof;

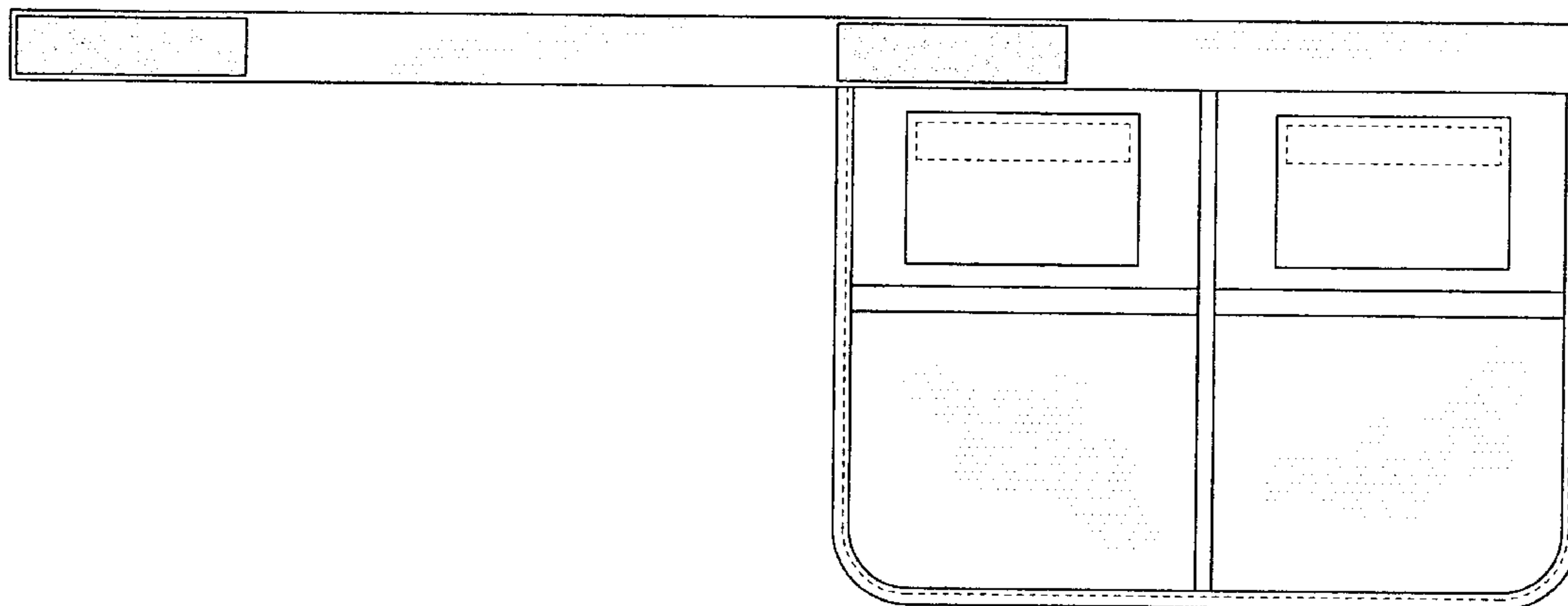
FIG. 3 is a left side elevational view thereof;

FIG. 4 is a right side elevational view thereof

FIG. 5 is a top plan view thereof; and,

FIG. 6 is bottom plan view thereof.

1 Claim, 4 Drawing Sheets



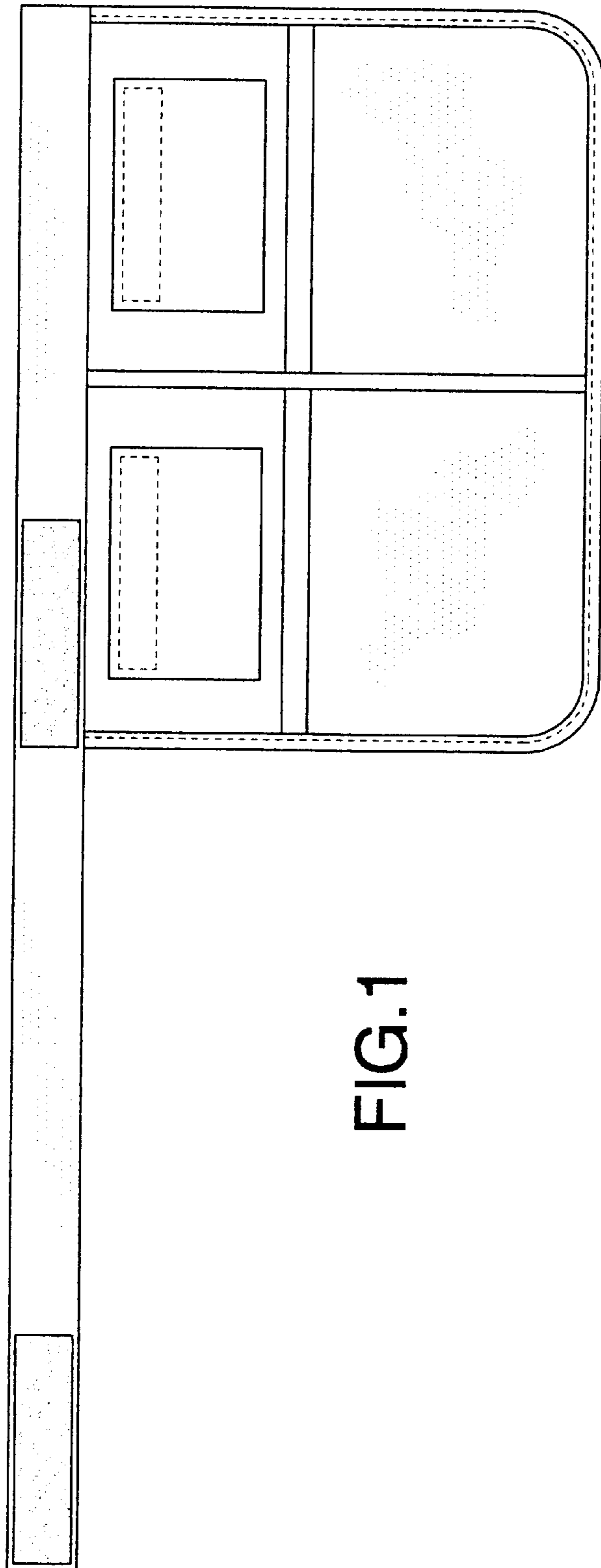


FIG. 1

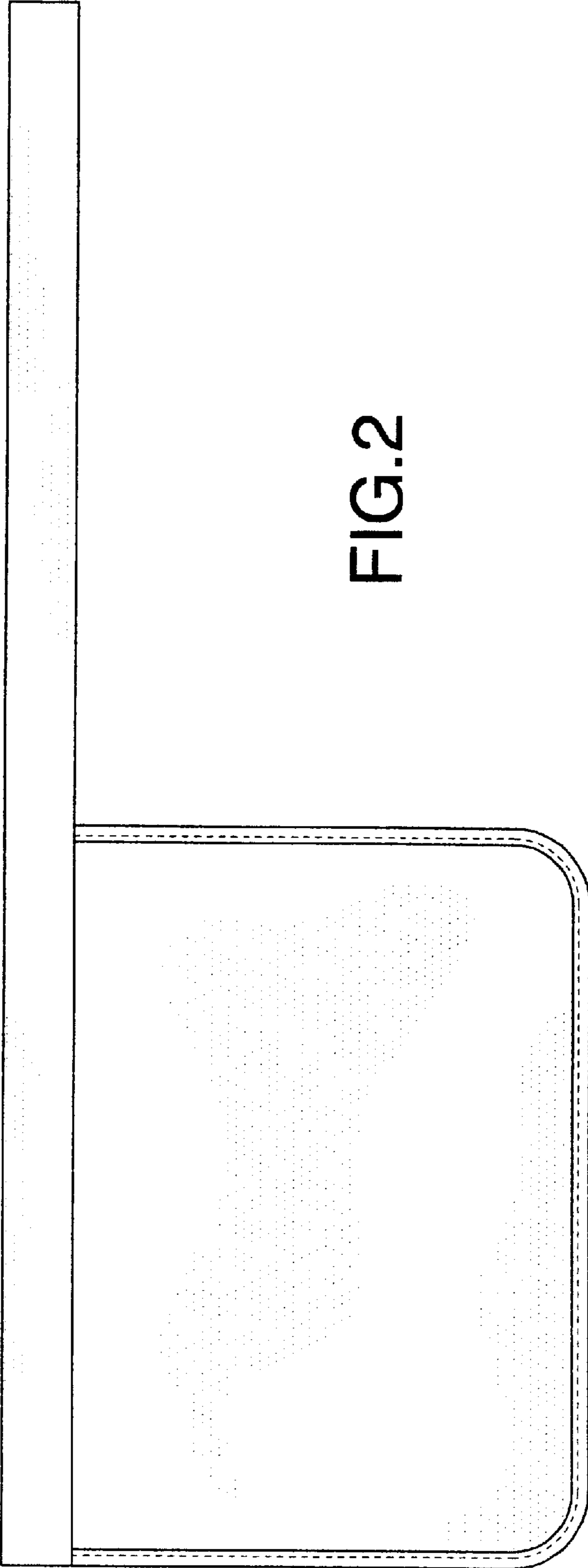


FIG. 2



FIG.4



FIG.3



FIG. 5



FIG. 6