



US00D543027S

(12) **United States Design Patent**
Wang

(10) **Patent No.:** **US D543,027 S**

(45) **Date of Patent:** **** May 22, 2007**

- (54) **ZIPPERED CARRYING BAG**
- (75) Inventor: **San Chyi Wang**, New York, NY (US)
- (73) Assignee: **Mitzi International Handbags & Accessories Ltd.**, New York, NY (US)
- (**) Term: **14 Years**

6,199,737 B1 * 3/2001 Ringelstetter 150/117
 6,619,447 B1 * 9/2003 Garcia et al. 150/111
 D488,926 S * 4/2004 Domotor D3/246

* cited by examiner

Primary Examiner—Louis S. Zarfaz
Assistant Examiner—Monica A. Weingart
 (74) *Attorney, Agent, or Firm*—Erza Sutton, Esq.

- (21) Appl. No.: **29/201,836**
- (22) Filed: **Mar. 22, 2004**

(57) **CLAIM**

The ornamental design for a zippered carrying bag, as shown and described.

- (51) **LOC (8) Cl.** **03-01**
- (52) **U.S. Cl.** **D3/246**
- (58) **Field of Classification Search** D3/201, D3/205, 230, 231, 232, 233, 234, 238, 239, D3/240, 241, 242, 243, 244, 245, 246, 247, D3/251, 273, 288, 290, 294, 226, 227, 900, D3/901; 150/106, 107, 108, 110, 111, 112, 150/114, 117, 118, 119, 120; 190/16, 109, 190/112, 115, 900, 901, 902, 903; 224/277
 See application file for complete search history.

DESCRIPTION


FIG. 1 is a front perspective view of a zippered carrying bag in a closed configuration embodying my new design; FIG. 2 is a rear perspective view of the zippered carrying bag in a closed configuration embodying my new design; FIG. 3 is a front elevational view thereof; FIG. 4 is a rear elevational view thereof; FIG. 5 is a left side elevational view thereof; FIG. 6 is a right side elevational view thereof; FIG. 7 is a top plan view thereof; FIG. 8 is a bottom plan view thereof; and, FIG. 9 is an alternate front perspective view of the zippered carrying bag in an open configuration embodying my new design.

(56) **References Cited**

U.S. PATENT DOCUMENTS

- D227,818 S * 7/1973 Dipadova D3/900
- D302,211 S * 7/1989 Sears D3/900
- D431,903 S * 10/2000 Worley et al. D3/232

1 Claim, 9 Drawing Sheets



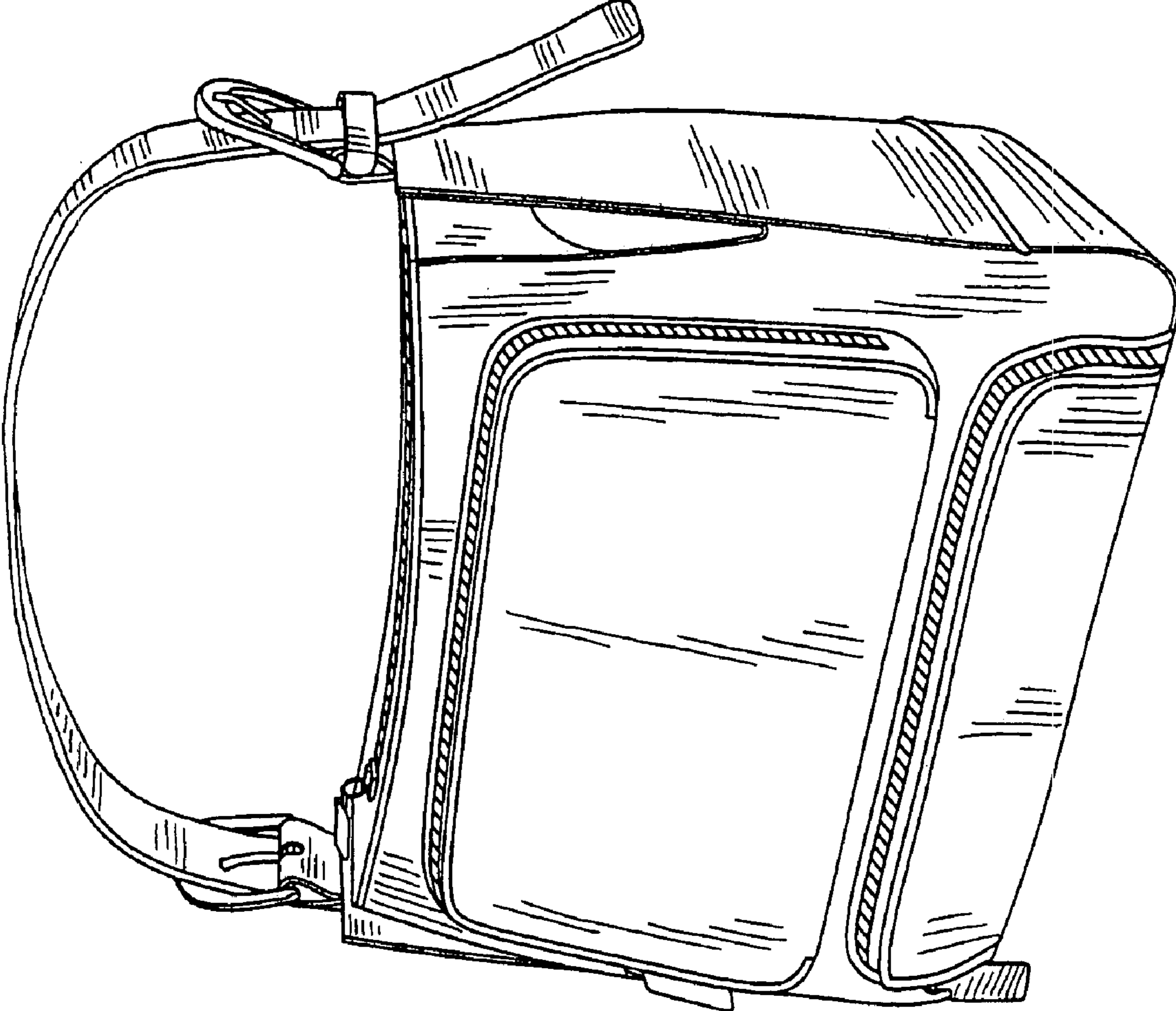


FIG. 1

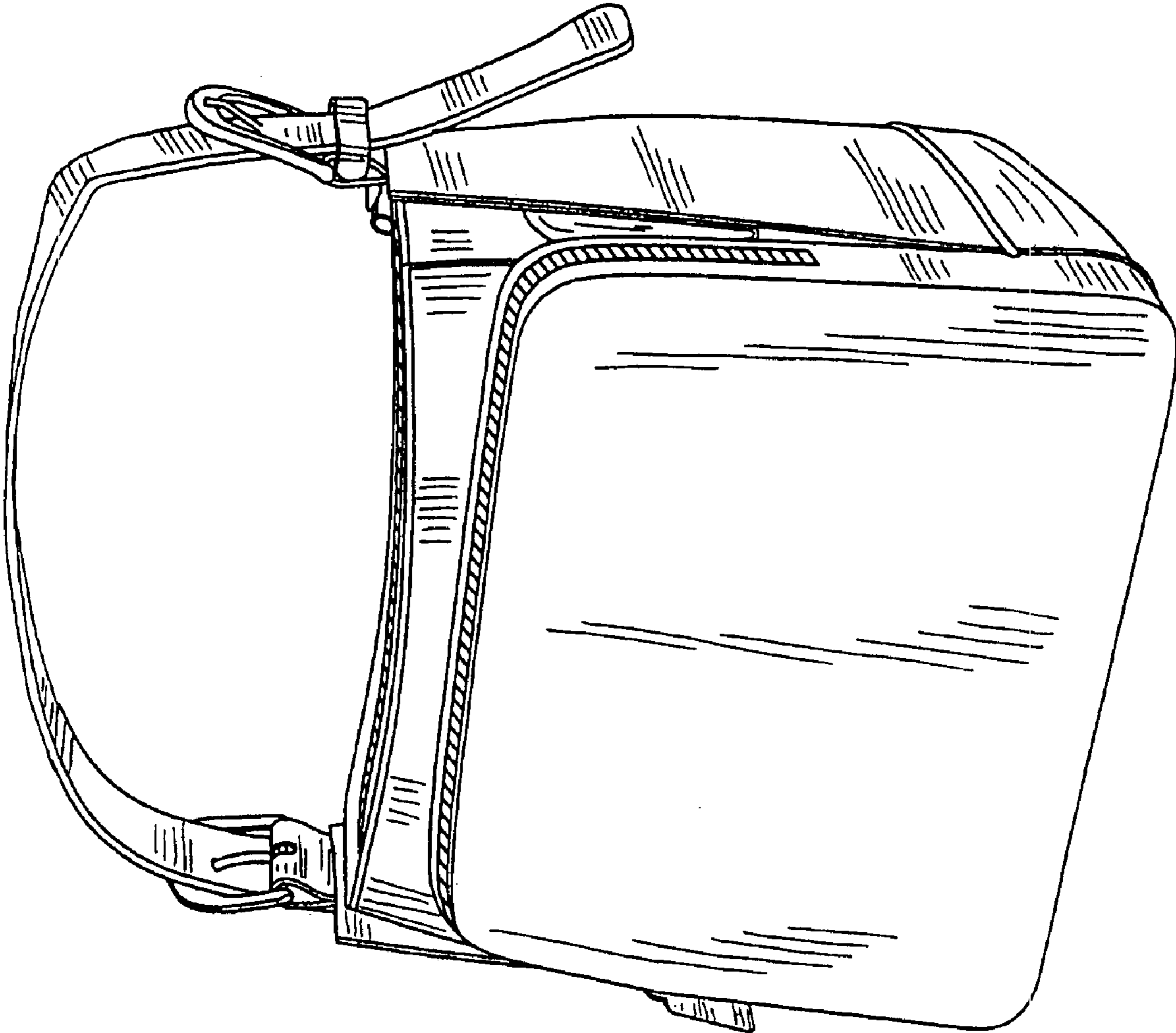


FIG. 2

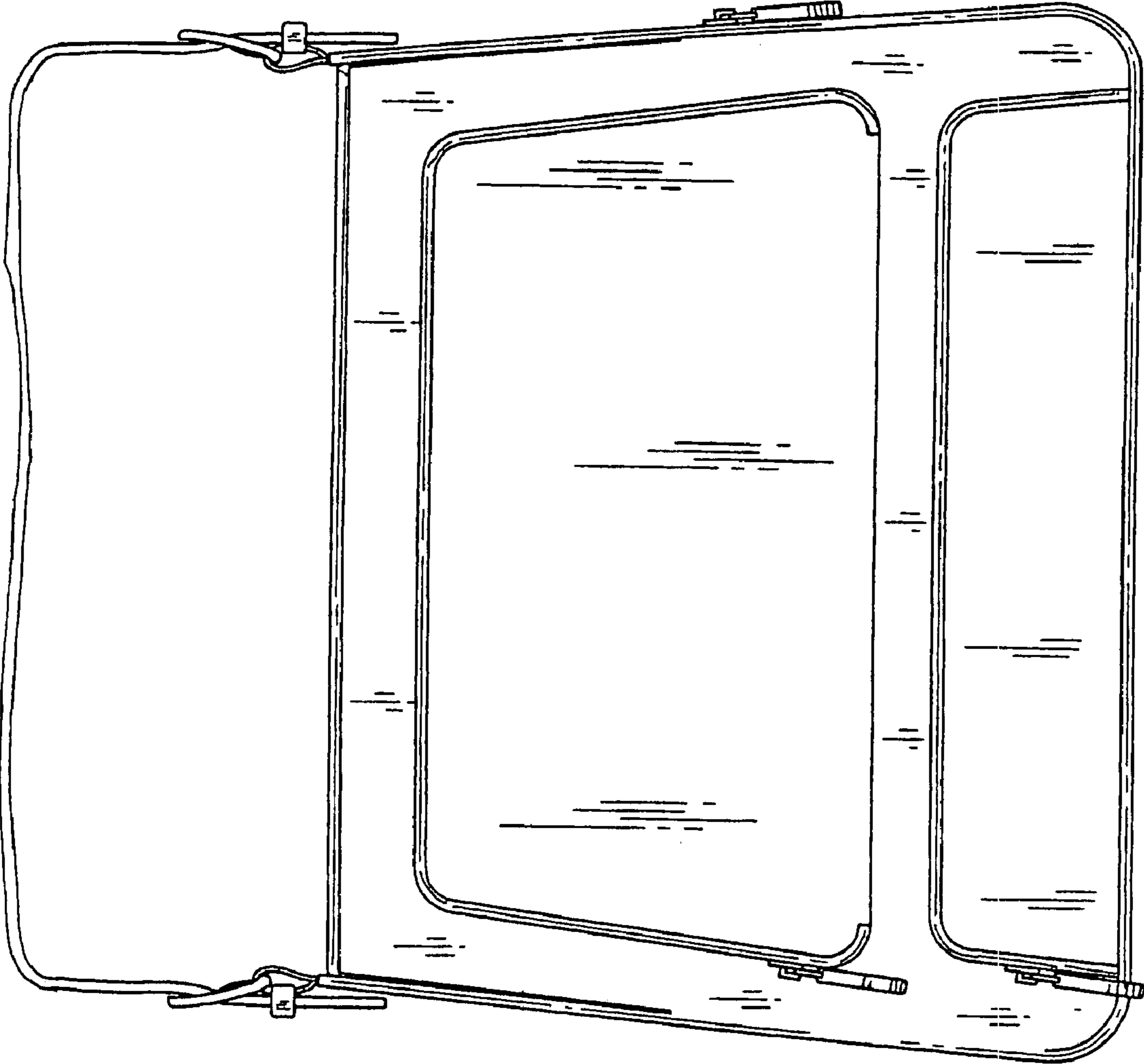


FIG. 3

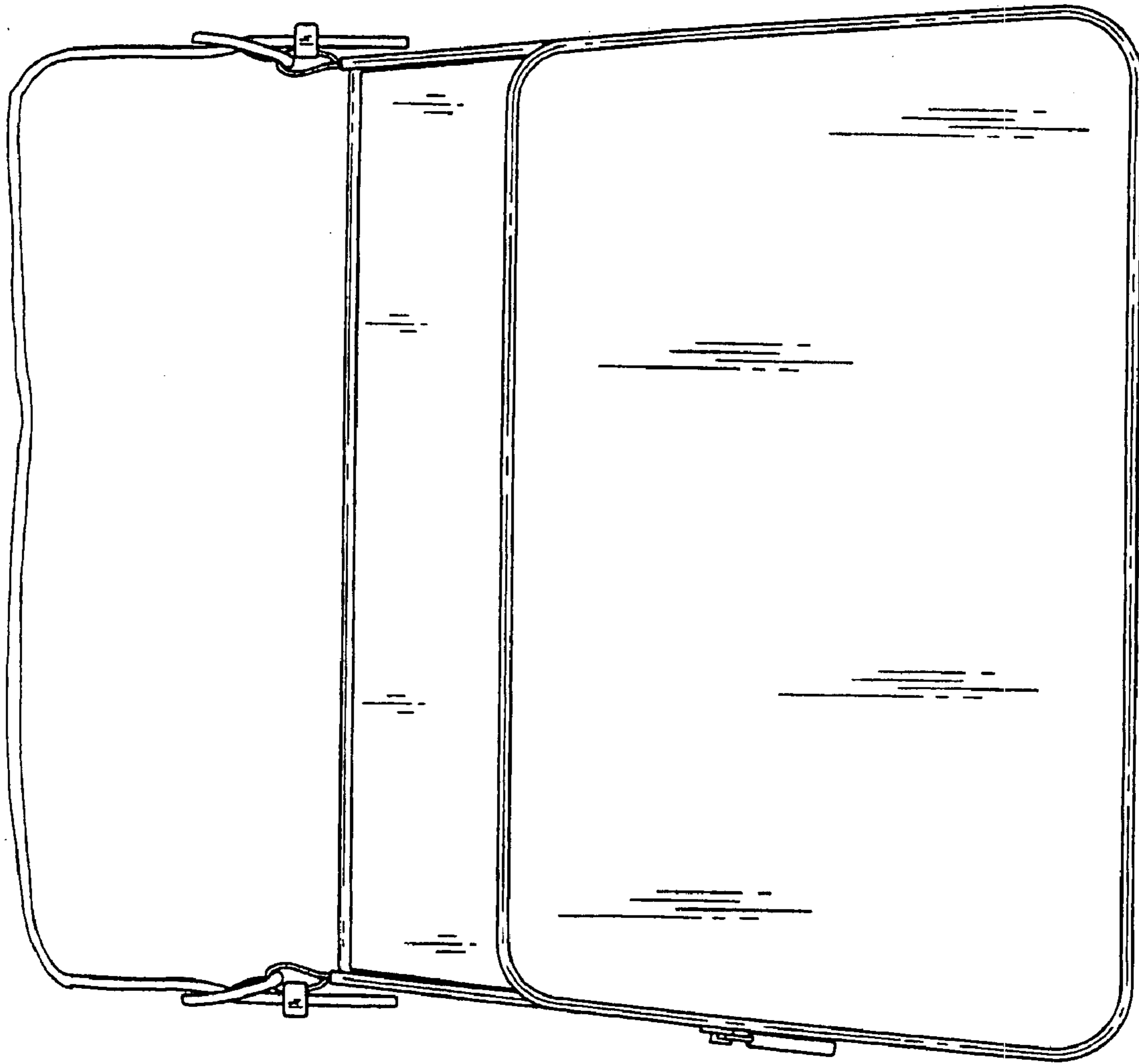


FIG. 4




FIG. 5




FIG. 6




FIG. 7




FIG. 8

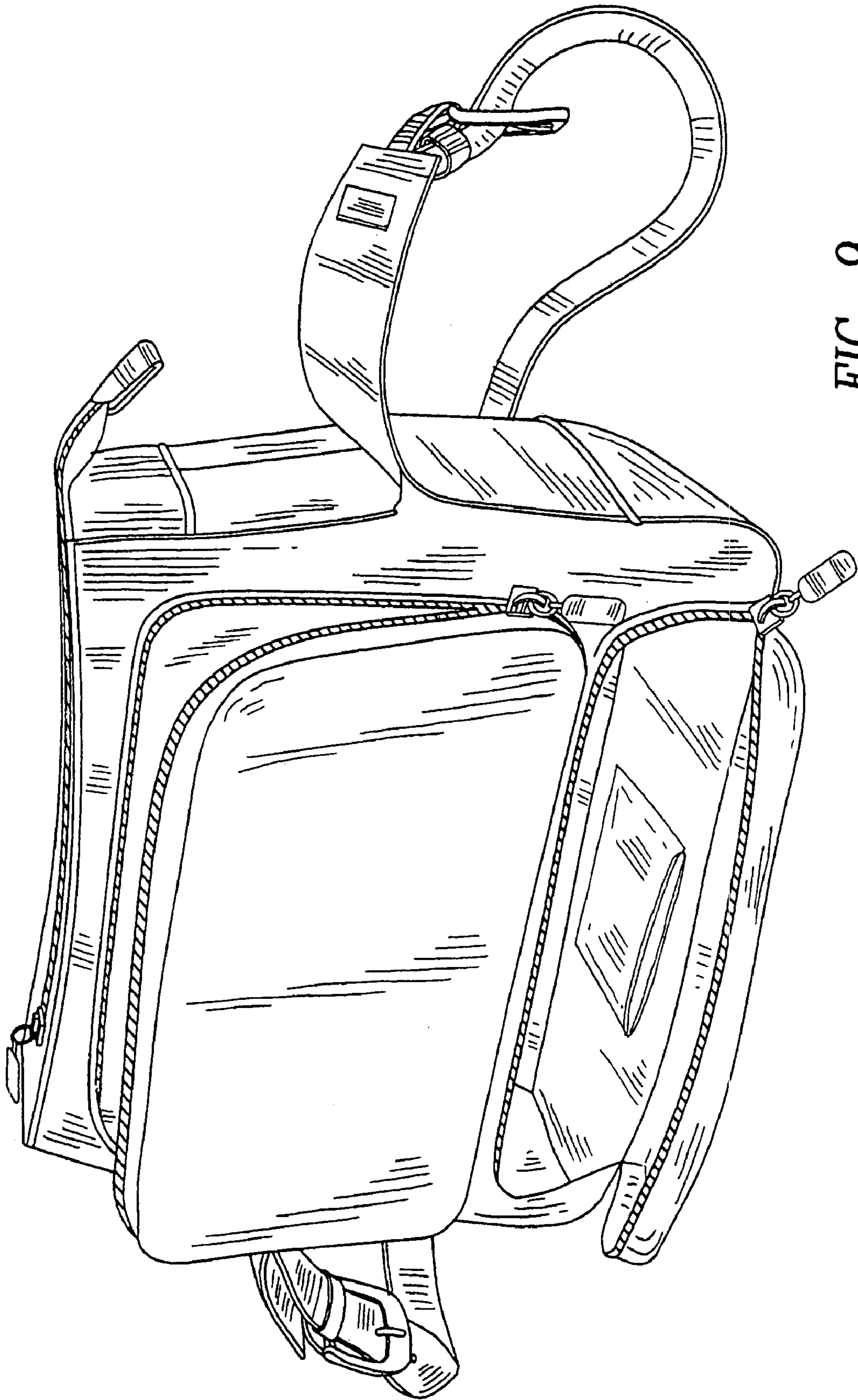


FIG. 9