

US00D543019S

(12) **United States Design Patent** (10) **Patent No.:** **US D543,019 S**  
**Koning** (45) **Date of Patent:** **\*\* May 22, 2007**

(54) **HOLDER FOR KEYS, COINS, PIN AND CREDIT CARDS**

(76) Inventor: **Jaap Jan Koning**, Kersengarde 91,  
2272 NC Voorburg (NL)

(\*\*) Term: **14 Years**

(21) Appl. No.: **29/242,394**

(22) Filed: **Nov. 9, 2005**

(30) **Foreign Application Priority Data**

May 9, 2005 (EM) ..... 000339239-0002

(51) **LOC (8) Cl.** ..... **03-01**

(52) **U.S. Cl.** ..... **D3/212**

(58) **Field of Classification Search** ..... D3/207-212;  
206/37.1, 38.1; 150/147; 70/456 R, 456 B,  
70/458-459; 24/3 K, 3.6, 100; D11/44, 48  
See application file for complete search history.

(56) **References Cited**

U.S. PATENT DOCUMENTS

D295,920 S \* 5/1988 Osofsky et al. .... D3/212

D315,641 S \* 3/1991 Semenjuk ..... D3/212  
D359,390 S \* 6/1995 Friend ..... D3/207  
D364,502 S \* 11/1995 Howard ..... D3/207  
D378,631 S \* 4/1997 Parker ..... D3/208

\* cited by examiner

*Primary Examiner*—Ralf Seifert

(74) *Attorney, Agent, or Firm*—Myers Dawes Andras &  
Sherman LLP; Vic Lin

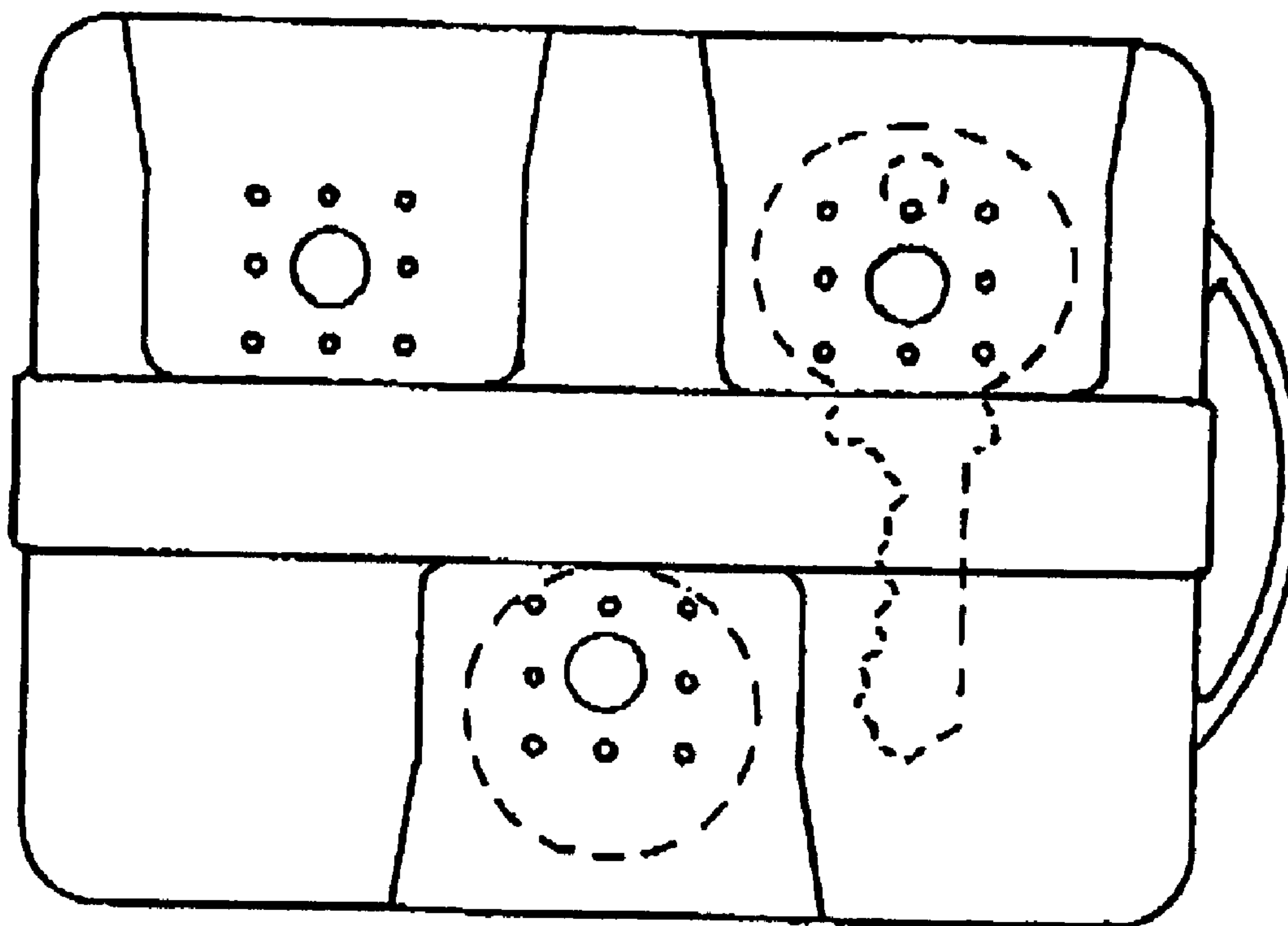
(57) **CLAIM**

I claim the ornamental design for the holder for keys, coins,  
pin and credit cards, as shown and described.

#### DESCRIPTION

FIG. 1 is a rear elevation view of the holder for keys, coins,  
pin and credit cards of the present invention from above;  
FIG. 2 is a front elevational view thereof;  
FIG. 3 is a left side elevational view thereof; and,  
FIG. 4 is a top plan view thereof.  
It being understood that the broken lines are for illustrative  
purposes only and form no part of the claimed design.

**1 Claim, 1 Drawing Sheet**



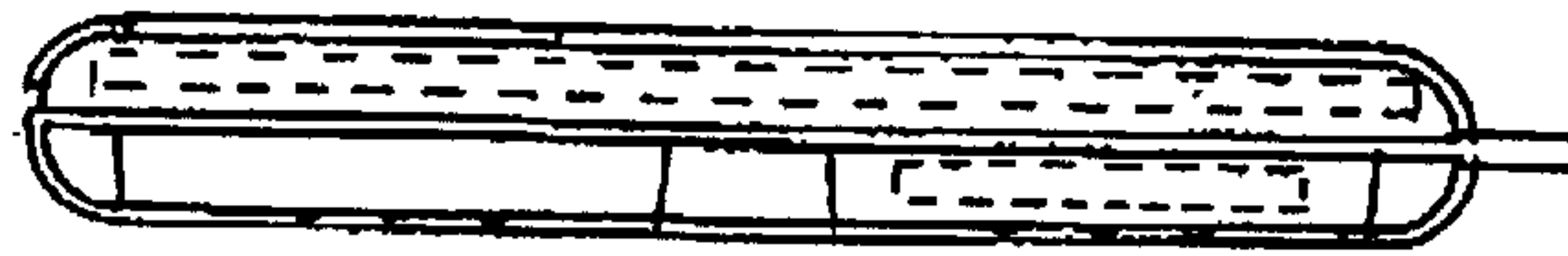


FIG. 3

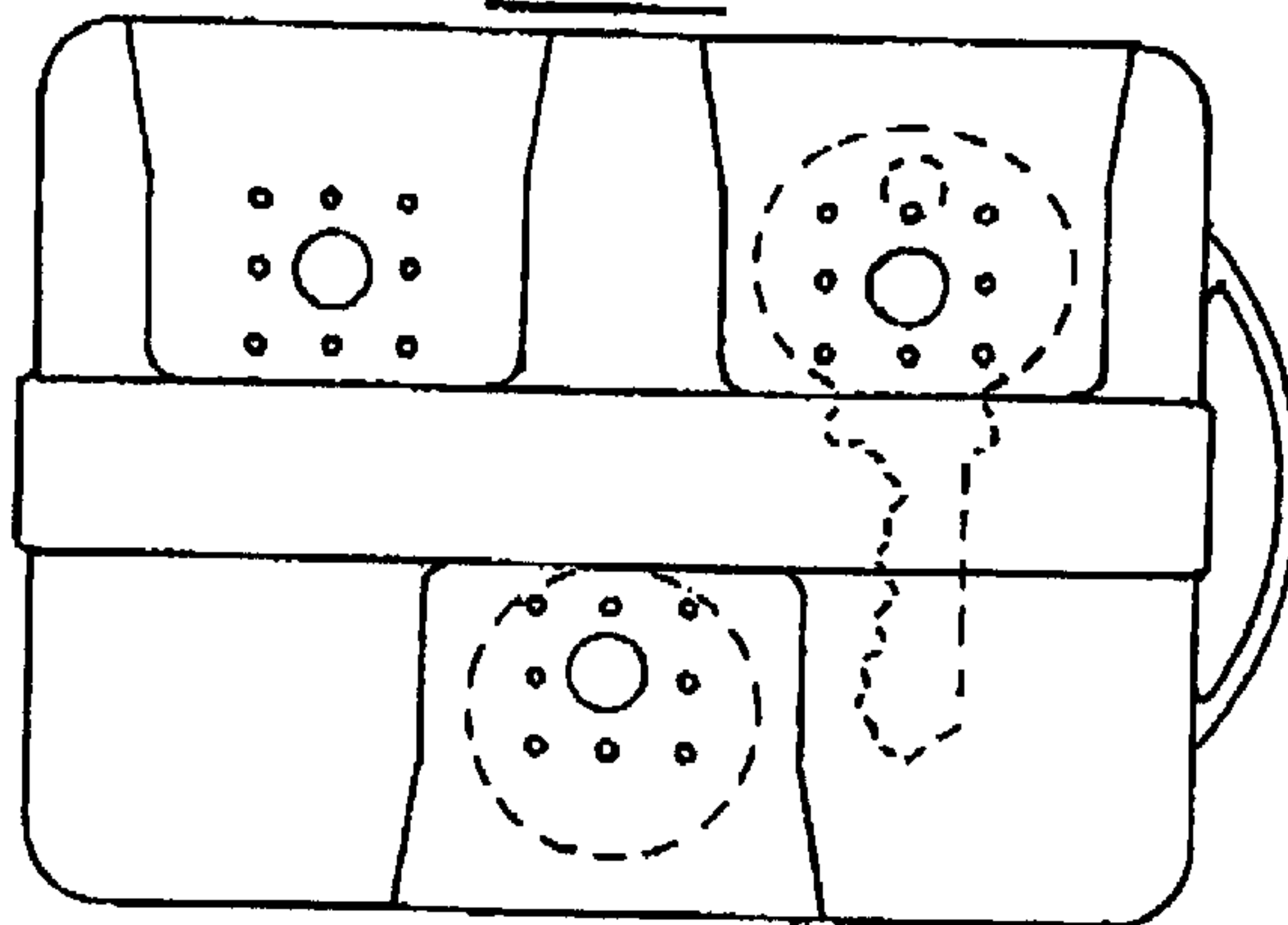


FIG. 1

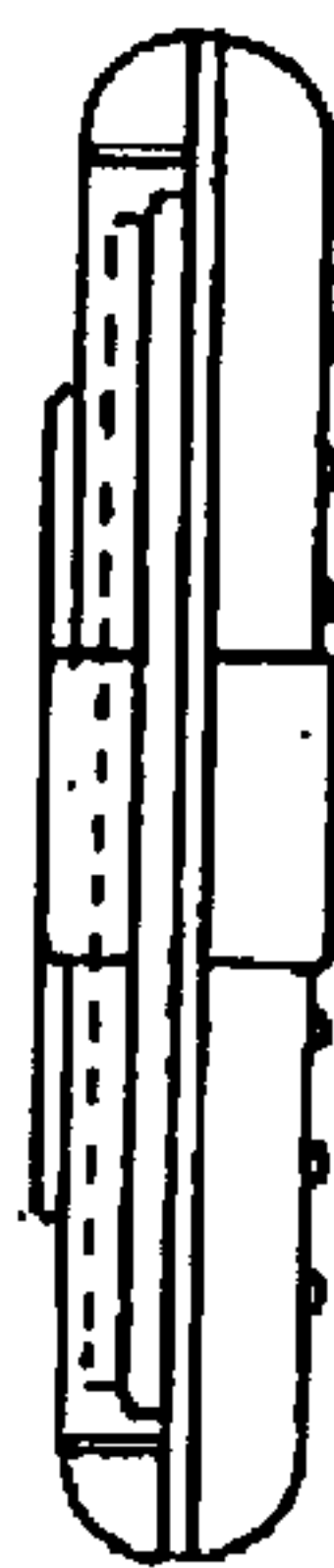


FIG. 4

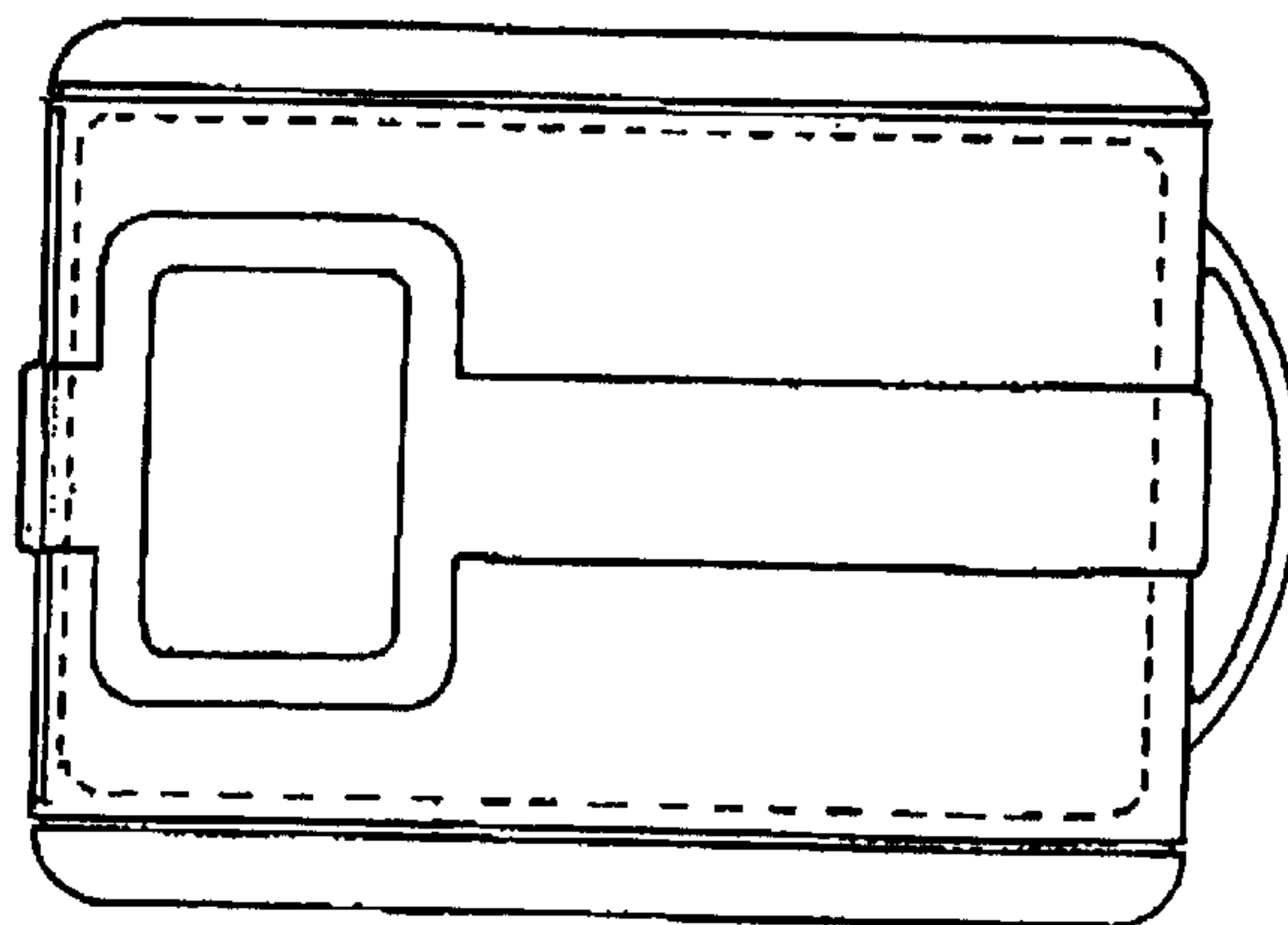


FIG. 2