



US00D543016S

(12) **United States Design Patent**
Della Valle

(10) **Patent No.:** **US D543,016 S**

(45) **Date of Patent:** **** May 22, 2007**

(54) **FOOTWEAR SOLE**

(75) Inventor: **Diego Della Valle**, Sant'Elpidio a Mare (IT)

(73) Assignee: **Tod's S.p.A.**, Sant'Elpidio A Mare (Ascoli Piceno) (IT)

(**) Term: **14 Years**

(21) Appl. No.: **29/177,305**

(22) Filed: **Mar. 10, 2003**

(30) **Foreign Application Priority Data**

Sep. 9, 2002 (WO) DMA/005 834

(51) **LOC (8) Cl.** **02-04**

(52) **U.S. Cl.** **D2/953; D2/951**

(58) **Field of Classification Search** D2/902,
D2/946-949, 951-960; 36/3 B, 22 R, 24.5,
36/25 R, 28, 32 R, 34 R, 67 A, 59 C
See application file for complete search history.

(56) **References Cited**

U.S. PATENT DOCUMENTS

- D76,541 S * 10/1928 Hopwood D2/953
- D89,936 S * 5/1933 Crossman et al. D2/953
- D196,355 S * 9/1963 Doherty D2/953
- D308,747 S * 6/1990 Brinker D2/946
- D309,370 S * 7/1990 Nagai et al. D2/953
- D322,881 S * 1/1992 Bushman D2/953

- D324,448 S * 3/1992 Blissett D2/953
- D329,131 S * 9/1992 Ostberg D2/953
- D387,895 S * 12/1997 Cooper D2/960
- D459,062 S * 6/2002 Pollastrelli D2/953
- D470,998 S * 3/2003 Adreliunas et al. D2/953
- D474,004 S * 5/2003 Kuerbis D2/953
- D480,540 S * 10/2003 Hoyt et al. D2/896
- D481,854 S * 11/2003 Belley et al. D2/953

* cited by examiner

Primary Examiner—Celia A. Murphy

(74) *Attorney, Agent, or Firm*—Sughrue Mion, PLLC

(57) **CLAIM**

The ornamental design for a footwear sole, as shown.

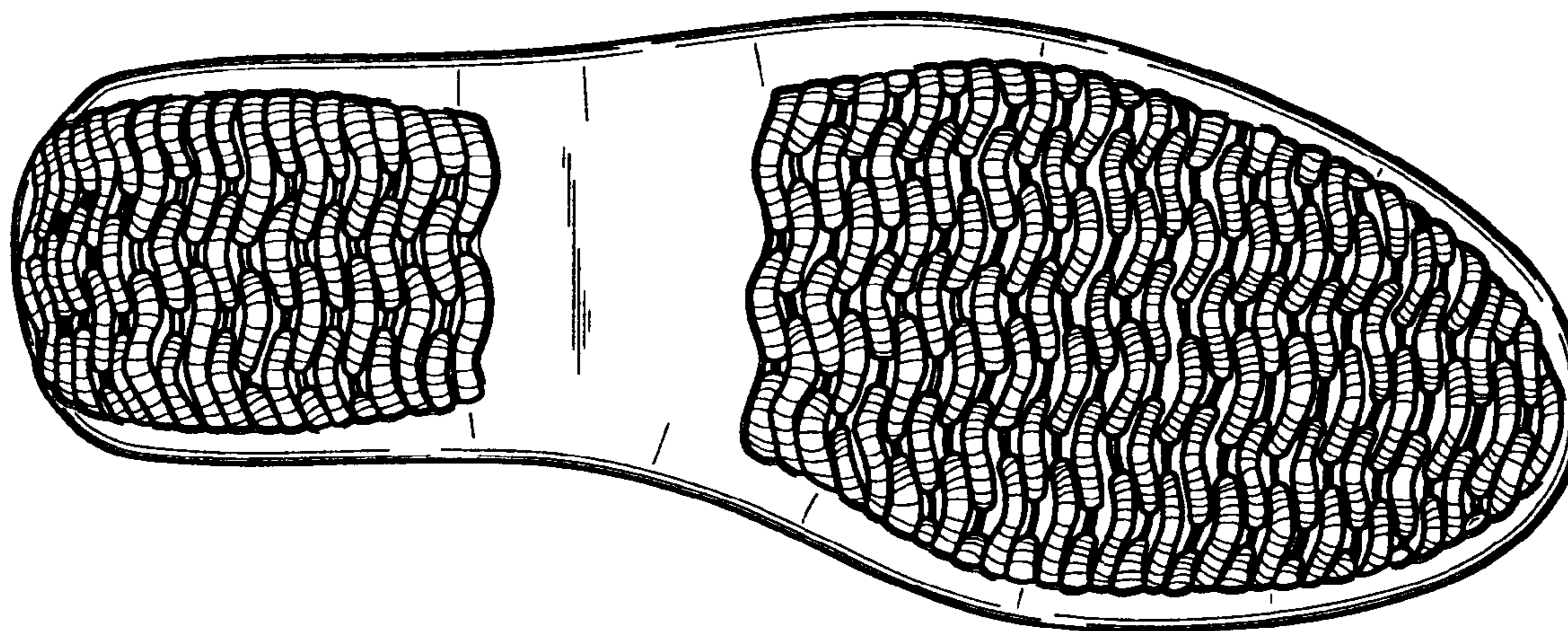
DESCRIPTION

FIG. 1 is a perspective view of the top, front and right side of a footwear sole showing my new design; FIG. 2 is a front elevational view thereof; FIG. 3 is a rear elevational view thereof; FIG. 4 is a left side elevational view thereof; FIG. 5 is a right side elevational view thereof; FIG. 6 is a top plan view thereof; and, FIG. 7 is a bottom plan view thereof.

The color shown on the claimed design forms no part thereof.

The broken lines showing the foot bed in FIGS. 1-6 define the boundary of the design. The broken lines and the area within, form no part of the claim.

1 Claim, 4 Drawing Sheets






Fig. 1

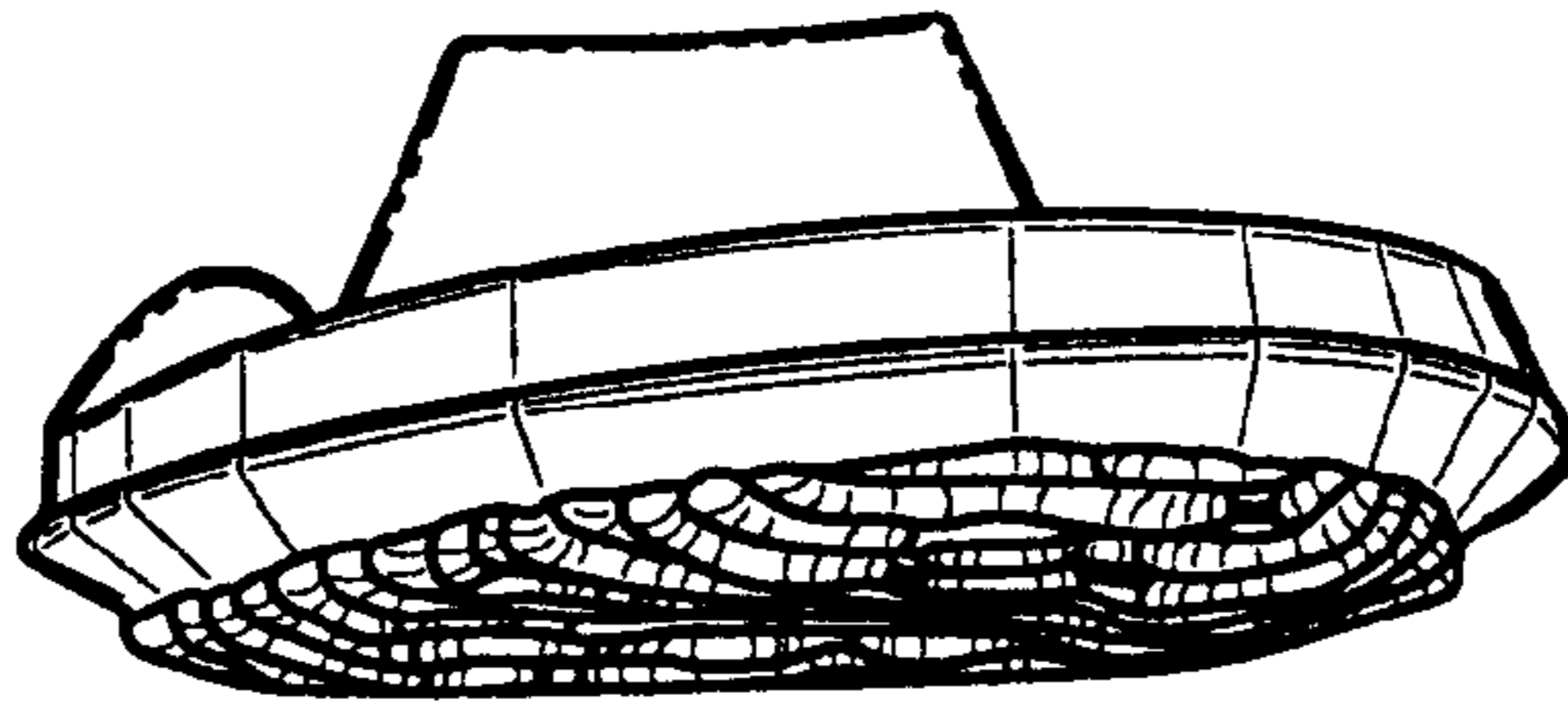


Fig. 2

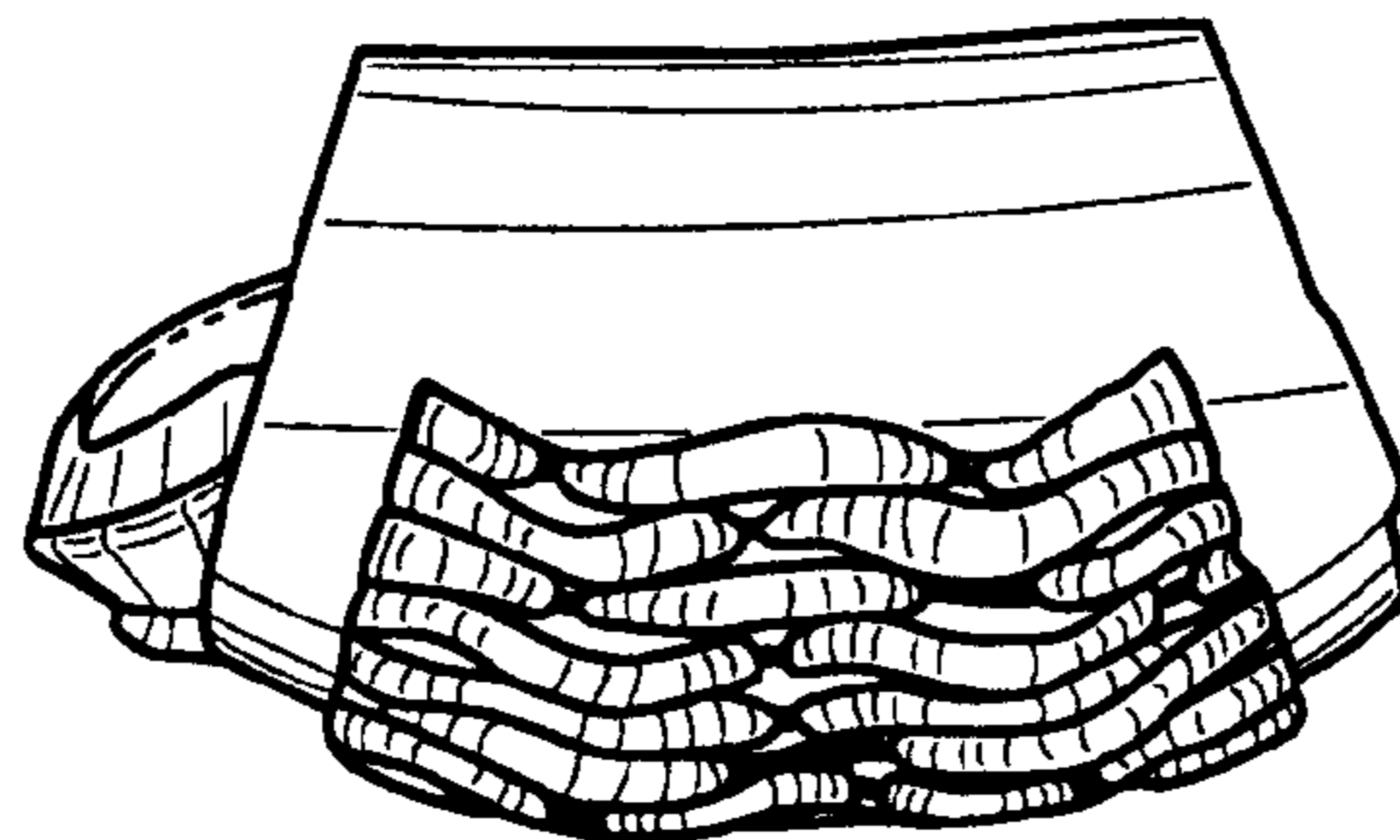


Fig. 3

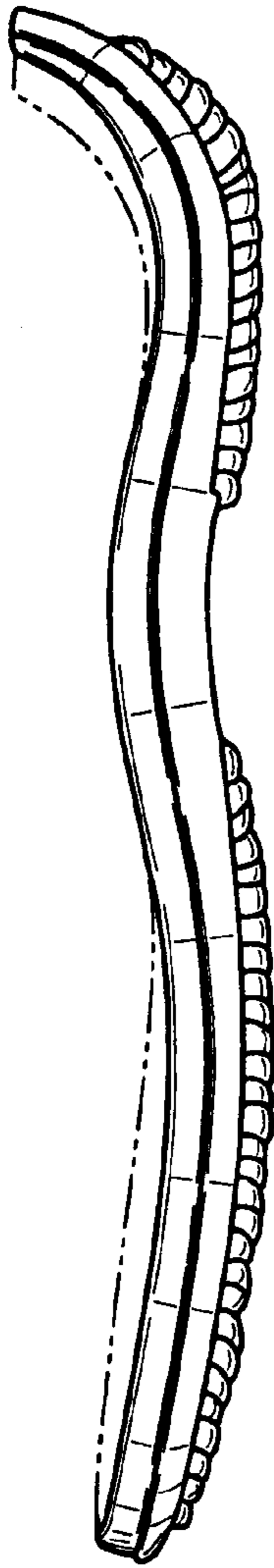


Fig. 4

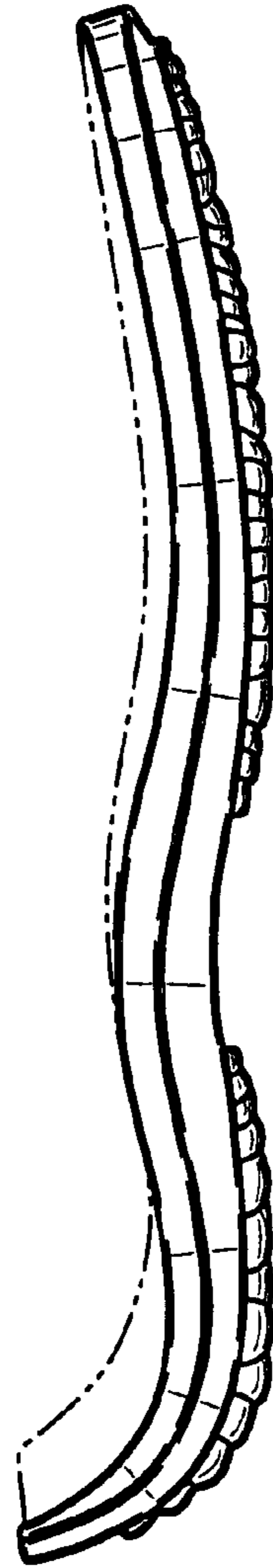


Fig. 5

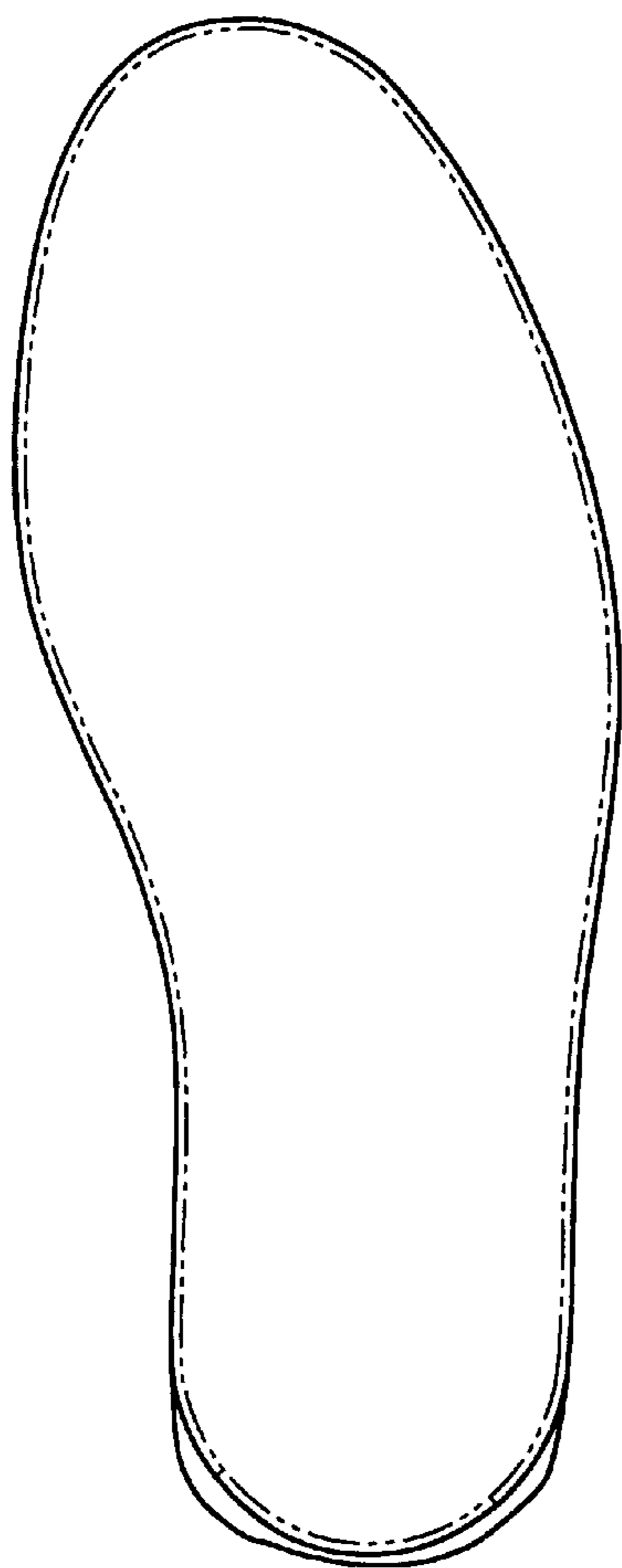


Fig. 6

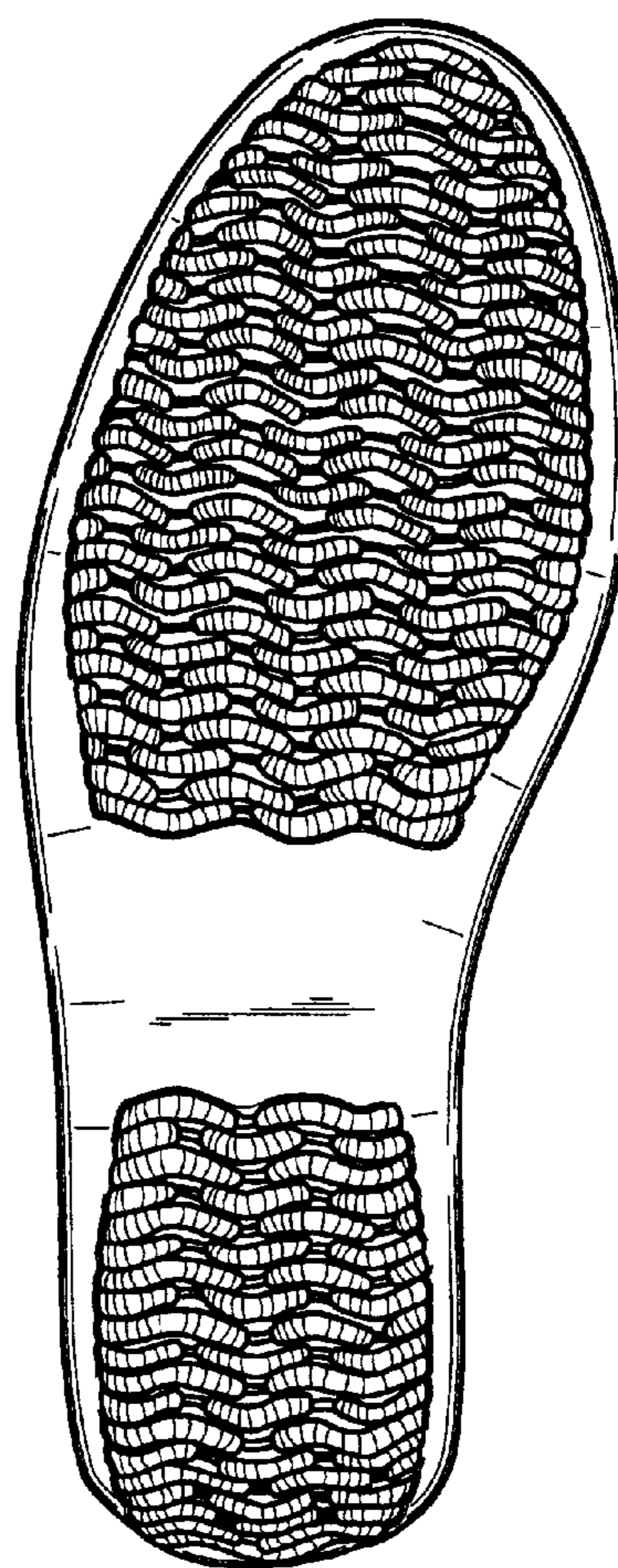


Fig. 7