

US00D543014S

(12) **United States Design Patent**  
**Sharpe et al.**

(10) **Patent No.: US D543,014 S**

(45) **Date of Patent: \*\* May 22, 2007**

(54) **MULTIPLE LOGO SPORTS CAP**

(76) Inventors: **John F. Sharpe**, 5307 Sparrow Dr.,  
Holiday, FL (US) 34690; **David M. Sharpe**, 6951-301 Street Ave., North,  
Clearwater, FL (US) 33761

(\*\*) Term: **14 Years**

(21) Appl. No.: **29/259,274**

(22) Filed: **May 5, 2006**

(51) **LOC (8) Cl.** ..... **02-03**

(52) **U.S. Cl.** ..... **D2/884**

(58) **Field of Classification Search** ..... D2/865,  
D2/866, 871, 872, 873, 875, 876, 879, 882,  
D2/884; 2/171, 195.1, 195.3, 200.1, 209.11,  
2/209.12, 209.5, 209.7

See application file for complete search history.

(56) **References Cited**

**U.S. PATENT DOCUMENTS**

D58,302 S	*	7/1921	Bartholomew	.....	D2/865
4,873,726 A		10/1989	Tapia		
5,091,994 A		3/1992	Delane et al.		
5,136,726 A	*	8/1992	Kellin et al.	.....	2/244
5,359,733 A	*	11/1994	Brannon et al.	.....	2/195.1
D359,159 S		6/1995	Barker		
5,509,144 A		4/1996	Soergel et al.		

5,581,813 A	*	12/1996	Henschel	.....	2/195.1
D387,543 S		12/1997	Schryver		
D426,938 S	*	6/2000	Helbig	.....	D2/869
6,170,088 B1	*	1/2001	Tate	.....	2/209.13
6,175,963 B1	*	1/2001	Loeffelholz	.....	2/209.13
6,243,877 B1		6/2001	Heyward et al.		
6,643,847 B1	*	11/2003	Dornak	.....	2/195.1
D482,849 S	*	12/2003	Mansell et al.	.....	D2/882
D510,471 S	*	10/2005	Yan	.....	D2/882
2005/0086724 A1	*	4/2005	Marsh et al.	.....	2/195.1
2005/0251894 A1	*	11/2005	Marsh et al.	.....	2/195.3
2006/0143791 A1	*	7/2006	Kronenberger	.....	2/195.1

\* cited by examiner

*Primary Examiner*—Elizabeth A. Albert

*Assistant Examiner*—Karen E. Eldridge Powers

(74) *Attorney, Agent, or Firm*—Theresa M. Seal

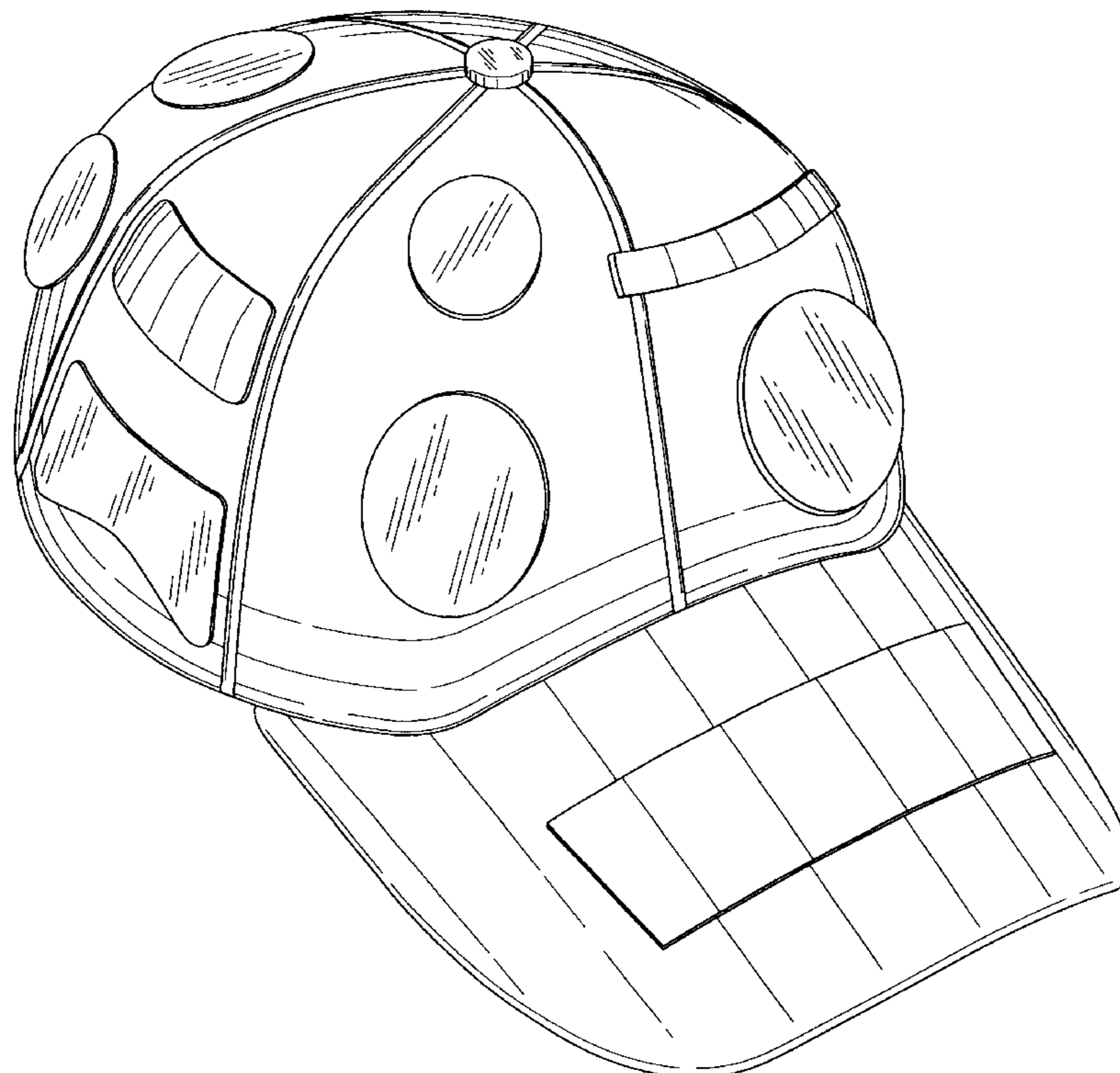
(57) **CLAIM**

The ornamental design for the multiple logo sports cap, as shown and described.

**DESCRIPTION**

FIG. 1 is a front, top and side perspective view of the multiple logo sports cap showing our design; FIG. 2 is a left side elevational view thereof; FIG. 3 is a right side elevational view thereof; and, FIG. 4 is top plan view thereof.

**1 Claim, 3 Drawing Sheets**



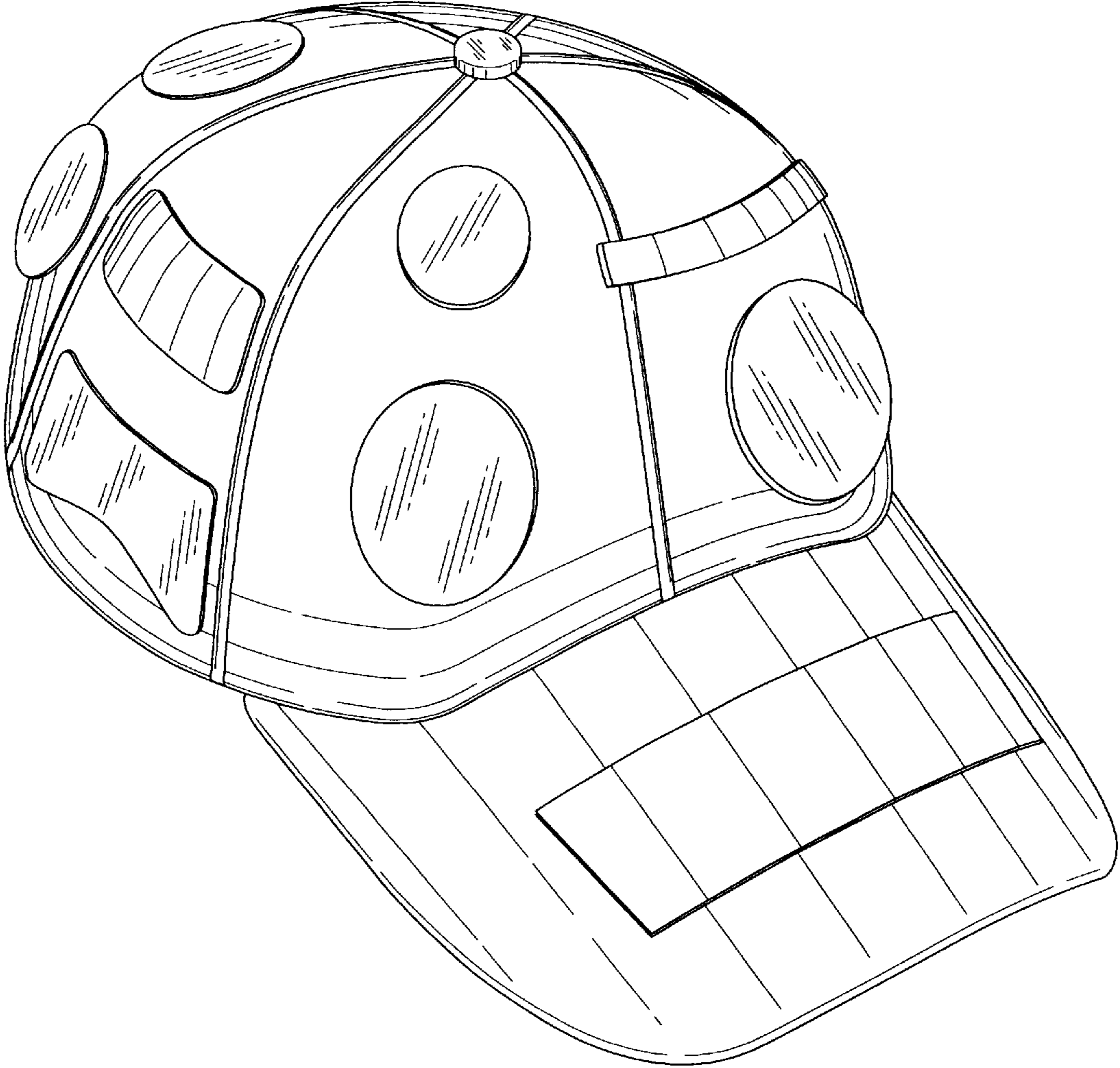
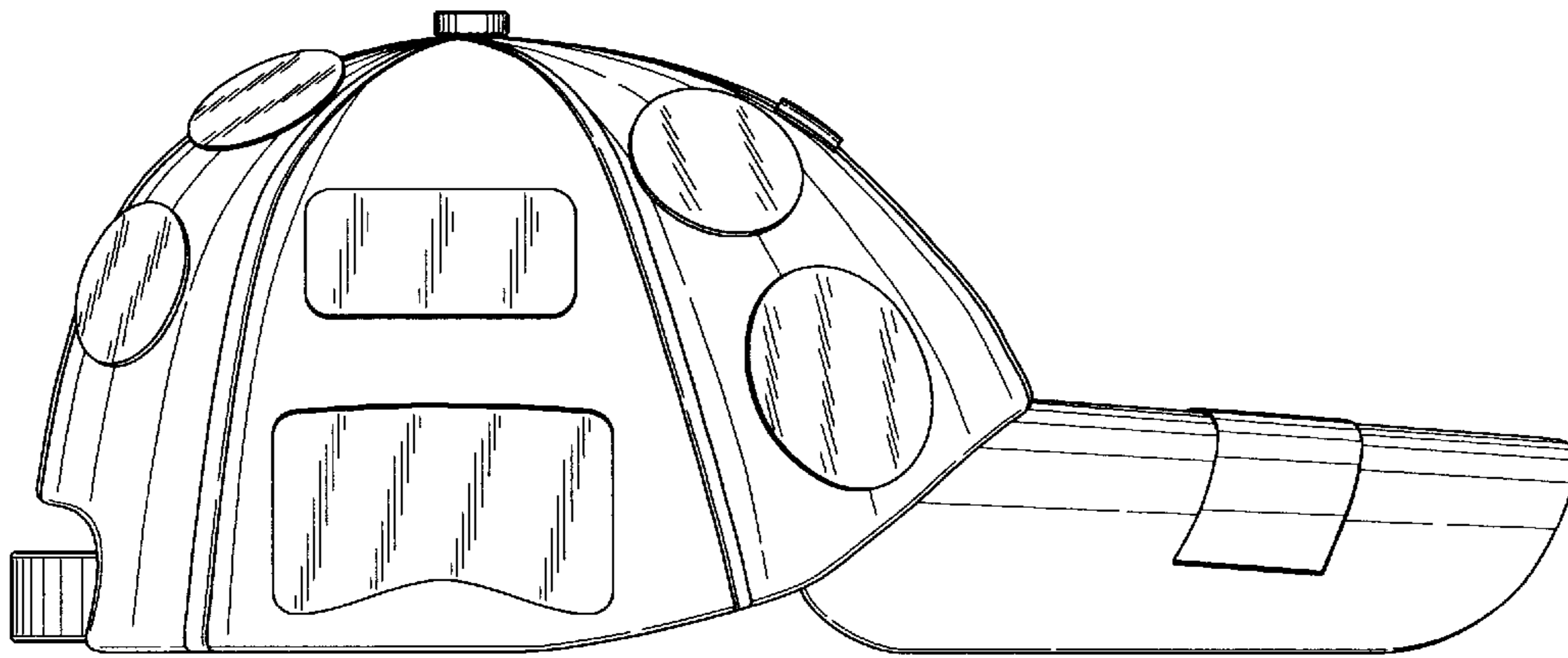
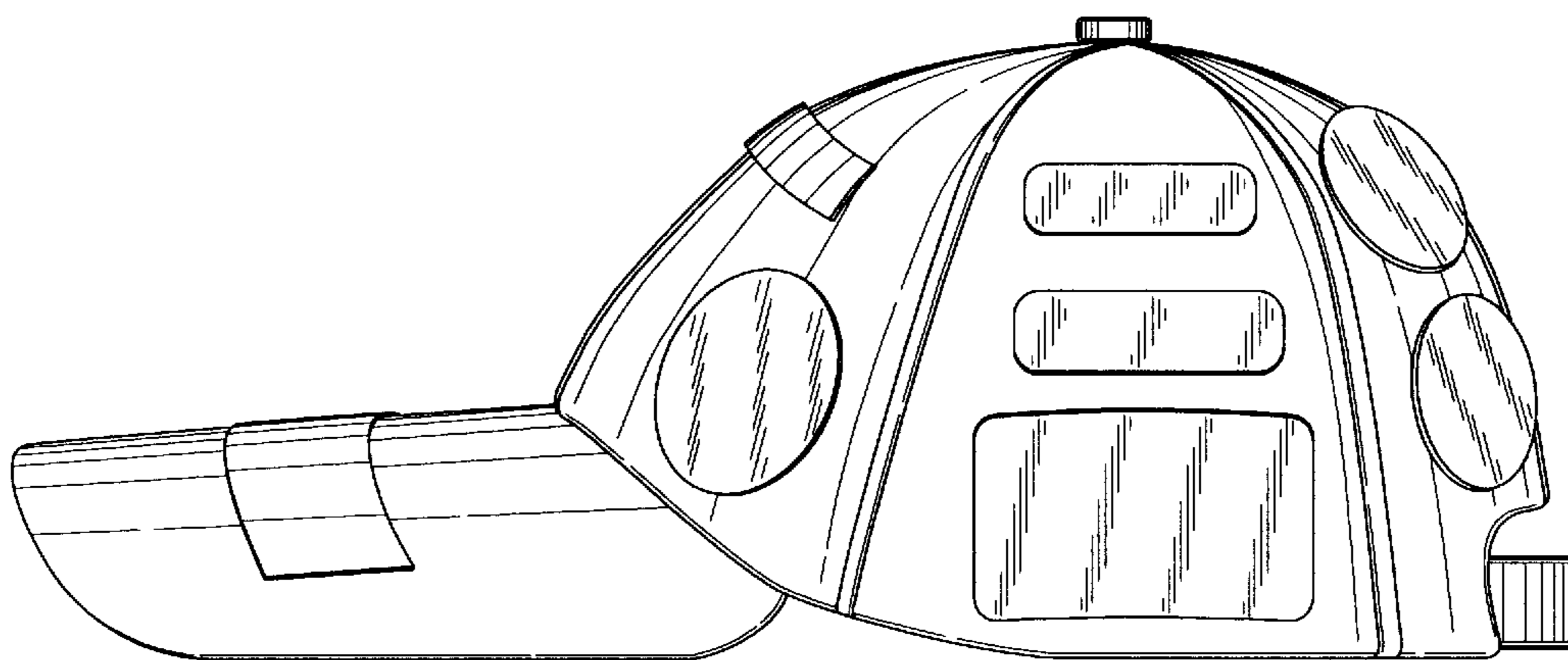


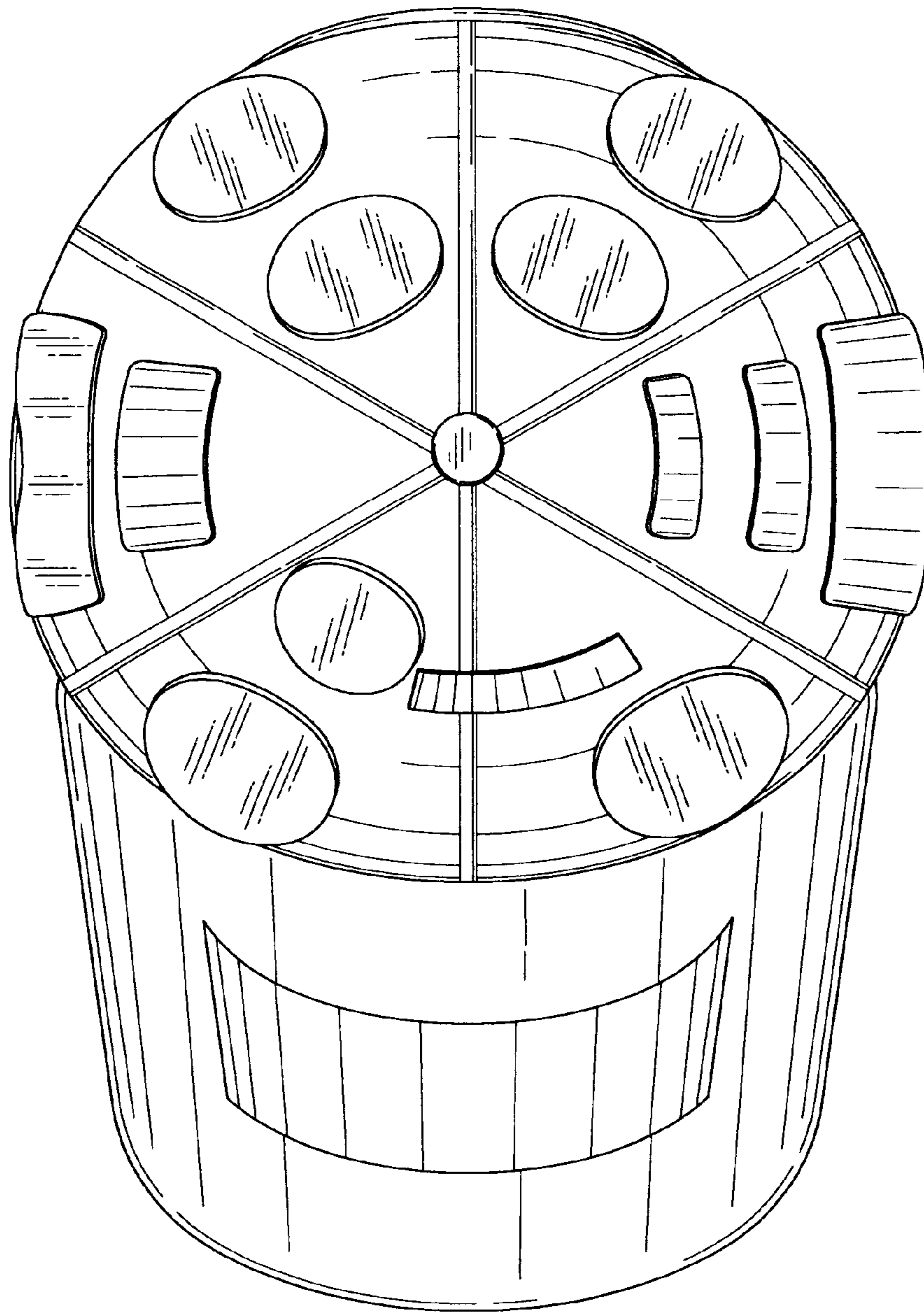
Fig. 1



**Fig. 2**



**Fig. 3**



**Fig. 4**