

US00D543011S

(12) **United States Design Patent** (10) **Patent No.:** **US D543,011 S**
Waite (45) **Date of Patent:** **** May 22, 2007**

(54) **SWEAT SUIT POCKET COMBINATION**

(76) Inventor: **Steven D. Waite**, 1289 S. Camino
Santiago Dr., Pueblo West, CO (US)
81007

(**) Term: **14 Years**

(21) Appl. No.: **29/191,112**

(22) Filed: **Dec. 8, 2003**

(51) **LOC (8) Cl.** **02-02**

(52) **U.S. Cl.** **D2/839**

(58) **Field of Classification Search** D2/716,
D2/735, 742, 771, 812, 820, 836, 851, 857,
D2/786, 828, 791; 2/172, 227-230, 247-252,
2/270

See application file for complete search history.

(56) **References Cited**

U.S. PATENT DOCUMENTS

D111,803 S	*	10/1938	Bailey	D2/857
D116,998 S	*	10/1939	Fracchia	D2/786
D300,280 S	*	3/1989	Gurrola	D2/831
D482,244 S	*	11/2003	Yamane	D7/625
2005/0198723 A1	*	9/2005	Green	2/93

* cited by examiner

Primary Examiner—Doris Clark

Assistant Examiner—Michael Pratt

(74) *Attorney, Agent, or Firm*—G. F. Gallinger

(57) **CLAIM**

The ornamental design for a sweat suit pocket combination, as shown and described.

DESCRIPTION

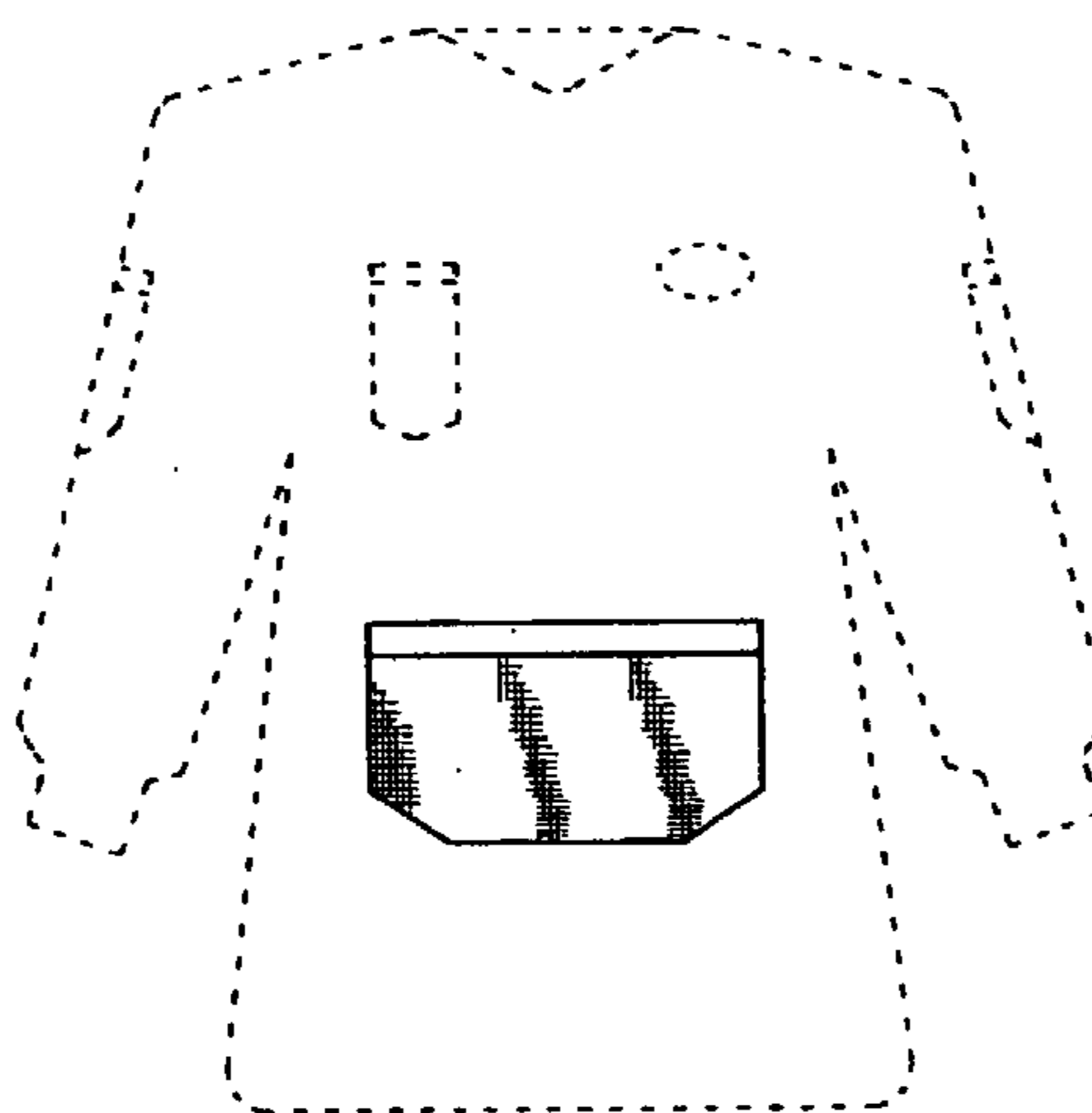
FIG. 1 is a front view of a sweat suit pocket combination showing my new design of the upper portion of the sweat suit.

FIG. 2 is a right side elevation view of the sweat suit pocket combination shown on the bottom portion of the sweat suit. The zigzag design on the side of the pocket is intended to indicate where a side portion of the pocket is elasticized; and,

FIG. 3 is a left side elevation view of the sweat suit pocket combination shown on the bottom portion of the sweat suit. The zigzag design on the side of the pocket is intended to indicate where a side portion of the pocket is elasticized.

The broken line showing of a sweat suit and pants is for illustrative purposes only and forms no part of the claimed design.

1 Claim, 1 Drawing Sheet



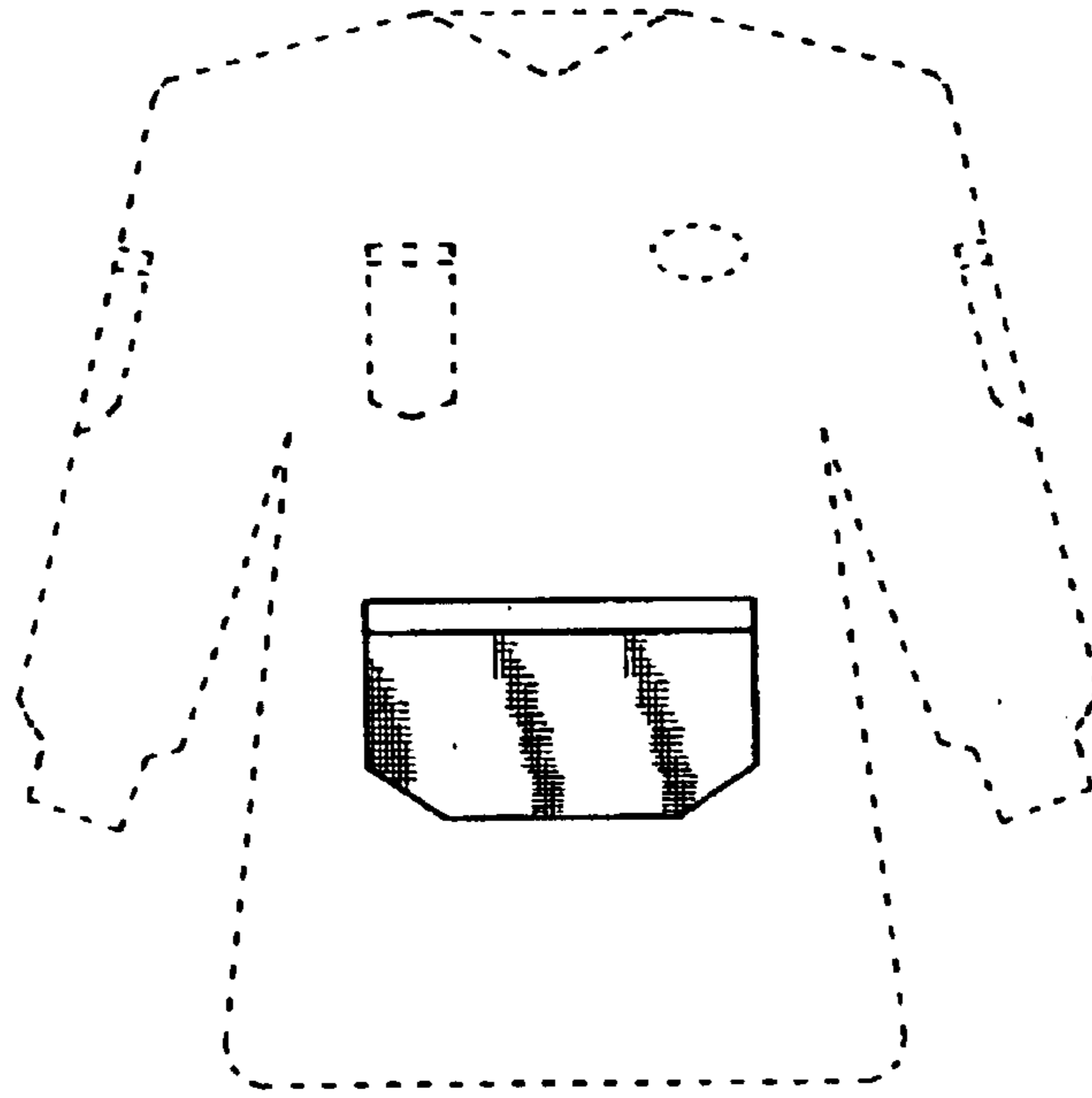


FIG. 1

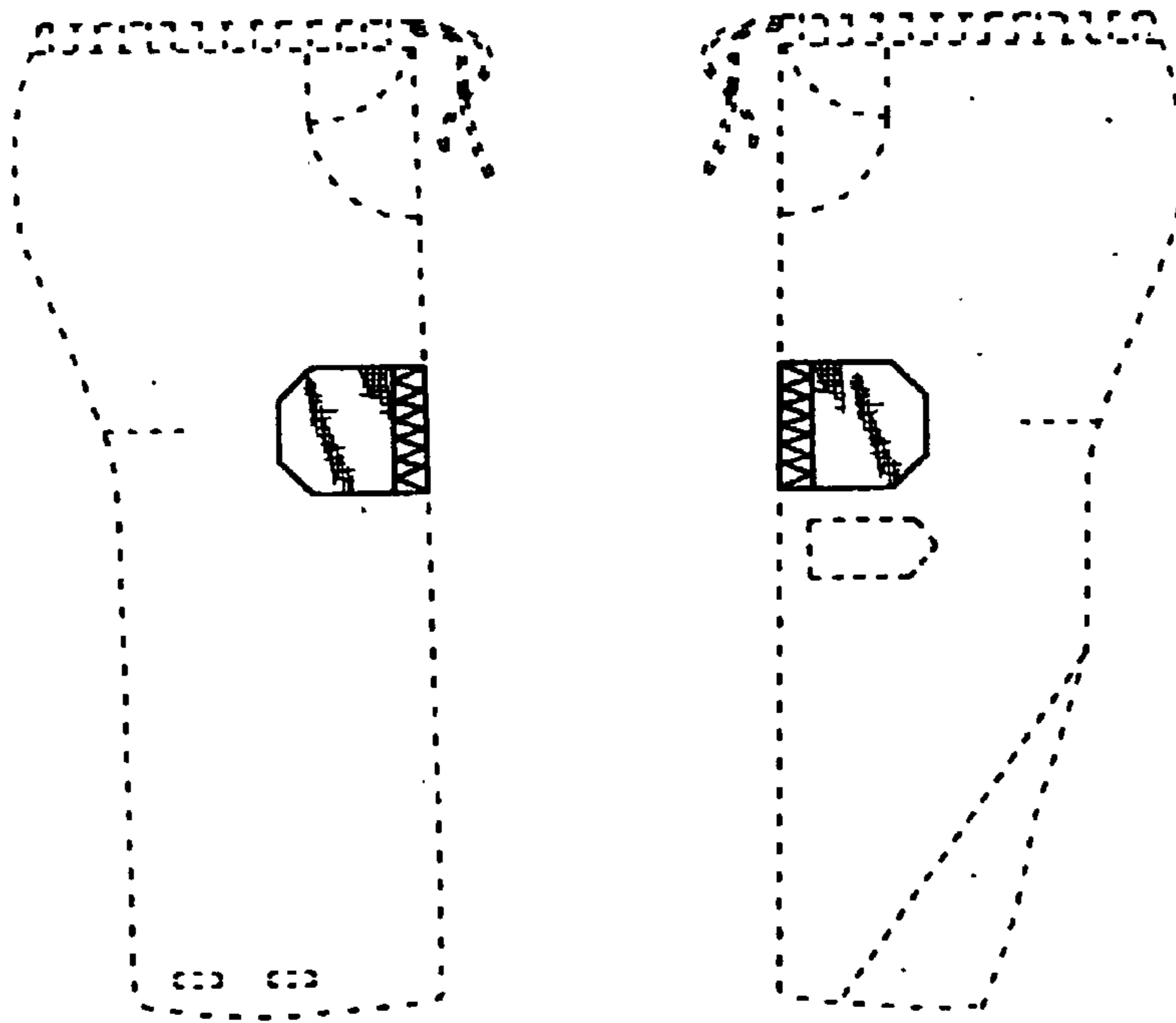


FIG. 2

FIG. 3