

US00D543007S

(12) **United States Design Patent**  
**Beckerman**

(10) **Patent No.:** **US D543,007 S**

(45) **Date of Patent:** **\*\* May 22, 2007**

(54) **SHIRT**

(76) **Inventor:** **Brad Beckerman**, 2415 Michigan Ave.,  
Bldg. H, Suite D, Santa Monica, CA  
(US) 90404

(\*\*) **Term:** **14 Years**

(21) **Appl. No.:** **29/257,049**

(22) **Filed:** **Mar. 29, 2006**

**Related U.S. Application Data**

(62) Division of application No. 29/204,272, filed on Apr. 27,  
2004.

(51) **LOC (8) Cl.** ..... **02-02**

(52) **U.S. Cl.** ..... **D2/717; D2/840**

(58) **Field of Classification Search** ..... D2/717,  
D2/718, 728, 749-751, 828-831, 836, 839,  
D2/840, 842, 977; 2/113-115, 243.1, 244,  
2/270, 272, 274, 275; 112/22, 23, 25, 31-36,  
112/54, 450, 451

See application file for complete search history.

(56) **References Cited**

**U.S. PATENT DOCUMENTS**

260,694 A \* 7/1882 Lubin ..... 2/275  
2,099,431 A \* 11/1937 Reeb ..... 2/126  
D192,135 S \* 1/1962 Tiso ..... D2/750  
3,449,765 A \* 6/1969 Beard et al. .... 2/113  
D279,042 S \* 6/1985 Aquilina et al. .... D2/743

5,359,950 A \* 11/1994 Schellas ..... 112/417  
5,372,506 A \* 12/1994 Hambright ..... 434/84  
5,784,717 A \* 7/1998 Singer ..... 2/79  
D421,674 S \* 3/2000 King ..... D2/750  
6,148,442 A \* 11/2000 Porter ..... 2/69  
6,298,485 B1 \* 10/2001 Heller ..... 2/70  
2004/0111783 A1 \* 6/2004 Lee ..... 2/93

\* cited by examiner

*Primary Examiner*—Ian Simmons

*Assistant Examiner*—R. Johnson

(74) *Attorney, Agent, or Firm*—Ostrolenk, Faber, Gerb &  
Soffen, LLP

(57) **CLAIM**

I claim the ornamental design for a shirt, as shown and  
described.

**DESCRIPTION**

FIG. 1 is a perspective view of a shirt showing my new  
design;

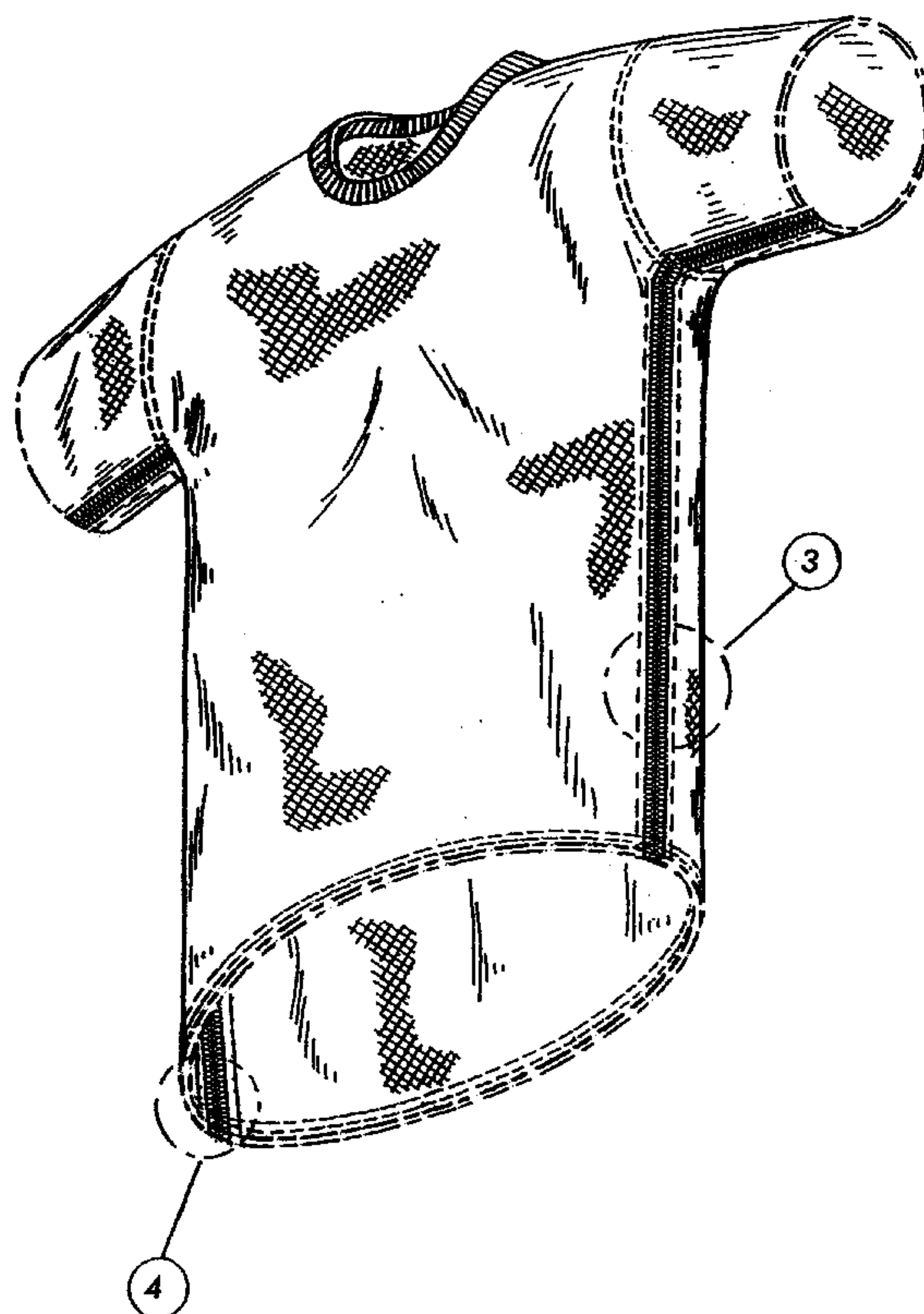
FIG. 2 is a left side elevational view thereof;

FIG. 3 is an enlarged fragmentary view of the stitching  
shown in area 3 of FIGS. 1 and 2; and,

FIG. 4 is an enlarged fragmentary view of the stitching  
shown in area 4 of FIG. 1.

The broken lines on the surface of the shirt in FIGS. 1 and  
2 represent stitching. The broken lines at the sleeves and  
around the bottom edge of the shirt in FIGS. 1 and 2  
represent the boundary of the design.

**1 Claim, 2 Drawing Sheets**



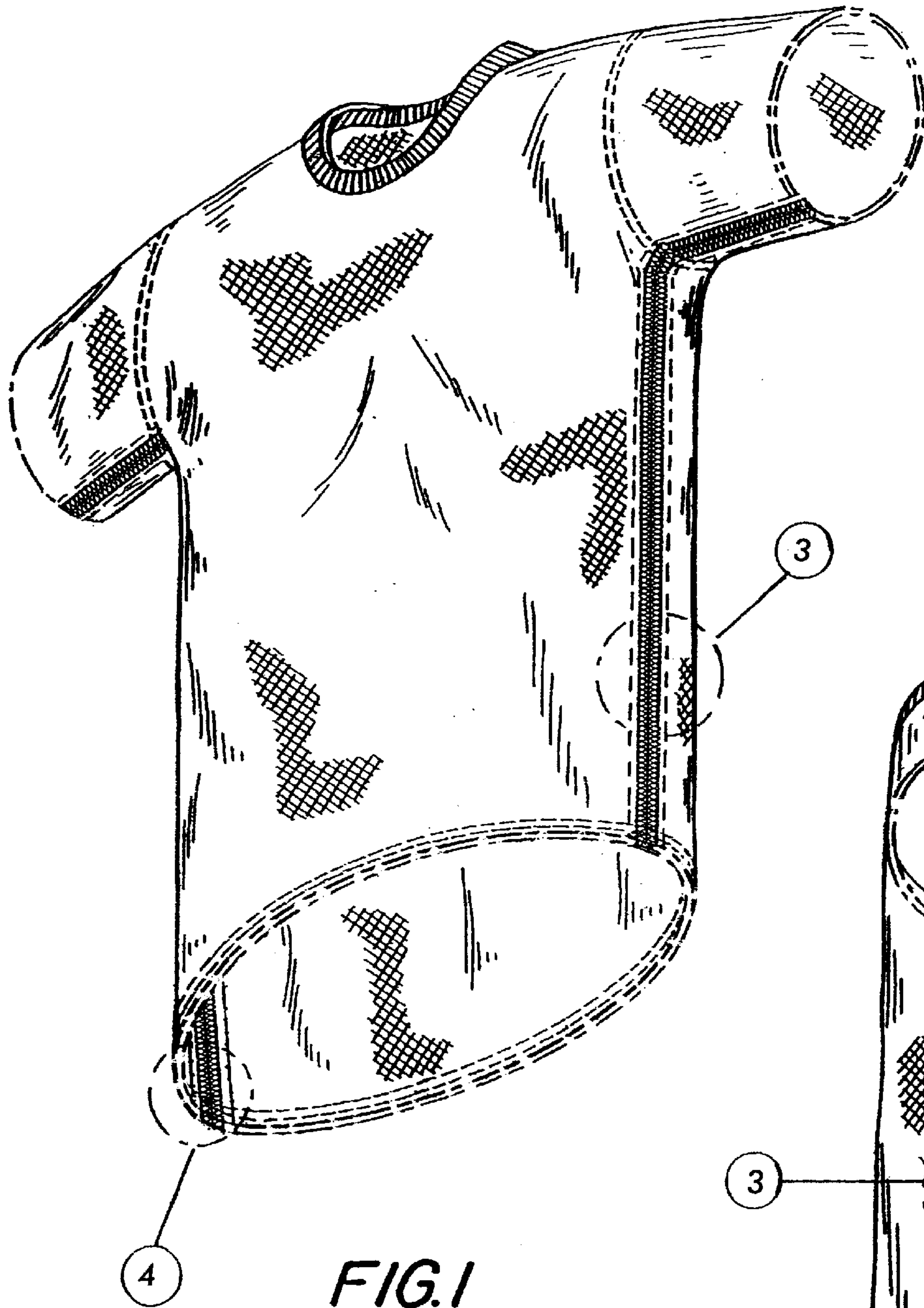
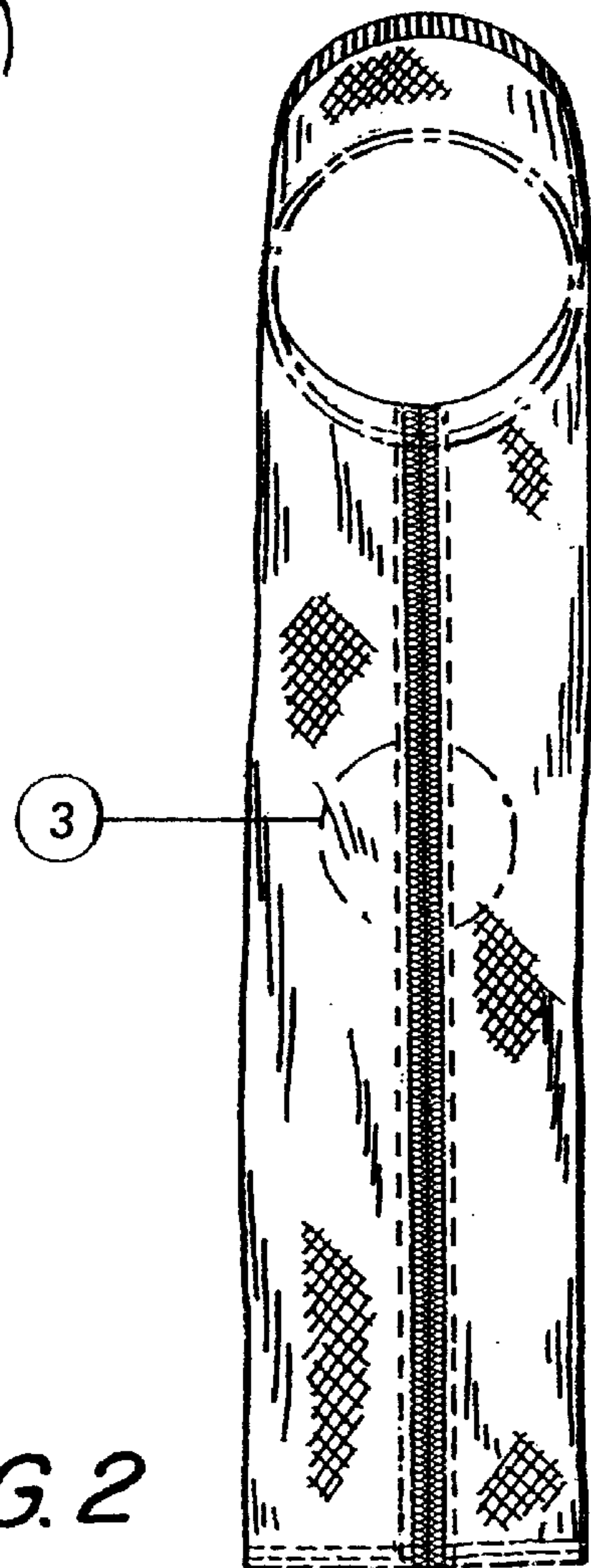
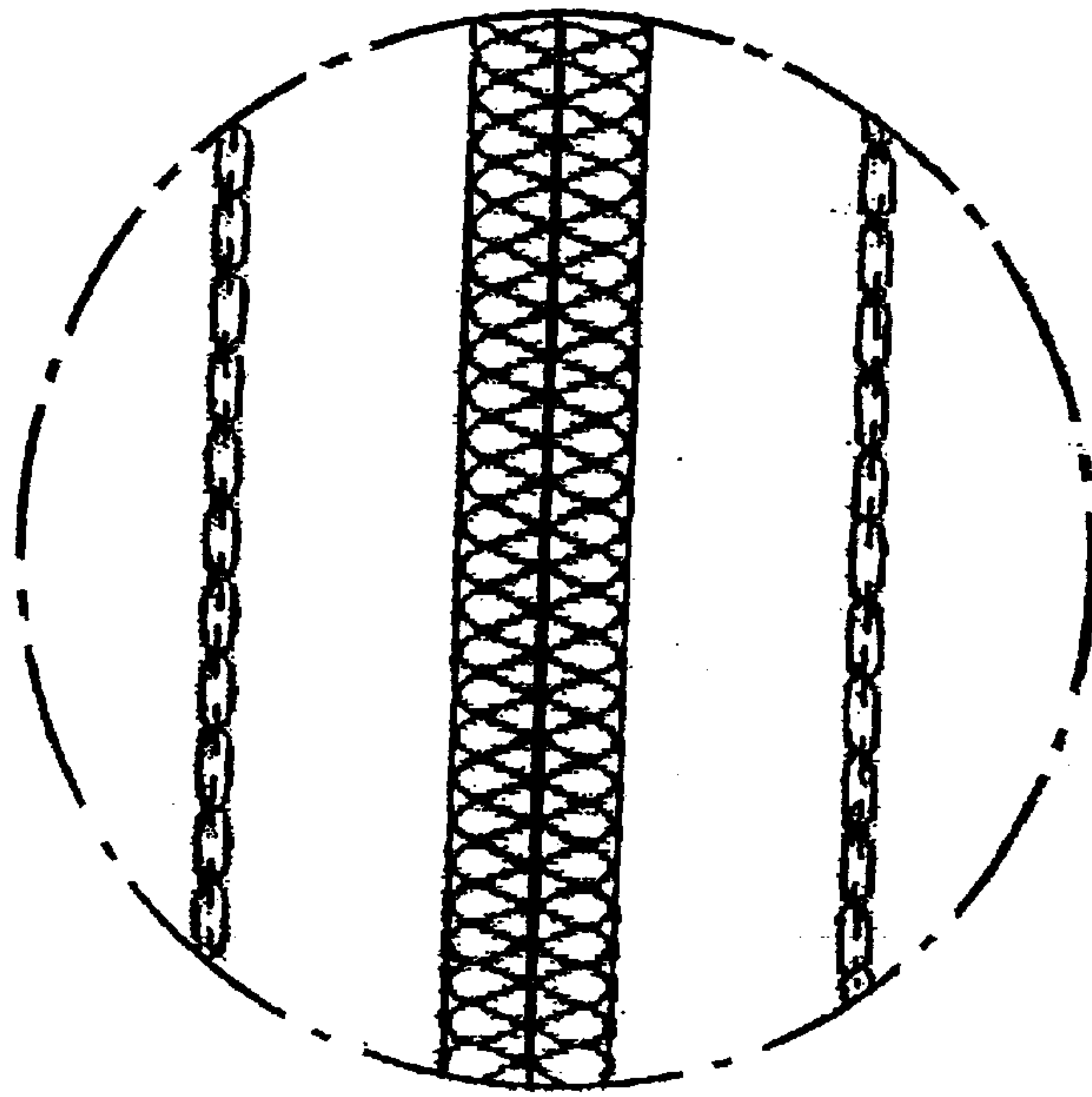
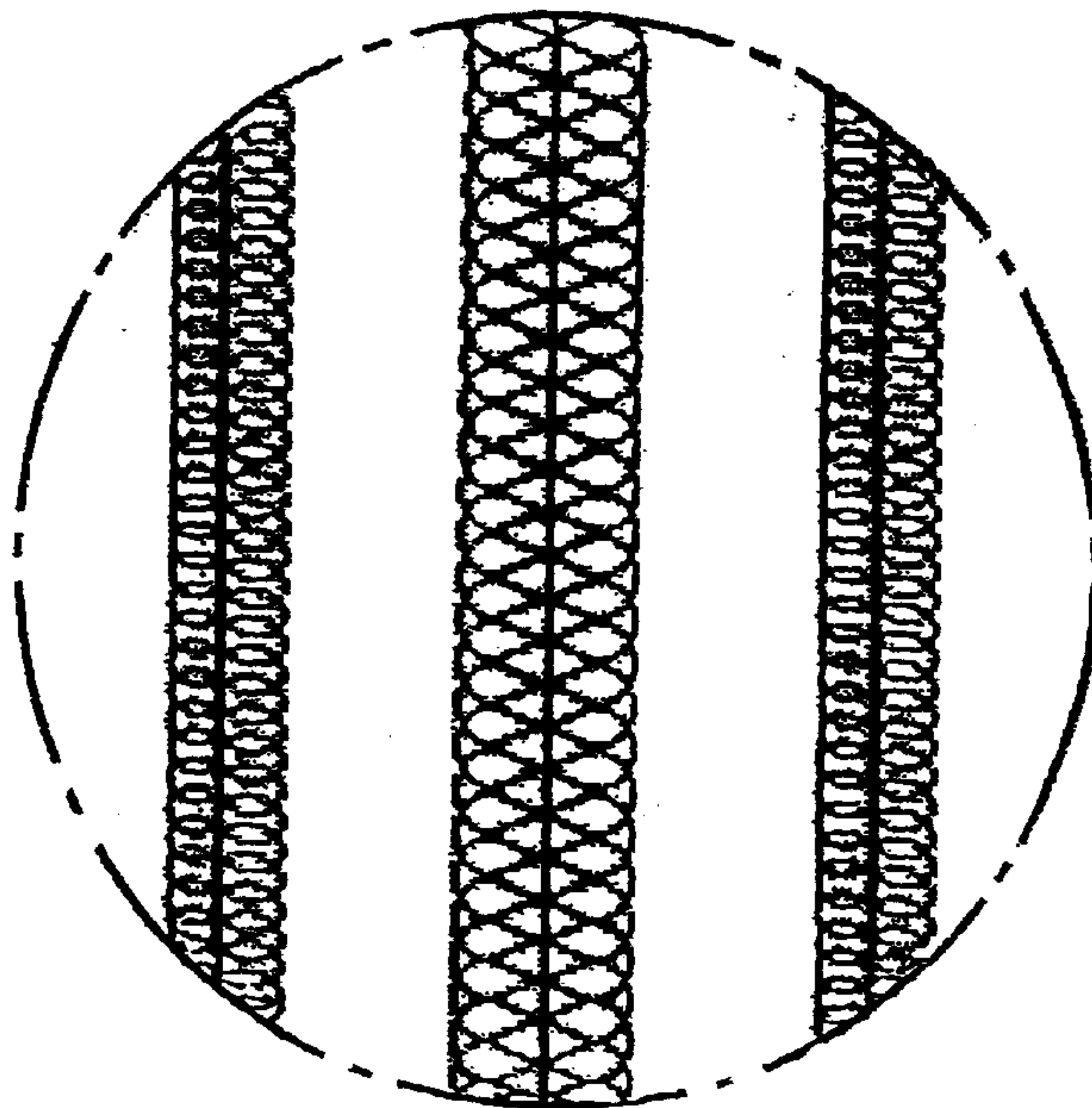


FIG. 2





*FIG. 3*



*FIG. 4*