

US00D542972S

(12) **United States Design Patent** (10) **Patent No.:** **US D542,972 S**
Pryor et al. (45) **Date of Patent:** **** May 15, 2007**

(54) **RAZOR HEAD**
 (75) Inventors: **James Pryor**, Sheffield (GB); **Rachel Russell**, Slough (GB)
 (73) Assignee: **Reckitt Benckiser (UK) Limited**, Berkshire (GB)
 (**) Term: **14 Years**

D508,296 S 8/2005 Dibnah et al.
 D509,322 S 9/2005 Wonderley et al.
 D511,024 S 10/2005 Dombrowski et al.
 D512,181 S 11/2005 Dibnah et al.
 D515,243 S 2/2006 Dibnah et al.
 D516,244 S 2/2006 Efthimiadis et al.
 D524,986 S * 7/2006 Prudden, Jr. D28/47
 2005/0028370 A1 * 2/2005 Pennella 30/34.05

(21) Appl. No.: **29/256,119**
 (22) Filed: **Mar. 15, 2006**
 (30) **Foreign Application Priority Data**
 Sep. 16, 2005 (EM) 000402177-0024
 (51) **LOC (8) Cl.** **28-03**
 (52) **U.S. Cl.** **D28/47**
 (58) **Field of Classification Search** 30/30,
 30/32, 48, 50, 346.5-346.61; D28/44, 44.1,
 D28/45-48
 See application file for complete search history.

FOREIGN PATENT DOCUMENTS

DE M9707648 11/1997
 DE M9707653 11/1997
 DE 40203253 6/2002
 EM 000111422-0001 12/2003
 EM 000111513-0001 12/2003
 EM 000190194-0001 6/2004
 EM 000190855-0001 6/2004

(Continued)

Primary Examiner—Jennifer Rivard
 (74) *Attorney, Agent, or Firm*—Merchant & Gould P.C.

(57) **CLAIM**

The ornamental design for a razor head, as shown and described.

(56) **References Cited**


U.S. PATENT DOCUMENTS

D249,968 S 10/1978 Kiraly
 D249,969 S 10/1978 Weideskog
 D250,775 S 1/1979 Chen
 D293,036 S 12/1987 Iten et al.
 D354,586 S 1/1995 Grange
 D392,418 S 3/1998 Gray
 D403,811 S * 1/1999 Brown et al. D28/47
 D404,527 S 1/1999 Gray
 D406,393 S 3/1999 Gray
 D407,849 S 4/1999 Gray
 D415,315 S * 10/1999 Swanson et al. D28/47
 D428,203 S 7/2000 Zwonitzer et al.
 D445,958 S 7/2001 Dansreau et al.
 D458,410 S 6/2002 Shepperson
 D478,687 S 8/2003 Provost
 D482,161 S 11/2003 Yamagishi et al.
 D491,690 S 6/2004 Yamashita
 D495,828 S 9/2004 Ham et al.
 D500,170 S 12/2004 Jung

DESCRIPTION

FIG. 1 is front and left perspective view of a razor head according to the present invention;
 FIG. 2 is a front view of the razor head according to the present invention;
 FIG. 3 is a back view of the razor head according to the present invention;
 FIG. 4 is a top view of the razor head according to the present invention;
 FIG. 5 is a bottom view of the razor head according to the present invention;
 FIG. 6 is a left side view of the razor head according to the present invention; and,
 FIG. 7 is a right side view of the razor head according to the present invention.

1 Claim, 1 Drawing Sheet



FOREIGN PATENT DOCUMENTS					
			GB	2079426	4/1998
			GB	3001901	2/2002
EM	000190871-0001	6/2004	GB	3013046	6/2003
EM	000210521-0001	7/2004	GB	3015445	12/2003
EM	000225420-0001	9/2004	GB	3015446	12/2003
EM	000263348-0001	11/2004	GB	3015447	12/2003
EM	000388582-0001	8/2005	GB	3015448	12/2003
EM	000403993-0001	9/2005	GB	3015449	12/2003
EM	000404009-0001	9/2005	GB	3015450	12/2003
EM	000408786-0001	9/2005	GB	3015451	12/2003
EM	000408786-0002	9/2005	GB	3016039	2/2004
EM	000408786-0003	9/2005			
EM	000408786-0004	9/2005			

* cited by examiner




Fig. 1.

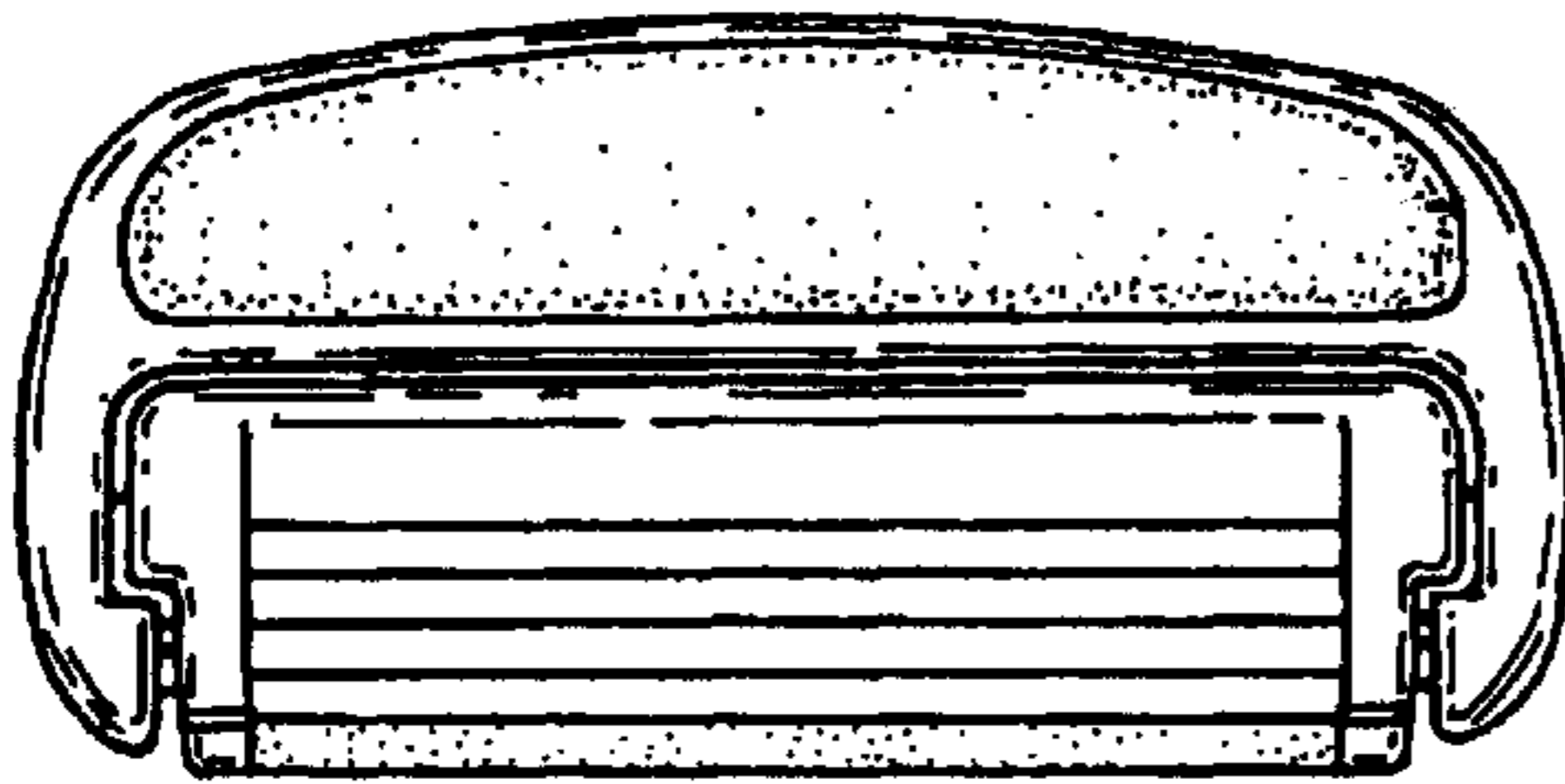


Fig. 2.

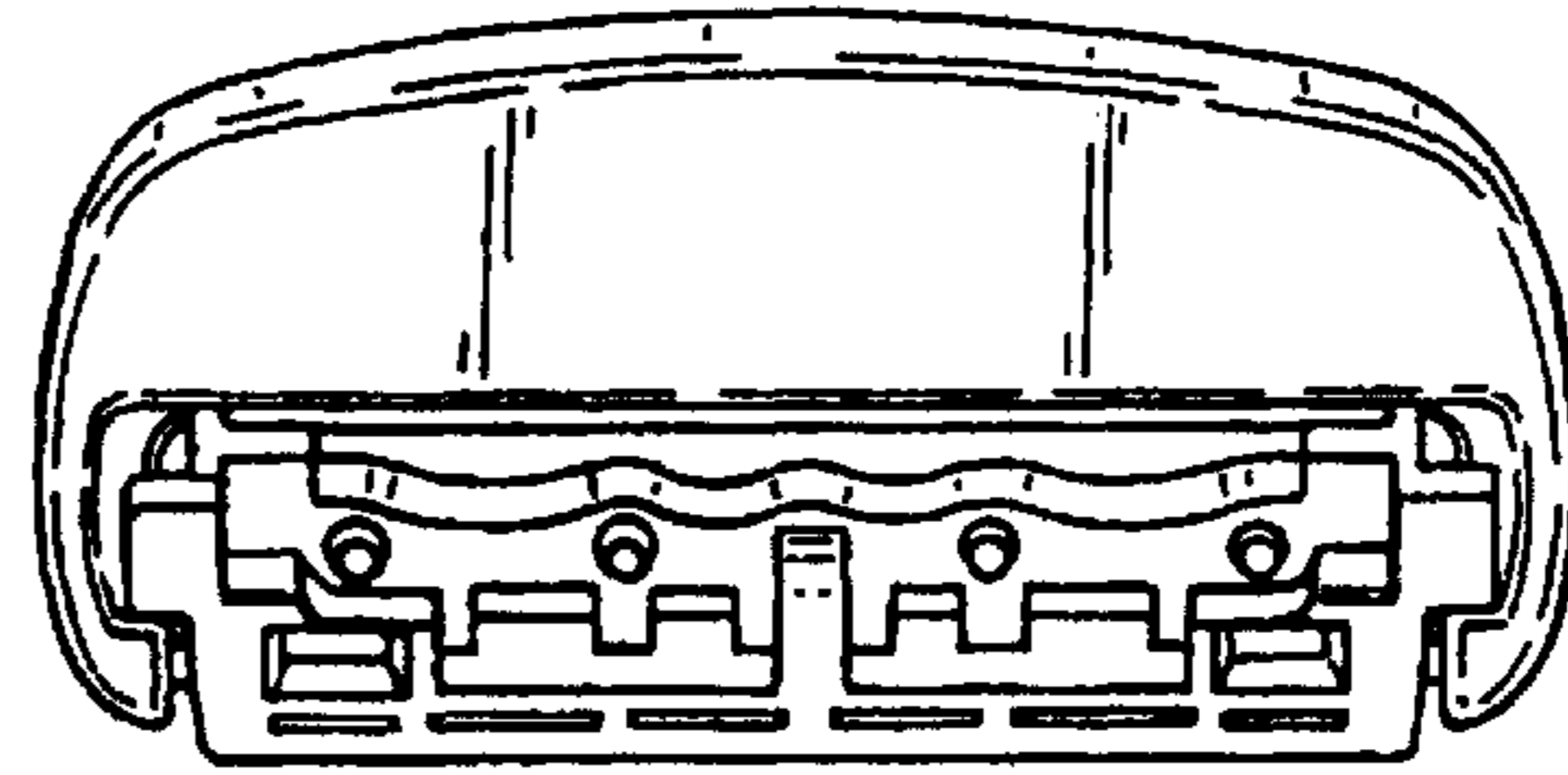


Fig. 3.




Fig. 4.

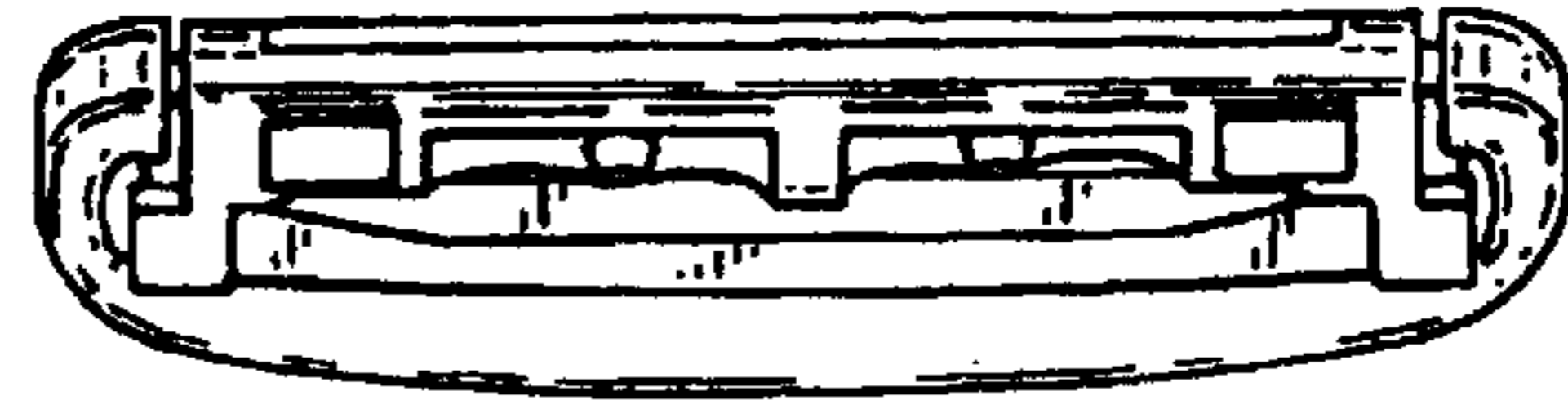


Fig. 5.

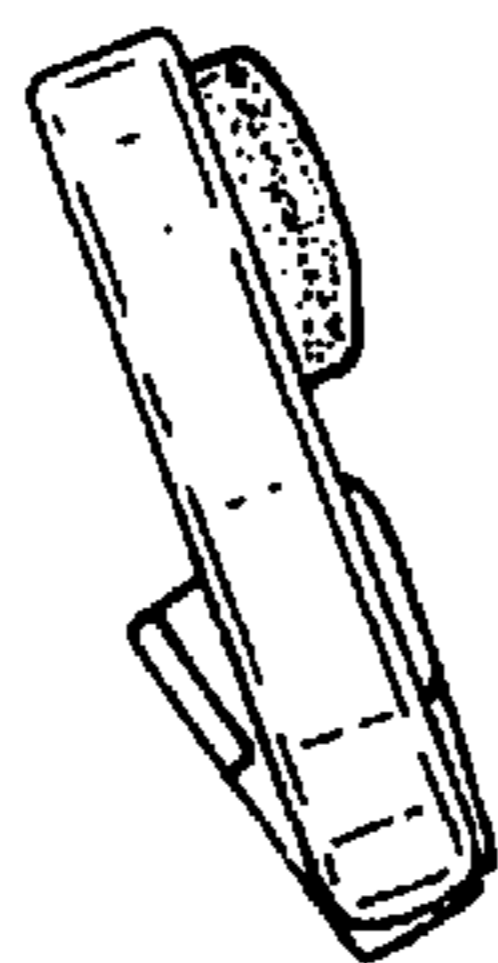


Fig. 6.

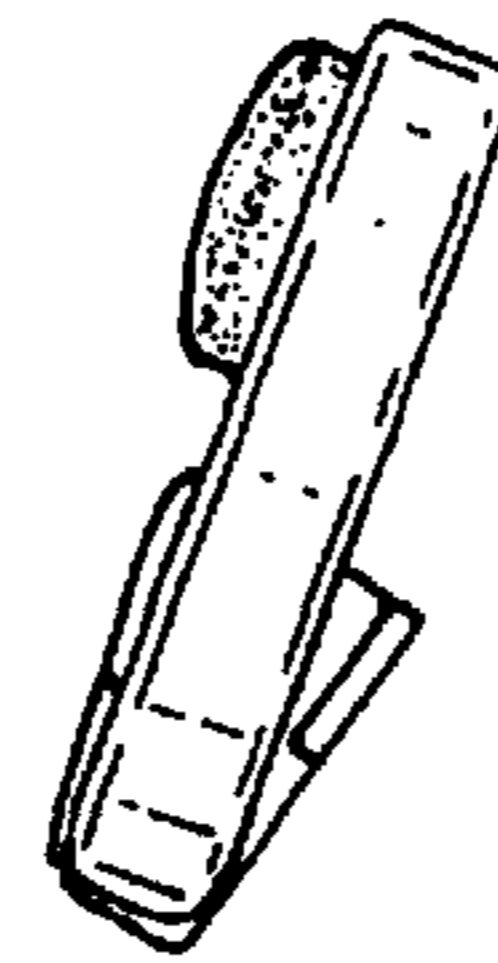


Fig. 7.