

US00D542971S

(12) **United States Design Patent** (10) **Patent No.:** **US D542,971 S**
Shidler et al. (45) **Date of Patent:** **** May 15, 2007**

(54) **DECORATIVE HAIR ACCESSORY**

(76) Inventors: **Sandra J. Shidler**, 248 Village Tree Dr., Highland Village, TX (US) 75077;
Dalia C. Coronado, 6690 Half Elm, Frisco, TX (US) 75034

(**) Term: **14 Years**

(21) Appl. No.: **29/251,948**

(22) Filed: **Jan. 17, 2006**

(51) **LOC (8) Cl.** **28-03**

(52) **U.S. Cl.** **D28/41**

(58) **Field of Classification Search** D28/25,
D28/32, 33, 39, 40, 41, 43; D2/865; D11/184,
D11/202; 132/101, 126, 128, 129, 130, 131,
132/144, 148, 219, 273–284; 428/4, 5
See application file for complete search history.

(56) **References Cited**

U.S. PATENT DOCUMENTS

3,201,952	A	*	8/1965	Triangolo	63/43
3,283,339	A	*	11/1966	Heifetz	2/244
D206,985	S	*	2/1967	Heifetz	D28/41
4,910,051	A	*	3/1990	Pickering et al.	428/4
D343,508	S	*	1/1994	Jones	D2/606
D457,105	S	*	5/2002	Yedlin et al.	D11/184

* cited by examiner

Primary Examiner—Janice Seeger

Assistant Examiner—Zenia Bennett

(74) *Attorney, Agent, or Firm*—Scott L. Harper; Carstens & Cahoon, LLP

(57) **CLAIM**

The ornamental design for a decorative hair accessory, as shown and described.

DESCRIPTION

FIG. 1 is a perspective view of the decorative hair accessory of the present invention;

FIG. 2 is a top elevation view of the decorative hair accessory of the present invention;

FIG. 3 is a left side elevation view of the decorative hair accessory of the present invention;

FIG. 4 is a right side elevation view of the decorative hair accessory of the present invention;

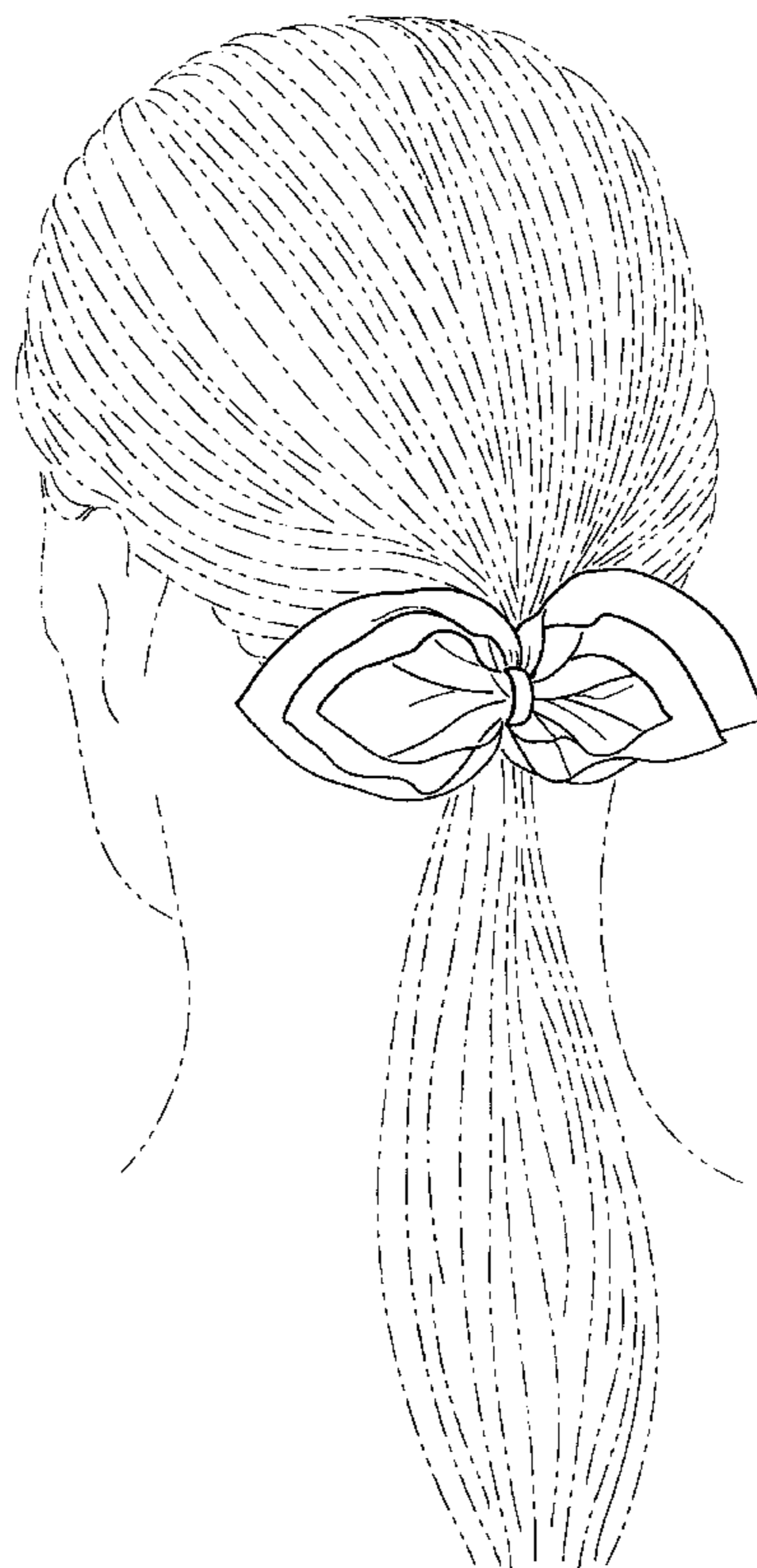
FIG. 5 is a bottom elevation view of the decorative hair accessory of the present invention;

FIG. 6 is a front elevation view of the decorative hair accessory of the present invention; and,

FIG. 7 is a back elevation view of the decorative hair accessory of the present invention.

The broken lines in the drawing are for illustrative purposes only and form no part of the claimed design.

1 Claim, 3 Drawing Sheets



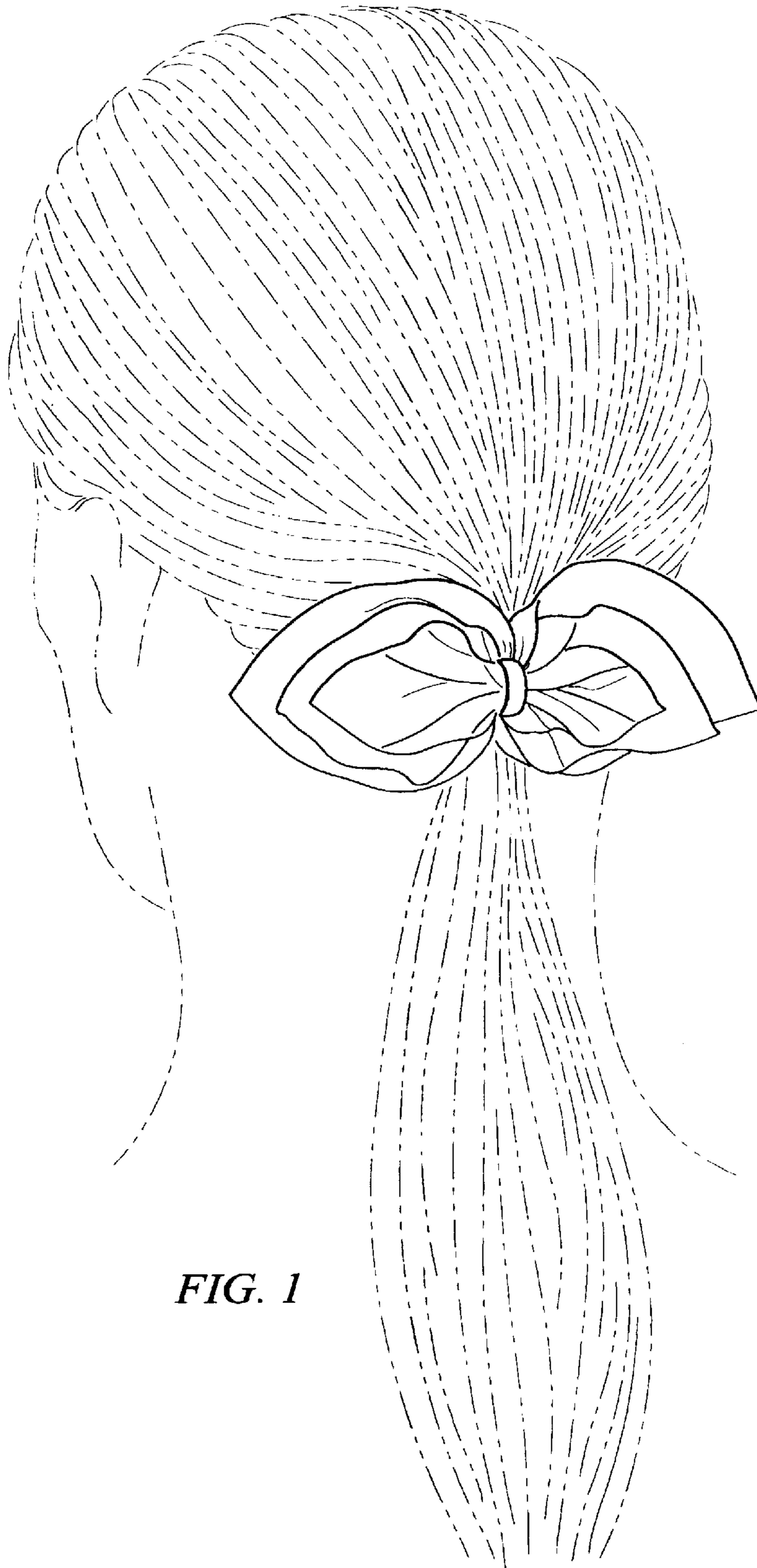


FIG. 1

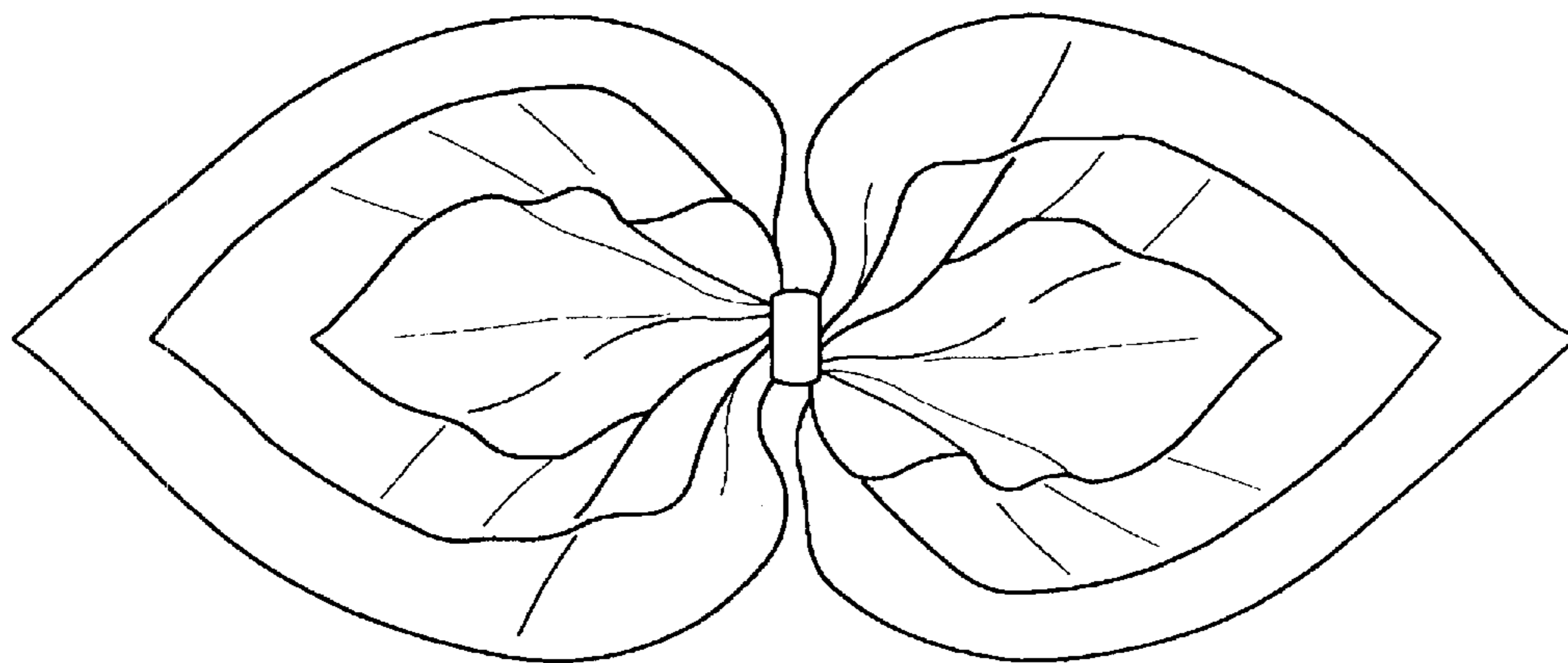


FIG. 2



FIG. 3



FIG. 4

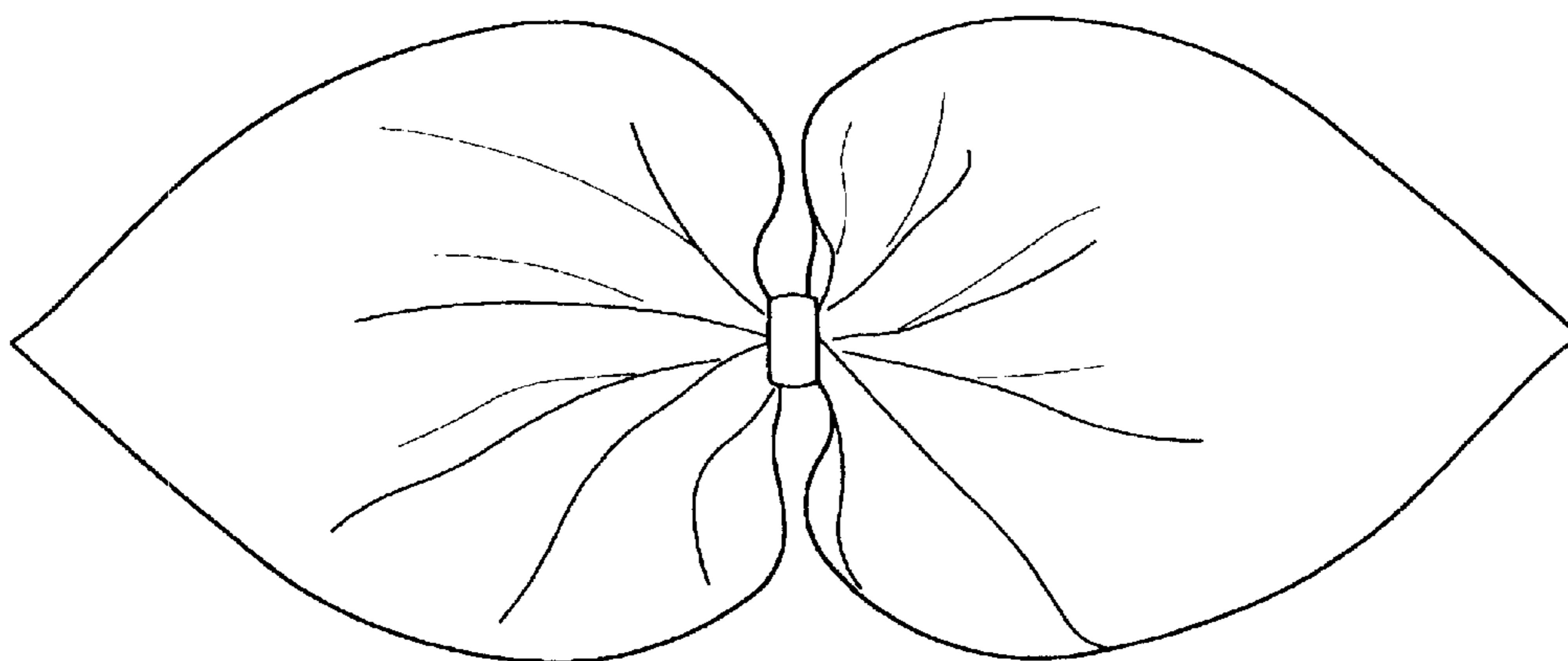


FIG. 5



FIG. 6



FIG. 7