



US00D542964S

(12) **United States Design Patent** (10) **Patent No.:** **US D542,964 S**  
**Young** (45) **Date of Patent:** **\*\* May 15, 2007**

(54) **LIGHT FIXTURE**

(75) Inventor: **Stanfield Young**, Los Alamitos, CA (US)

(73) Assignee: **Minka Lighting, Inc.**, Corona, CA (US)

(\*\*) Term: **14 Years**

(21) Appl. No.: **29/228,268**

(22) Filed: **Apr. 21, 2005**

(51) **LOC (8) Cl.** ..... **26-99**

(52) **U.S. Cl.** ..... **D26/128**

(58) **Field of Classification Search** ..... D26/24, D26/51, 59, 72, 85, 88, 128, 129, 113, 118, D26/119, 123, 124; D23/377, 379, 370; 362/147, 362/253, 257, 326, 362, 363, 365, 373, 404  
See application file for complete search history.

(56) **References Cited**

**U.S. PATENT DOCUMENTS**

D48,358 S	*	1/1916	Adam	.....	D26/88
D87,923 S	*	10/1932	Hoffman	.....	D26/88
D109,660 S	*	5/1938	Hoeverler	.....	D26/88
4,342,073 A	*	7/1982	Ranten	.....	362/294
D399,332 S	*	10/1998	Greene et al.	.....	D26/88
D414,856 S	*	10/1999	Zuege	.....	D23/377
D425,610 S	*	5/2000	Gee, II	.....	D23/377
D467,681 S	*	12/2002	Hsu	.....	D26/129
D494,310 S	*	8/2004	Cline et al.	.....	D26/128

**OTHER PUBLICATIONS**

- U.S. Appl. No. 29/228,256.
- U.S. Appl. No. 29/228,283.
- U.S. Appl. No. 29/228,258.

U.S. Appl. No. 29/228,233.

Montecarlo Internet Catalog; Orbit; Model # MC-5OBR52BSD; printed from www.hansenwholesale.com on Apr. 22, 2005.

Casablanca Internet Catalog; Bel Air Halo; Model #CA38DH45T; printed from www.ceilingfanoutlet.com on May 13, 2005.

Artemide Internet Catalog; Musa Suspension; printed from www.artemide.us on May 13, 2005.

Artemide Internet Catalog; Giocasta Suspension; printed from www.artemide.us on May 13, 2005.

\* cited by examiner

*Primary Examiner*—Freda S. Nunn

*Assistant Examiner*—Kevin K. Rudzinski

(74) *Attorney, Agent, or Firm*—Baker & McKenzie LLP

(57) **CLAIM**

The ornamental design for a light fixture, as shown and described.

**DESCRIPTION**

FIG. 1 is a bottom perspective view of the light fixture in accordance with my design;

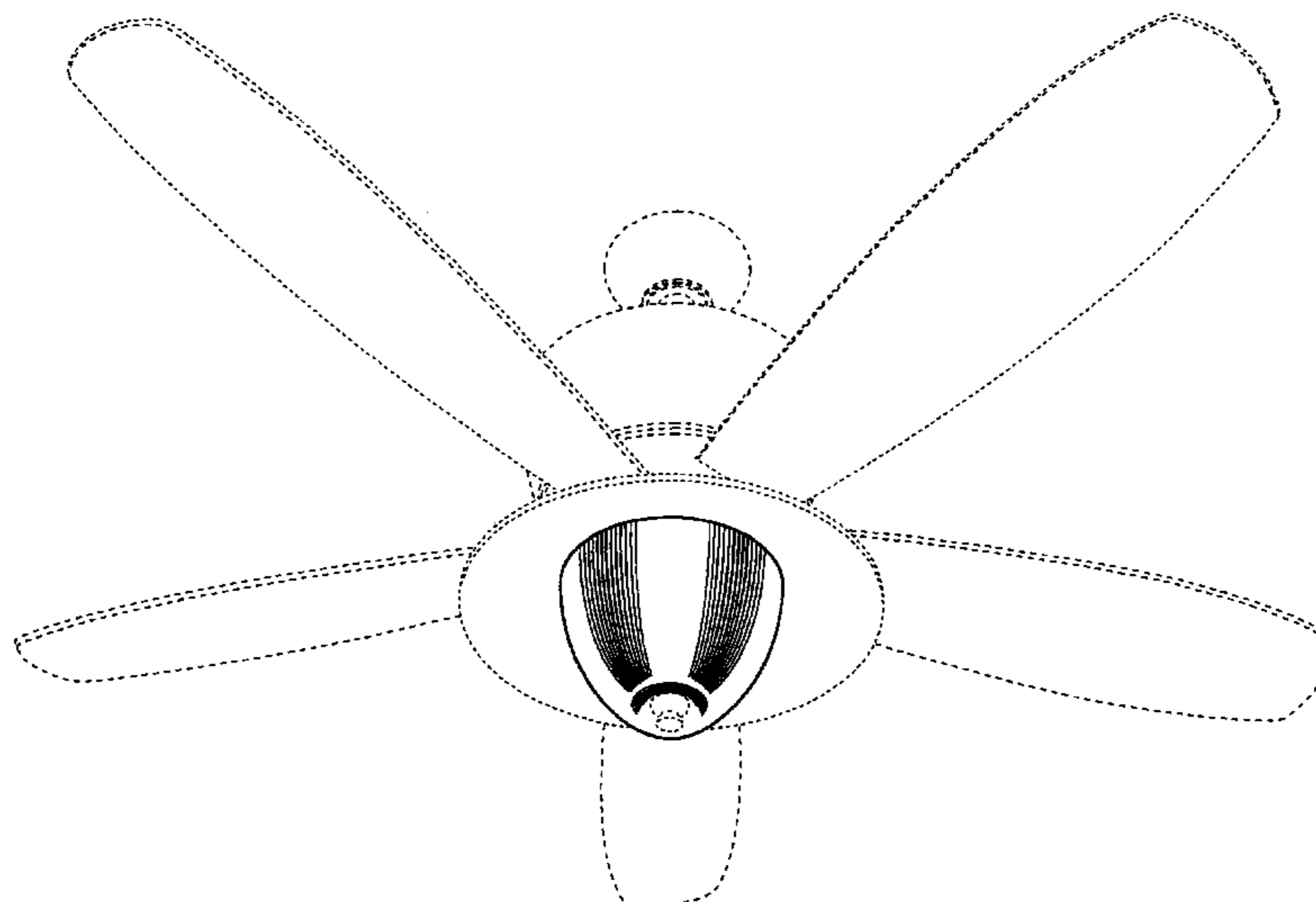
FIG. 2 is an enlarged bottom perspective view of the light fixture in accordance with my design;

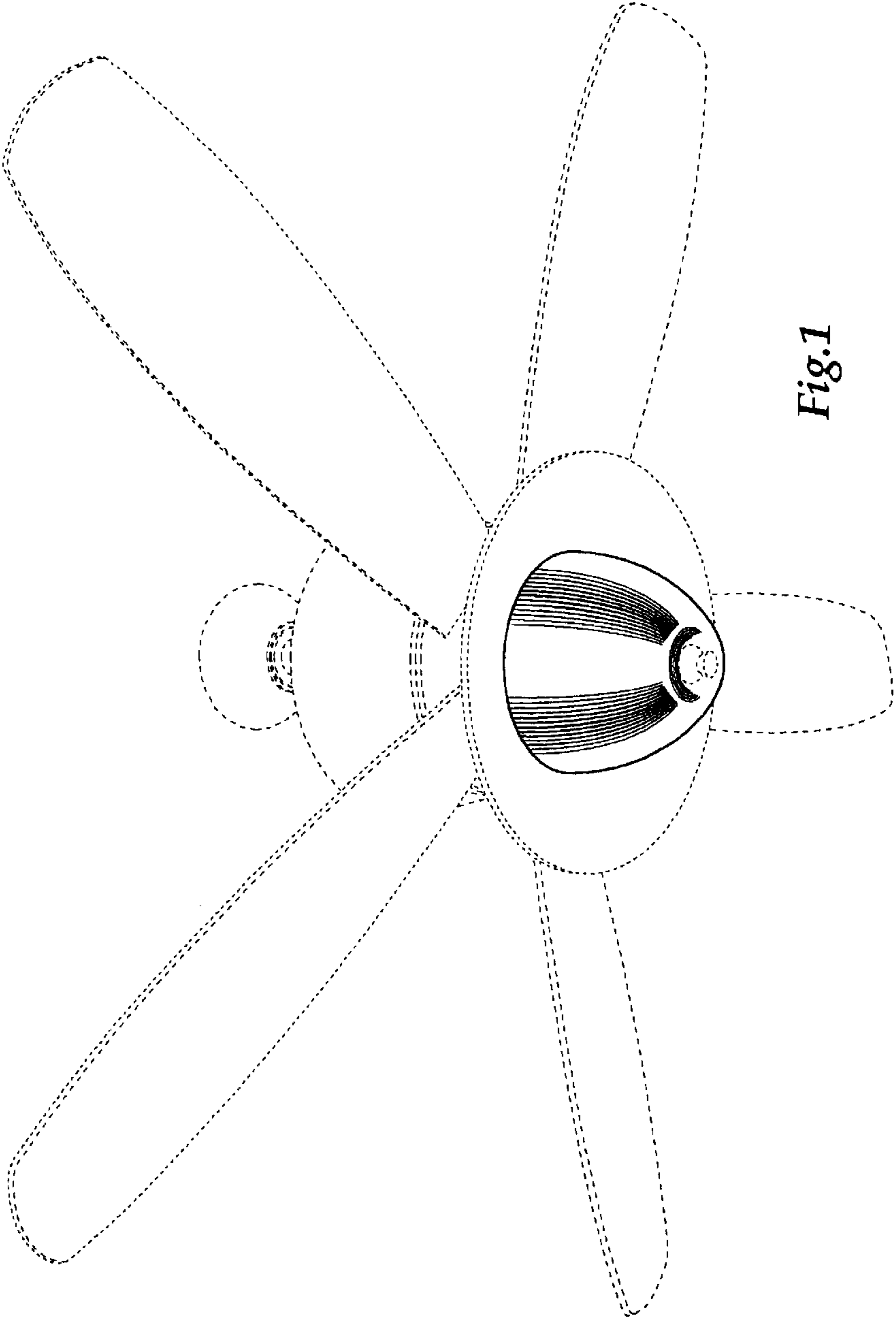
FIG. 3 is a bottom plan view of the light fixture in accordance with my design; and,

FIG. 4 is a side elevation view of the light fixture in accordance with my design.

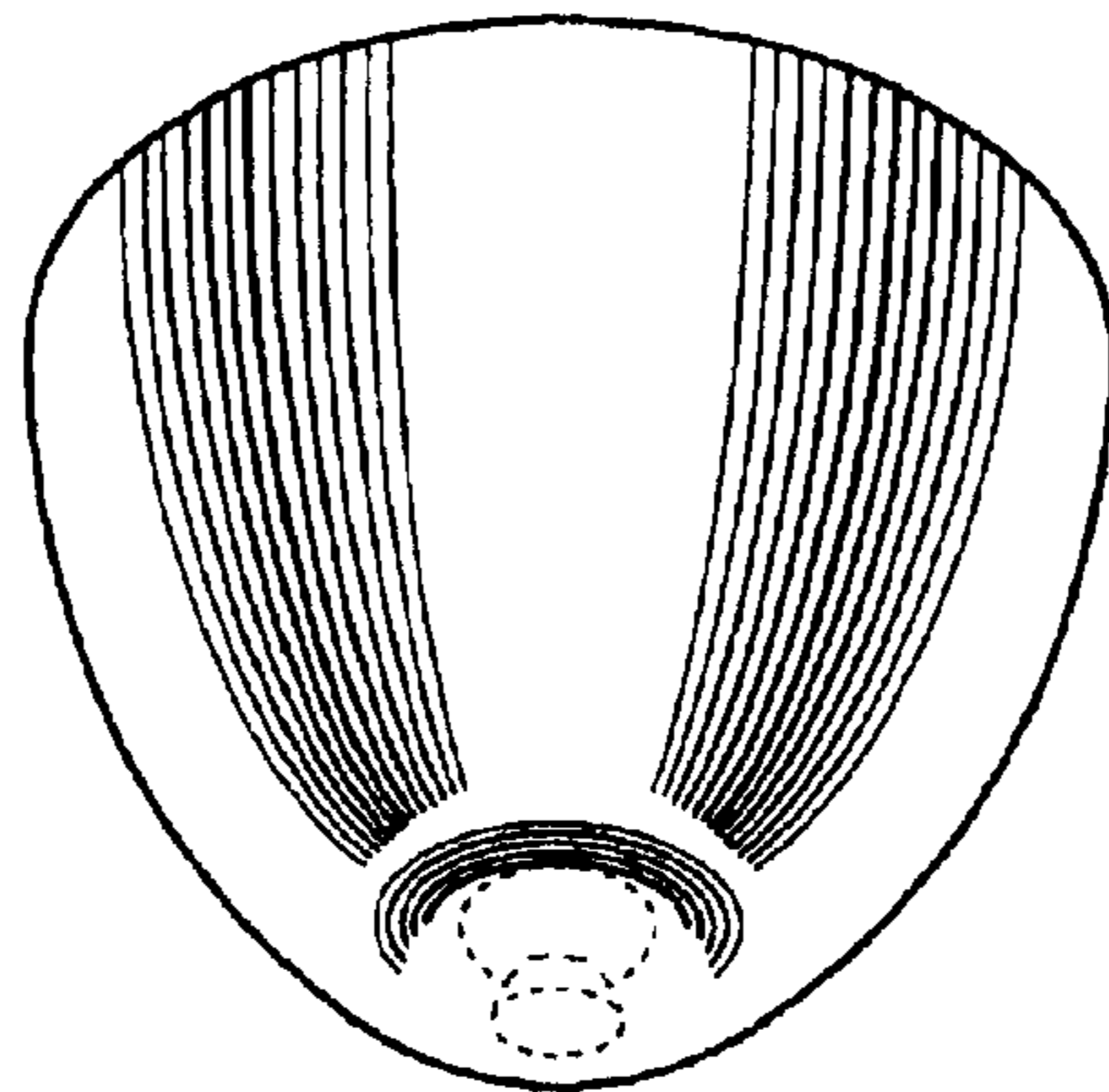
The broken lines showing environmental structure are for illustrative purposes and form no part of the claimed design.

**1 Claim, 2 Drawing Sheets**

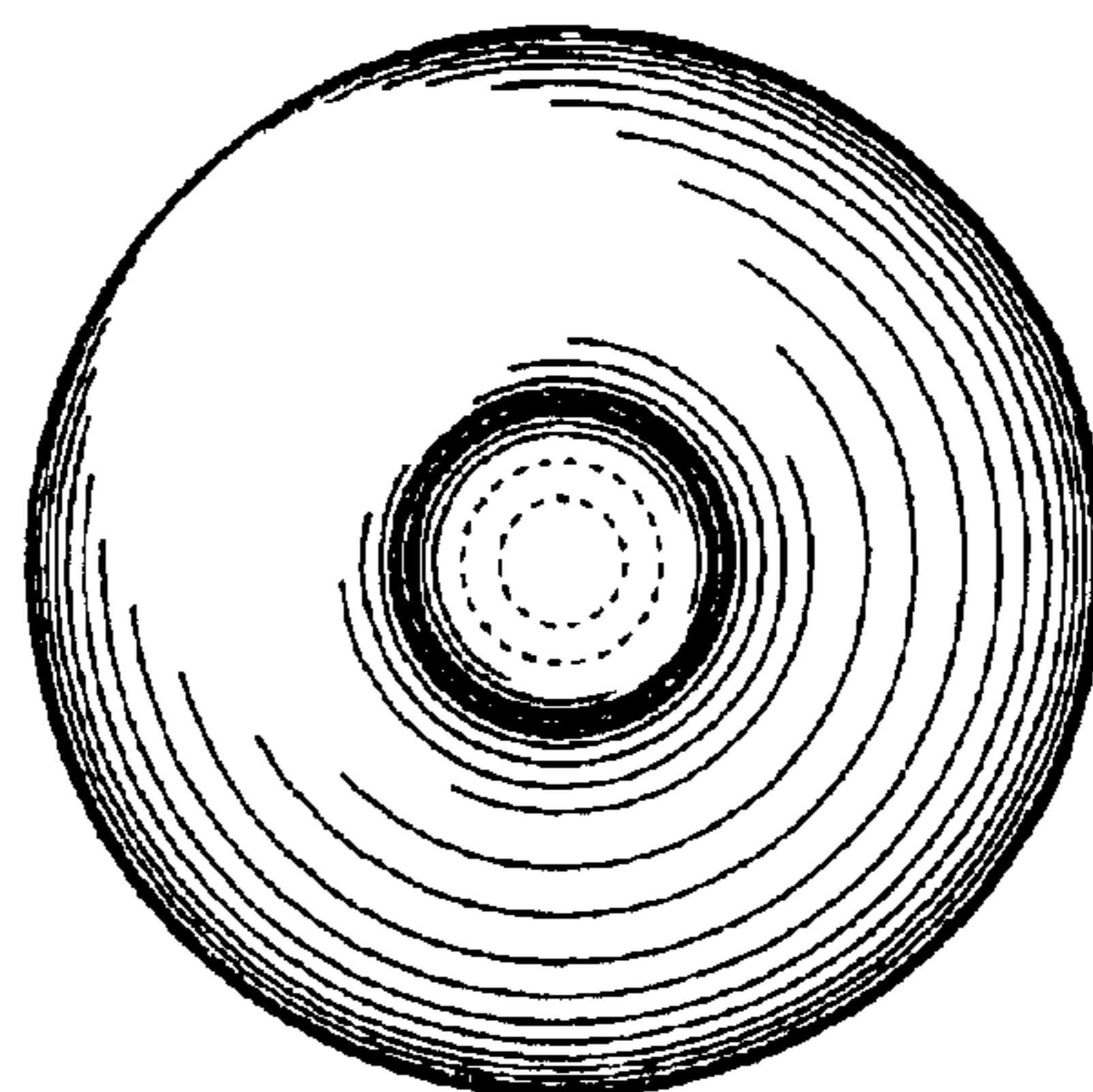




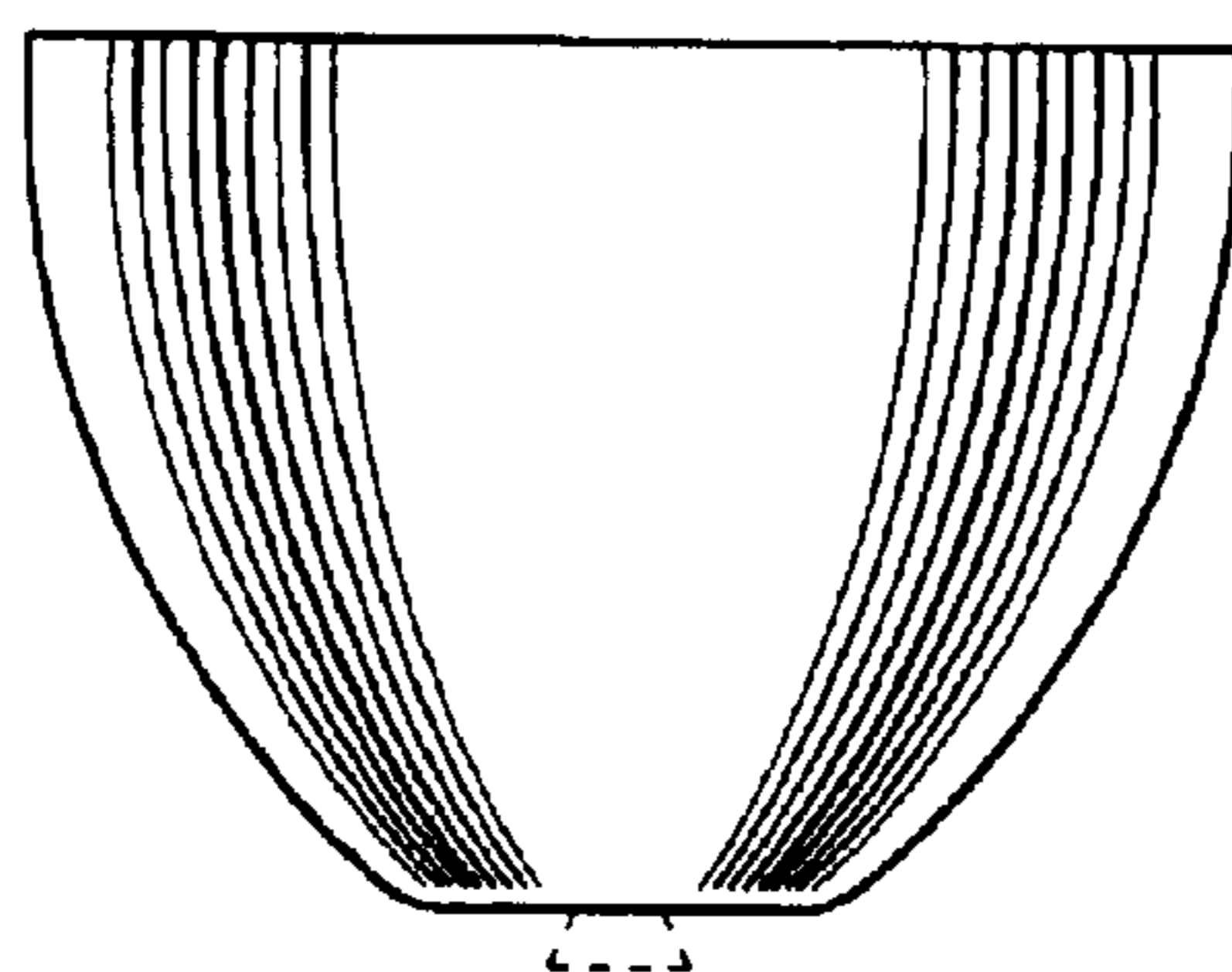
*Fig. 1*



*Fig.2*



*Fig.3*



*Fig.4*