



US00D542960S

(12) **United States Design Patent** (10) **Patent No.:** **US D542,960 S**  
**Peterson** (45) **Date of Patent:** **\*\* May 15, 2007**

(54) **FLOOR LAMP**

D526,083 S \* 8/2006 Holman ..... D26/101

(76) Inventor: **Karl W. Peterson**, 12 Canon  
Escondido, Sandia Park, NM (US)  
87047-8502

\* cited by examiner

*Primary Examiner*—Alan P. Douglas

*Assistant Examiner*—Linda Brooks

(74) *Attorney, Agent, or Firm*—Janeen Vilven-Doggett;  
Peacock Myers, P.C.

(\*\*) Term: **14 Years**

(21) Appl. No.: **29/255,430**

(57) **CLAIM**

(22) Filed: **Mar. 7, 2006**

The ornamental design for a floor lamp, as shown and described.

(51) **LOC (8) Cl.** ..... **26-03**

(52) **U.S. Cl.** ..... **D26/101**

(58) **Field of Classification Search** ..... D26/93,  
D26/94, 101, 102, 156; 362/122, 806, 410-414  
See application file for complete search history.

**DESCRIPTION**

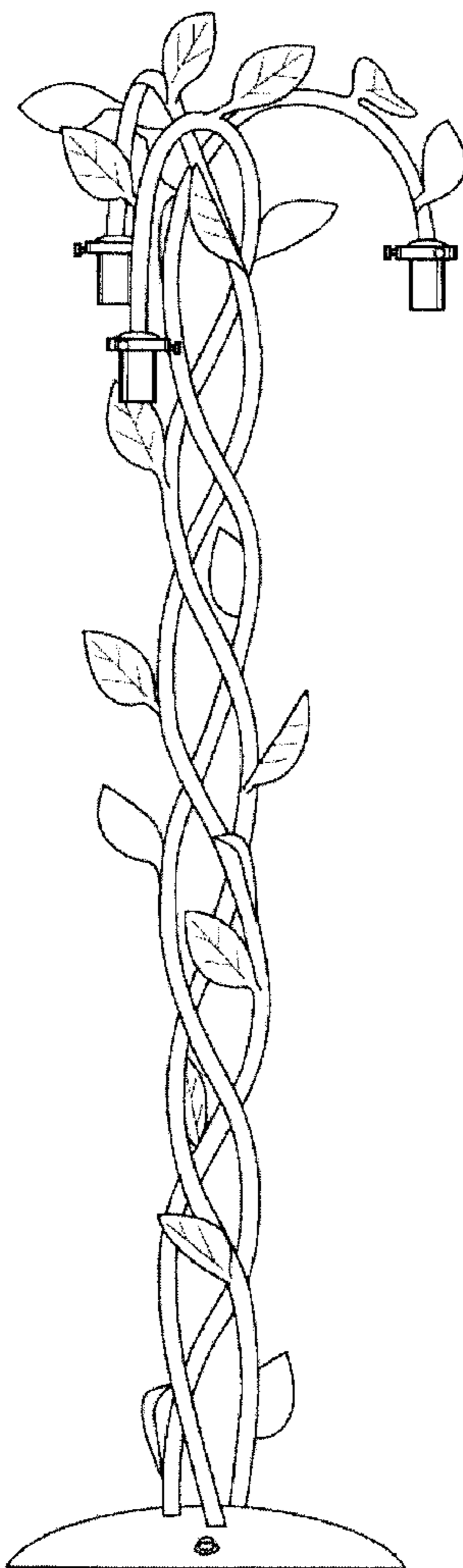
FIG. 1 is a front view of a floor lamp;  
FIG. 2 is a back view thereof;  
FIG. 3 is a right side view thereof;  
FIG. 4 is a left side view thereof;  
FIG. 5 is a top view thereof; and,  
FIG. 6 is a bottom side view thereof.

(56) **References Cited**

**U.S. PATENT DOCUMENTS**

D357,332 S \* 4/1995 Kay ..... D26/101  
D423,135 S \* 4/2000 Perenzin ..... D26/101

**1 Claim, 5 Drawing Sheets**



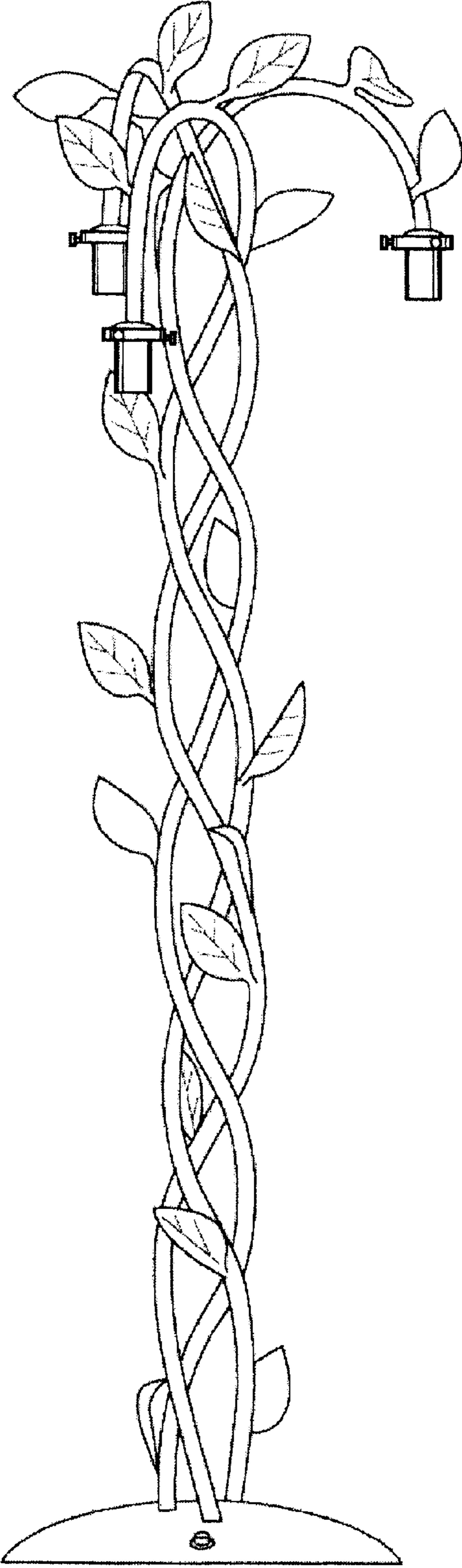


FIG. 1




FIG. 2




FIG. 3




FIG. 4




FIG. 5

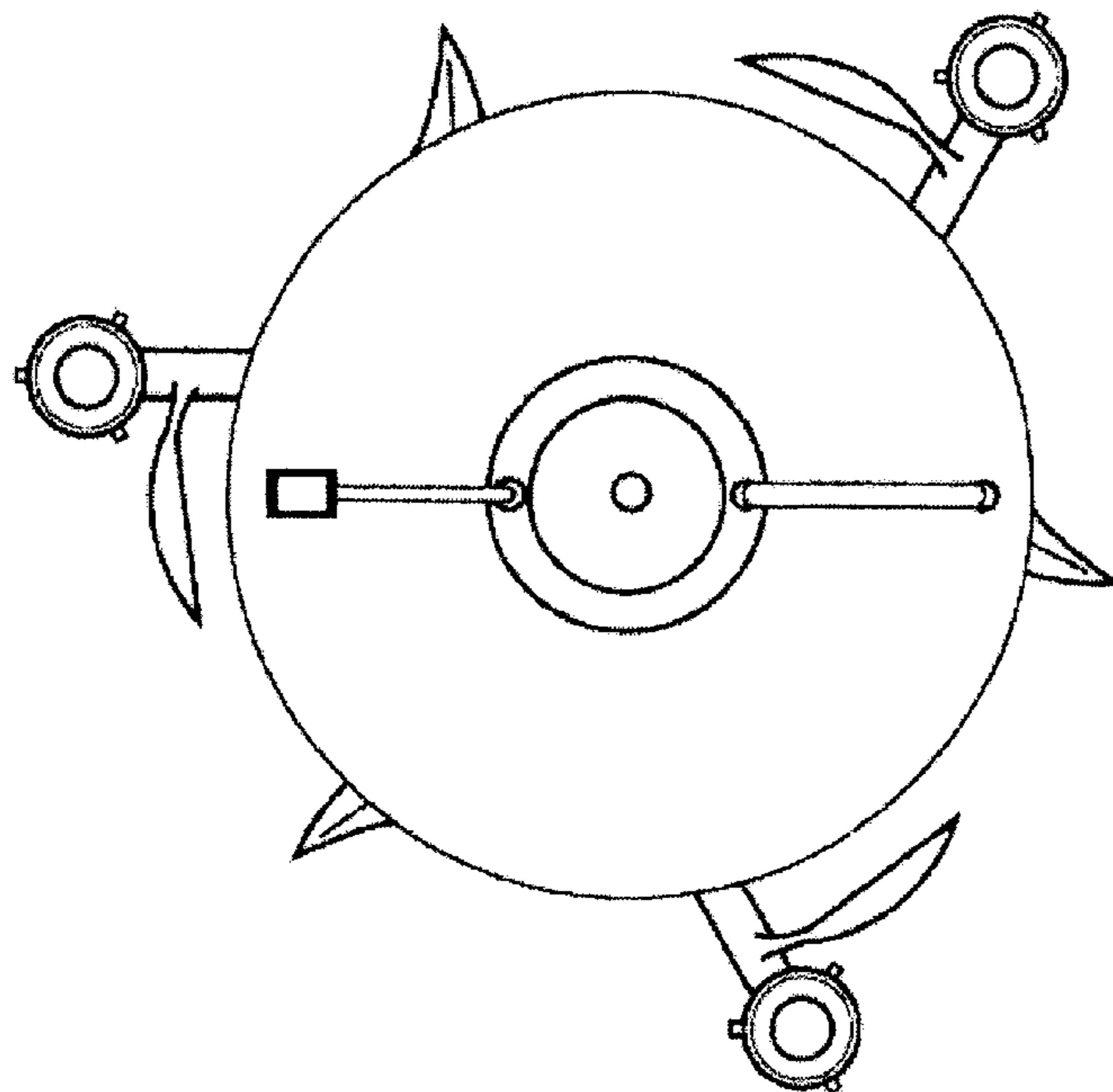


FIG. 6