

US00D542958S

(12) **United States Design Patent**
Lodhie et al.

(10) **Patent No.:** **US D542,958 S**

(45) **Date of Patent:** **** May 15, 2007**

(54) **STREETLIGHT**

(75) Inventors: **Pervais Lodhie**, Rolling Hills, CA
(US); **Steven R. Becerra**, San Pedro,
CA (US)

(73) Assignee: **Ledtronics, Inc.**, Torrance, CA (US)

(**) Term: **14 Years**

(21) Appl. No.: **29/203,781**

(22) Filed: **Apr. 19, 2004**

(51) **LOC (8) Cl.** **26-05**

(52) **U.S. Cl.** **D26/67; D26/71**

(58) **Field of Classification Search** D26/67-71,
D26/72, 74; 362/153, 153.1, 147, 431
See application file for complete search history.

(56) **References Cited**

U.S. PATENT DOCUMENTS

D195,310 S	*	5/1963	Zagel	D26/70
D195,583 S	*	7/1963	Phillips	D26/71
3,183,346 A	*	5/1965	Rodmaker et al.	362/218
D212,899 S	*	12/1968	Vesely et al.	D26/24
D221,583 S	*	8/1971	Donato	D26/67
D227,692 S	*	7/1973	Hughes et al.	D26/76
4,907,361 A	*	3/1990	Villard	362/153.1

D324,432 S	*	3/1992	Frost	D26/67
D338,736 S	*	8/1993	Compton et al.	D26/74
D358,902 S	*	5/1995	Webster, III	D26/87

* cited by examiner

Primary Examiner—Clare E Heflin

(74) *Attorney, Agent, or Firm*—Irving Keschner

(57) **CLAIM**

The ornamental design for a streetlight, as shown and described.

DESCRIPTION

FIG. 1 is a bottom perspective view of the ornamental design of the present invention.

FIG. 2 is a bottom view of the ornamental design shown in FIG. 1;

FIG. 3 is a left side view of the ornamental design shown in FIG. 1, the right side view being a mirror image thereof;

FIG. 4 is a front view of the ornamental design shown in FIG. 1;

FIG. 5 is a rear view of the ornamental design shown in FIG. 1; and,

FIG. 6 is a top view of the ornamental design shown in FIG. 1.

1 Claim, 2 Drawing Sheets

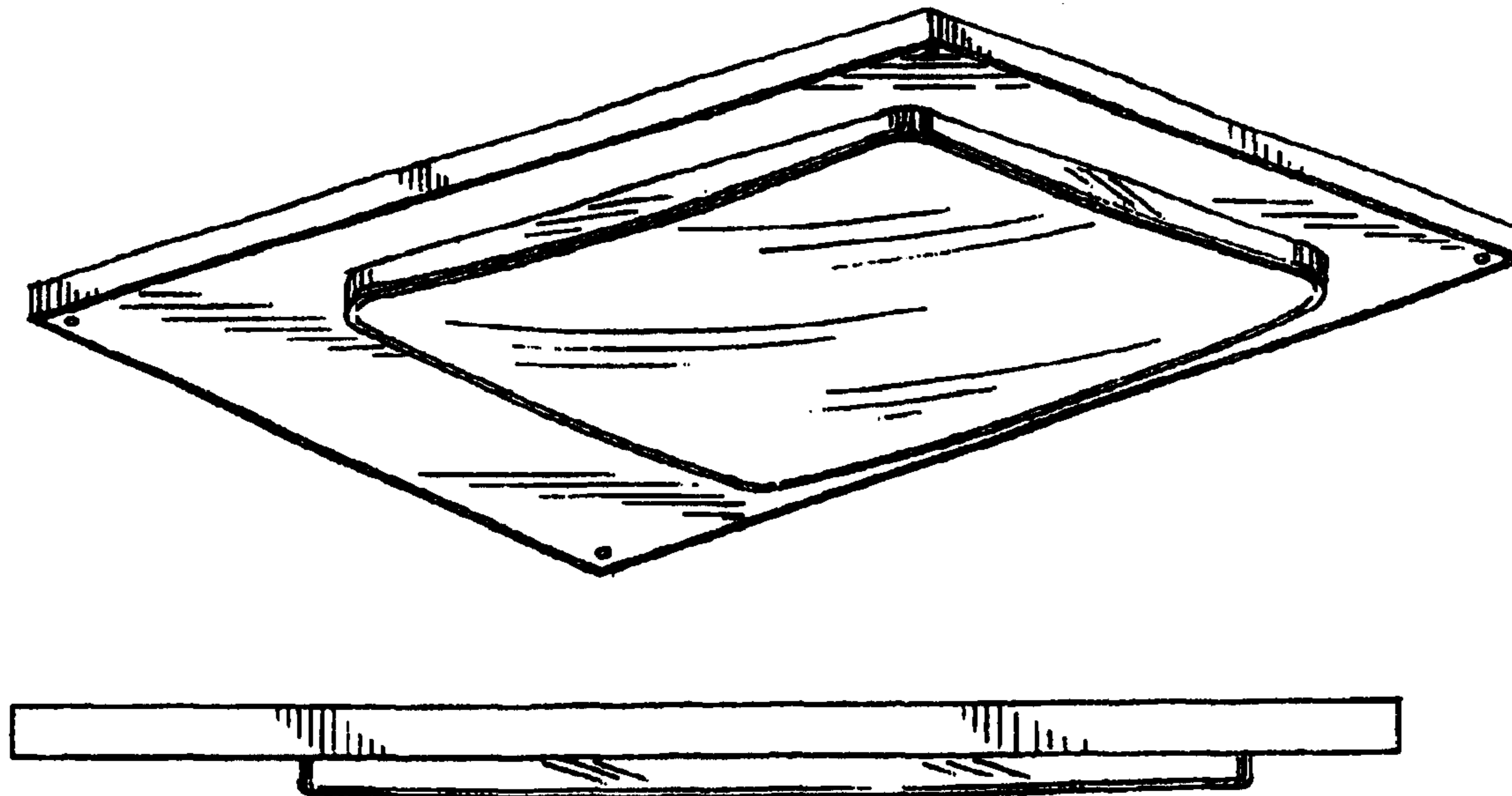


FIG. 1





FIG. 2






FIG. 3



FIG. 4



FIG. 5

FIG. 6

