



US00D542937S

(12) **United States Design Patent**
Anderson

(10) **Patent No.:** **US D542,937 S**

(45) **Date of Patent:** **** May 15, 2007**

(54) **PATIO SCREEN**

(75) Inventor: **Torrence Anderson**, Overland Park, IL (US)

(73) Assignee: **Suncast Corporation**, Batavia, IL (US)

(**) Term: **14 Years**

(21) Appl. No.: **29/263,472**

(22) Filed: **Jul. 24, 2006**

(51) **LOC (8) Cl.** **25-02**

(52) **U.S. Cl.** **D25/58**

(58) **Field of Classification Search** D25/58,
D25/38-40, 48-49, 53; D23/58; 135/902;
D6/332, 505-508, 382, 388-389; 5/53.1,
5/279.1, 280-281

See application file for complete search history.

(56) **References Cited**

U.S. PATENT DOCUMENTS

D169,516 S * 5/1953 Meierjohan D25/38

D343,314 S * 1/1994 Yeh D6/508
D344,593 S * 2/1994 Monfils D25/58
D429,434 S * 8/2000 Walters-Dowding et al. D6/508
D466,731 S * 12/2002 Tobin, Jr. D6/505

* cited by examiner

Primary Examiner—Catherine R. Oliver

(74) *Attorney, Agent, or Firm*—McHale & Slavin PA

(57) **CLAIM**

The ornamental design for a patio screen, as shown and described.

DESCRIPTION

FIG. 1 is a front perspective view of the patio screen of the instant invention;

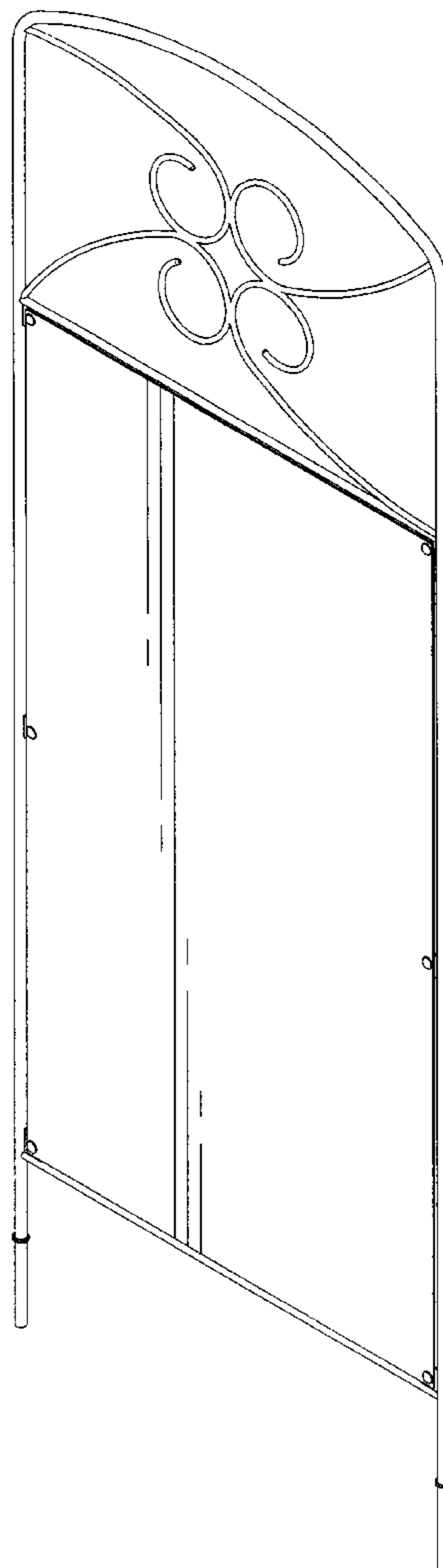
FIG. 2 is a front view of the instant invention;

FIG. 3 is a right side view of the instant invention, the left side being identical thereto;

FIG. 4 is a bottom view of the instant invention; and,

FIG. 5 is a top view of the instant invention.

1 Claim, 3 Drawing Sheets



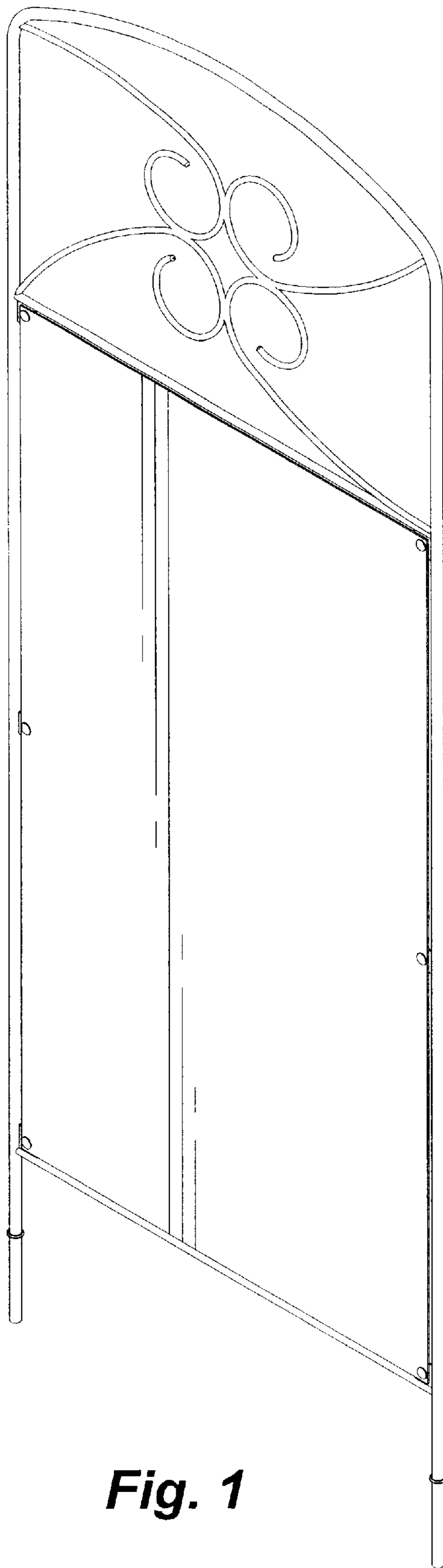


Fig. 1

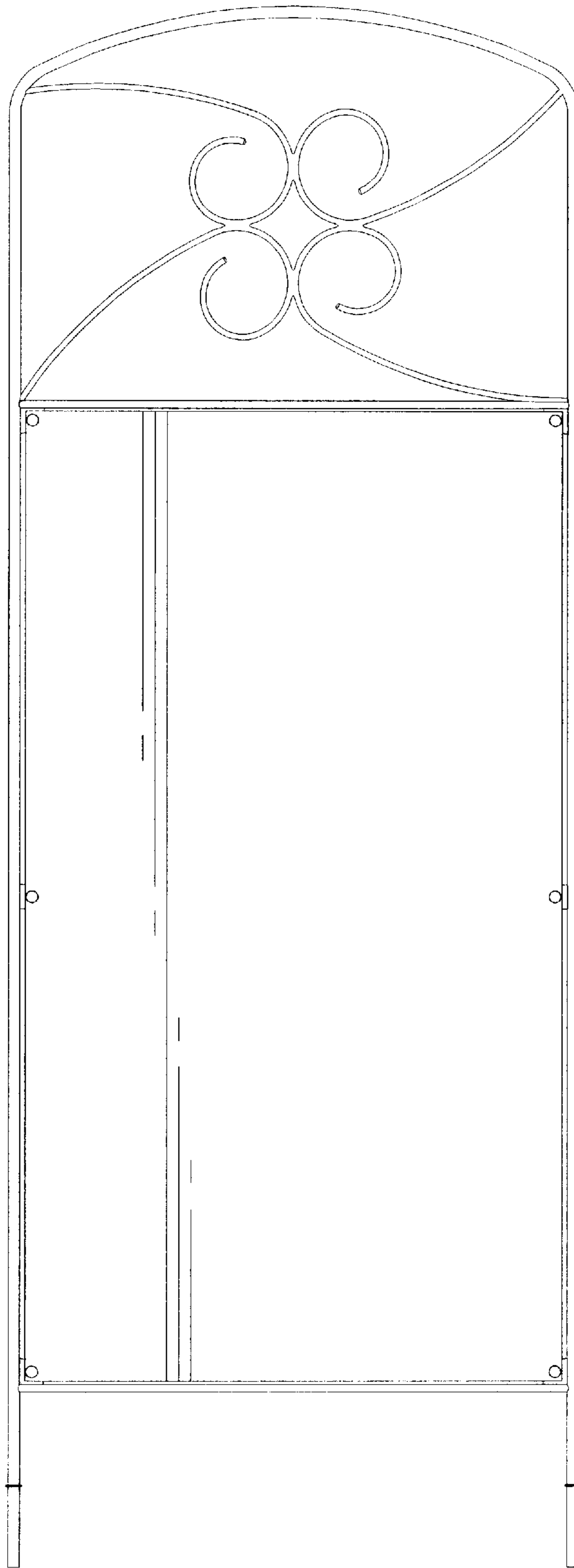


Fig. 2




Fig. 4

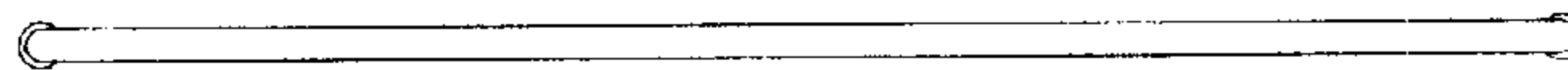


Fig. 5

Fig. 3