



US00D542881S

(12) **United States Design Patent**
Frank

(10) **Patent No.:** **US D542,881 S**

(45) **Date of Patent:** **** May 15, 2007**

(54) **TACTICAL KNIFE**

D496,425 S * 9/2004 Carter, III D22/118
D527,436 S * 8/2006 Carter, III D22/118

(75) Inventor: **Bram Frank**, Seminole, FL (US)

* cited by examiner

(73) Assignee: **Dragon Nails, Inc.**, Clearwater, FL (US)

Primary Examiner—Catherine R. Oliver
(74) *Attorney, Agent, or Firm*—Dennis G. LaPointe

(**) Term: **14 Years**

(57) **CLAIM**

(21) Appl. No.: **29/252,065**

I claim the ornamental design for tactical knife, as shown and described.

(22) Filed: **Jan. 18, 2006**

DESCRIPTION

(51) **LOC (8) Cl.** **22-01**

(52) **U.S. Cl.** **D22/118**

(58) **Field of Classification Search** D22/118,
D22/117; D8/95-99; 30/151, 152, 153, 154,
30/160, 294

FIG. 1 is a front view of a tactical knife showing my new design;

FIG. 2 is a rear view thereof;

FIG. 3 is a top plan view thereof;

FIG. 4 is a bottom plan view thereof;

FIG. 5 is a left side view thereof; and,

FIG. 6 is a right side view thereof.

See application file for complete search history.

The broken line showing of environment in the drawing figures is for illustrative purposes only and forms no part of the claimed design.

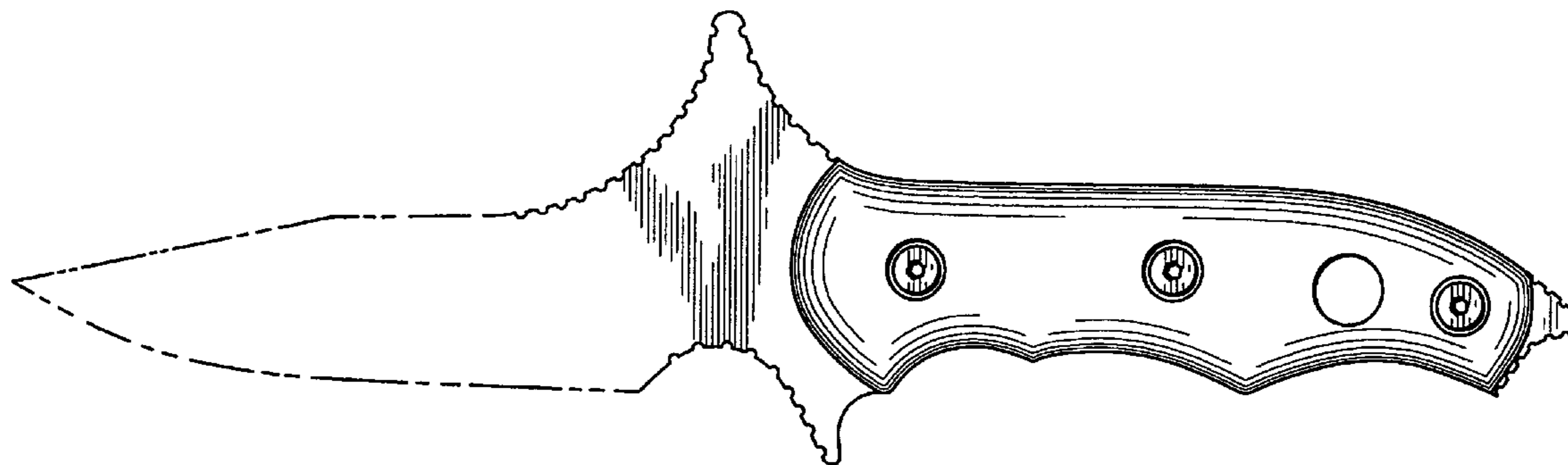
(56) **References Cited**

U.S. PATENT DOCUMENTS

D473,917 S * 4/2003 Carter, III D22/118

D482,426 S * 11/2003 Taylor et al. D22/118

1 Claim, 2 Drawing Sheets



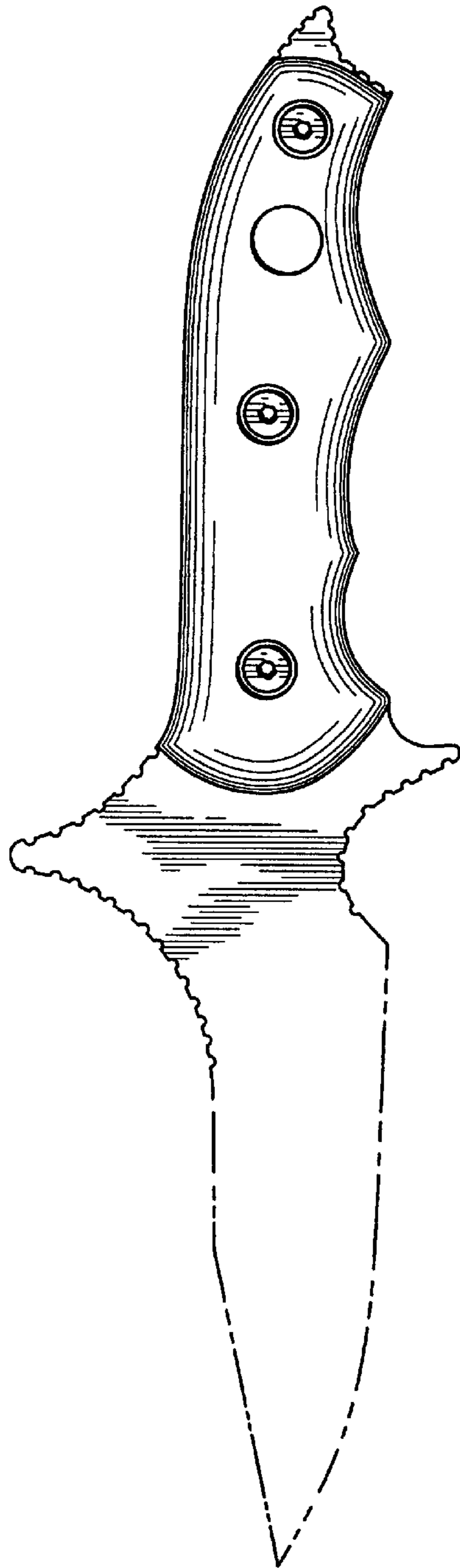


Fig. 1

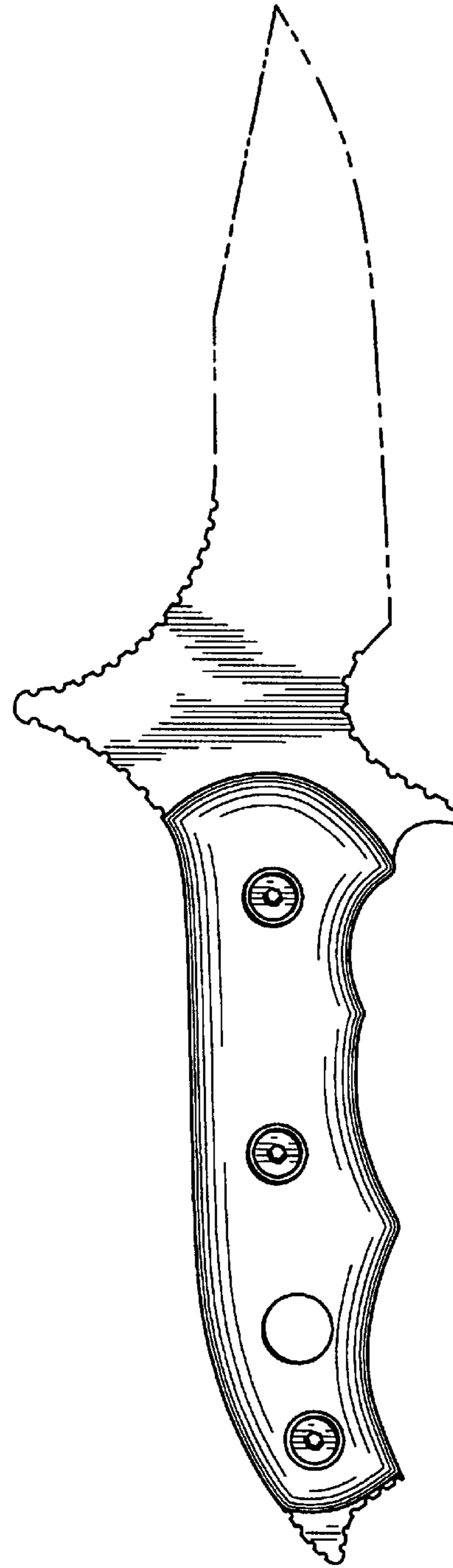


Fig. 2

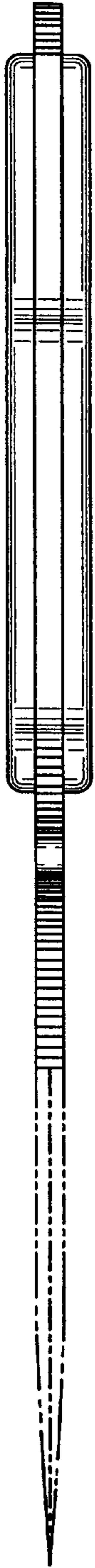


Fig. 3

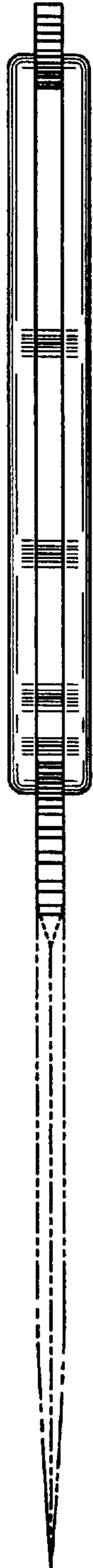


Fig. 4



Fig. 5




Fig. 6