



US00D542866S

(12) **United States Design Patent**  
**Warren**

(10) **Patent No.:** **US D542,866 S**

(45) **Date of Patent:** **\*\* May 15, 2007**

(54) **HANGING PLUSH DOLL**

(76) Inventor: **Carolynne Warren**, 11255 Moorpark St., No. 18, Studio City, CA (US) 91602

(\*\*) Term: **14 Years**

(21) Appl. No.: **29/259,043**

(22) Filed: **May 1, 2006**

(51) **LOC (8) Cl.** ..... **21-01**

(52) **U.S. Cl.** ..... **D21/621**

(58) **Field of Classification Search** ..... D21/621, D21/623, 625, 645-649, 659; 446/136, 268, 446/305, 360-361, 376, 379, 382-384  
See application file for complete search history.

(56) **References Cited**

**U.S. PATENT DOCUMENTS**

D58,299 S	*	7/1921	Allison	.....	D21/649
D139,458 S	*	11/1944	Davis	.....	D21/649
D140,709 S	*	4/1945	Grammer	.....	D21/649
D140,914 S	*	4/1945	Marks	.....	D21/649
D257,999 S	*	1/1981	Holstine	.....	D21/649
D431,057 S	*	9/2000	Thomas	.....	D21/649
D444,514 S	*	7/2001	Jenkins et al.	.....	D21/577

D453,200 S	*	1/2002	Lewis	.....	D21/649
D472,284 S	*	3/2003	Banchu	.....	D21/630
D482,083 S	*	11/2003	Williams	.....	D21/621
D484,928 S	*	1/2004	Marr	.....	D21/621

\* cited by examiner

*Primary Examiner*—Janice Seeger

*Assistant Examiner*—Zenia I. Bennett

(74) *Attorney, Agent, or Firm*—Charles F. Reidelbach, Jr.

(57) **CLAIM**


The ornamental design for a hanging plush doll, as shown and described.

**DESCRIPTION**

FIG. 1 is a front elevation view of the hanging plush doll; FIG. 2 is a rear elevation view thereof; FIG. 3 is a right side elevation view thereof; FIG. 4 is a bottom plan view thereof; FIG. 5 is a top plan view thereof; and, FIG. 6 is a left side elevation view thereof.

The broken lines shown on the doll itself represent stitching and are included in the claimed design. The broken lines that extend outward from the doll represent a hanging means and are disclaimed as not part of the claimed design.

**1 Claim, 4 Drawing Sheets**






FIG. 1




FIG. 2




FIG. 3

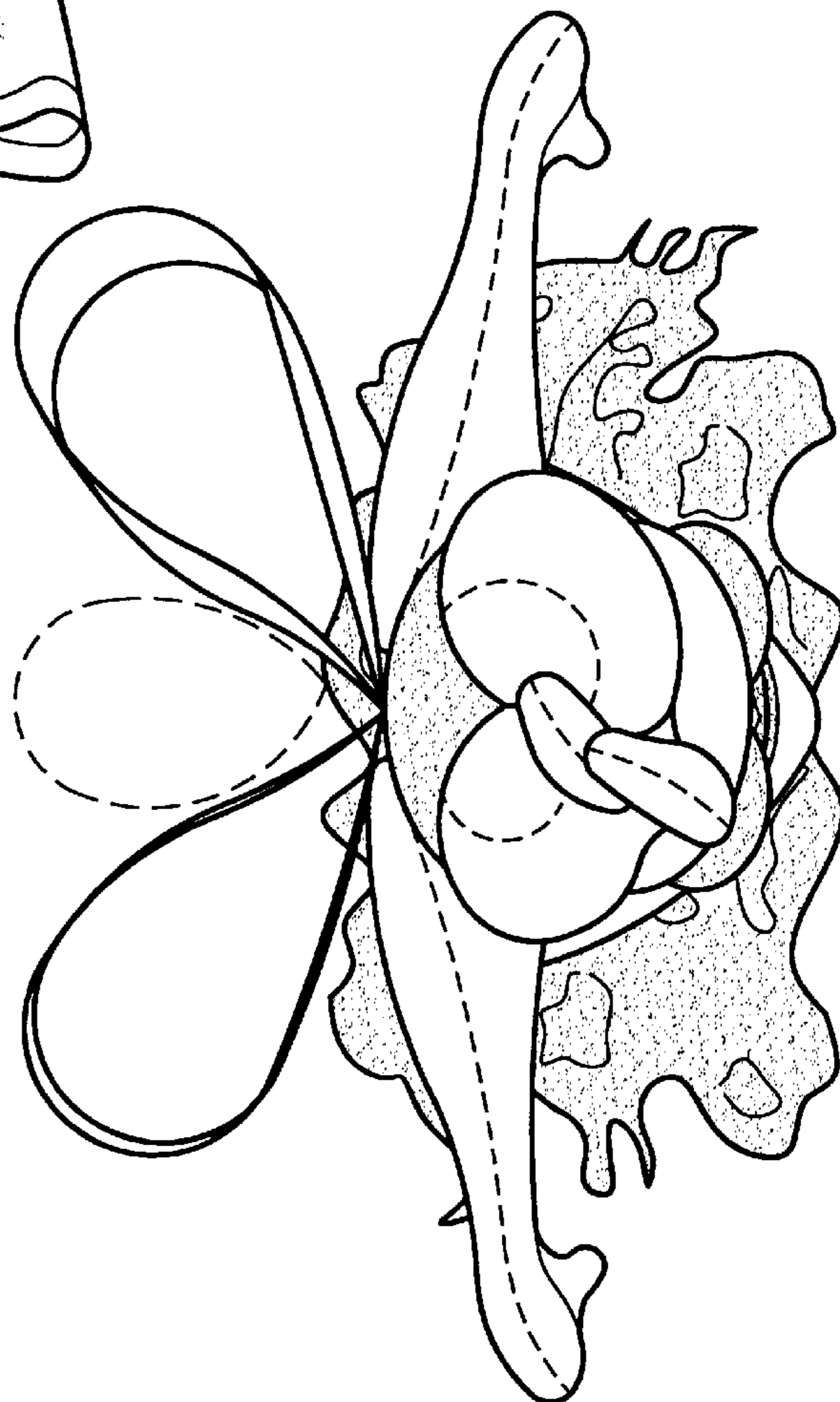


FIG. 4



FIG. 5

FIG. 6