

US00D542852S

(12) **United States Design Patent**
Russell

(10) **Patent No.:** **US D542,852 S**
(45) **Date of Patent:** **** May 15, 2007**

(54) **IMAGE MARKER**

(76) Inventor: **Donald G. Russell**, 86 Windsor Rd.,
Kensington, CT (US) 06037

(**) Term: **14 Years**

(21) Appl. No.: **29/264,656**

(22) Filed: **Aug. 15, 2006**

Related U.S. Application Data

(62) Division of application No. 29/251,578, filed on Jan. 10, 2006, now Pat. No. Des. 532,458, which is a division of application No. 29/225,824, filed on Mar. 21, 2005, now Pat. No. Des. 518,856, which is a division of application No. 29/194,634, filed on Nov. 26, 2003, now Pat. No. Des. 506,787.

(51) **LOC (8) Cl.** **19-08**

(52) **U.S. Cl.** **D20/22**

(58) **Field of Classification Search** D20/10,
D20/22, 23, 27, 28, 42, 99; 40/219, 630;
116/200, 234, 291, 298; 356/247; 378/162,
378/165, 205; 428/38, 42.3; 600/414, 437;
D16/130, 134, 135, 136; D22/199

See application file for complete search history.

(56) **References Cited**

U.S. PATENT DOCUMENTS

D92,405 S	6/1934	Klebanow
3,583,358 A	6/1971	Hanson, Jr.
3,924,879 A	12/1975	Wright
4,180,284 A	12/1979	Ashley
4,274,006 A	6/1981	Caine
4,345,540 A	8/1982	Karmin
4,680,210 A	7/1987	Corcoran
4,693,554 A	9/1987	Cordes
4,698,836 A	10/1987	Minasian
4,764,948 A	8/1988	Hurwitz
4,833,774 A	5/1989	Jacob-Grinschgl et al.
4,951,595 A	8/1990	Bedford, Jr.
4,953,193 A	8/1990	Robinson
D312,657 S	12/1990	Saffran

5,101,756 A	4/1992	Strumbos
5,167,074 A	12/1992	Weiss
D335,686 S	5/1993	Christian
5,287,397 A	2/1994	Dumsha
5,323,443 A	6/1994	Lary
5,368,030 A	11/1994	Zinreich et al.
5,469,847 A	11/1995	Zinreich et al.
5,609,827 A	3/1997	Russell et al.
5,732,122 A	3/1998	Tibbals
5,848,125 A	12/1998	Arnett
6,198,807 B1	3/2001	DeSena
6,231,508 B1	5/2001	Miller et al.
6,354,737 B1	3/2002	Hufe et al.

(Continued)

FOREIGN PATENT DOCUMENTS

EP	0 545 959 B1	11/1994
EP	0 648 610 B1	6/1998
EP	0 984 864 B1	7/2002
JP	10165391 A	6/1998

Primary Examiner—Robert M. Spear

(74) *Attorney, Agent, or Firm*—McCarter & English, LLP

(57) **CLAIM**

The ornamental design for an image marker, as shown and described.

DESCRIPTION

FIG. 1 is a front plan view of an image marker showing our new design;

FIG. 2 is a left side plan view of the marker of FIG. 1;

FIG. 3 is a top plan view thereof;

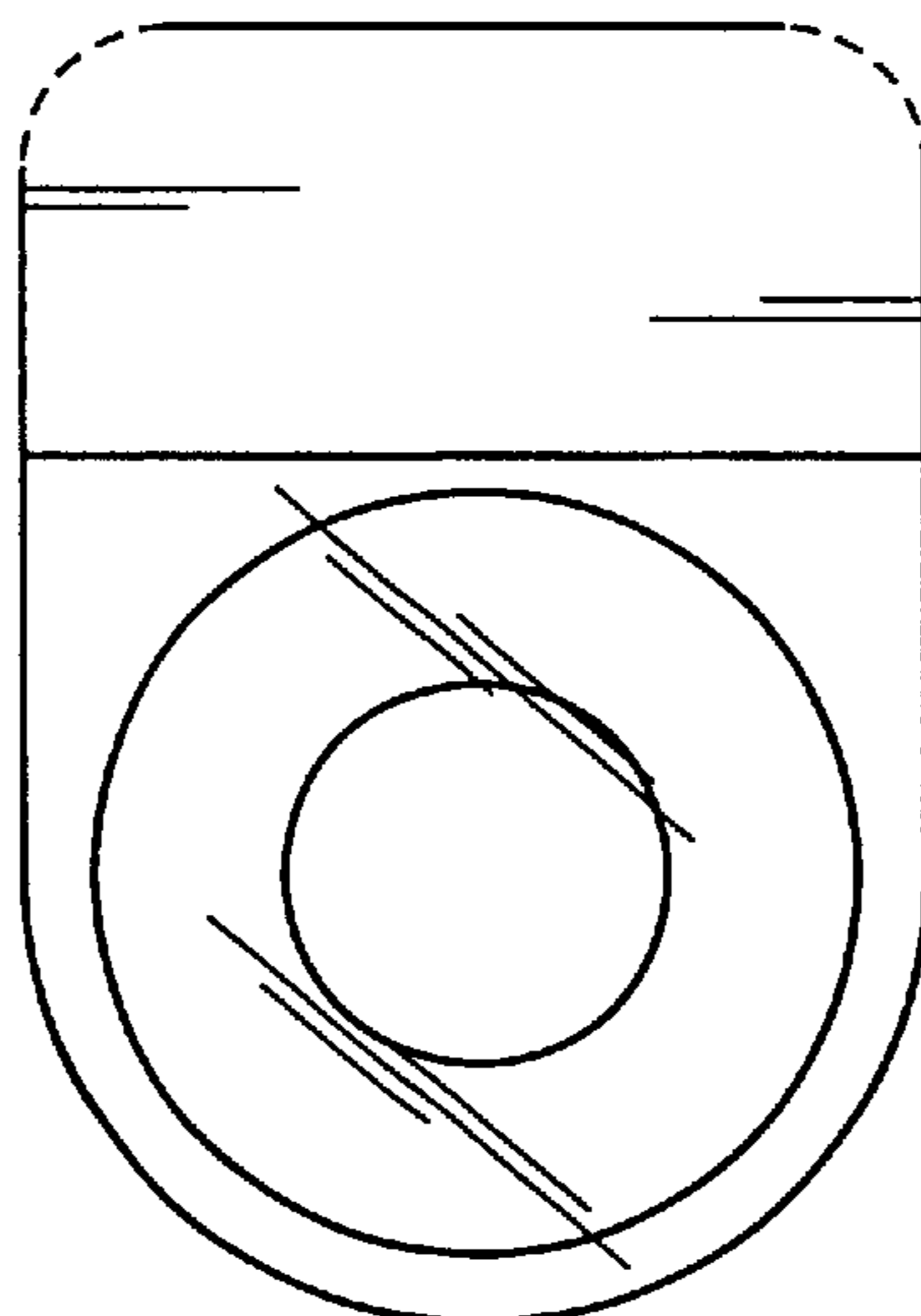
FIG. 4 is a rear side plan view thereof;

FIG. 5 is a bottom plan view thereof; and,

FIG. 6 is a right side plan view thereof.

The broken lines in the drawings show environmental structure and form no part of the claimed design. The diagonal lines (or shading lines) are intended to show that the respective portion(s) of the marker are transparent, whereas the claimed portion(s) of the marker that do not include such lines are opaque.

1 Claim, 1 Drawing Sheet



US D542,852 S

Page 2

U.S. PATENT DOCUMENTS

6,356,621	B1	3/2002	Furumori et al.	D518,856	S	*	4/2006	Russell	D20/22
6,662,694	B2	12/2003	Rankin, Sr.	D532,458	S	*	11/2006	Russell	D20/22
6,705,037	B2	3/2004	Van Kirk	2002/0082948	A1		6/2002	Panelli		
6,729,062	B2	5/2004	Thomas et al.	2004/0040192	A1	*	3/2004	Foster et al.	40/630
6,860,048	B2	*	3/2005	Foster et al.					
D506,787	S	6/2005	Russell	2005/0000133	A1		1/2005	Russell		

* cited by examiner



FIG. 3

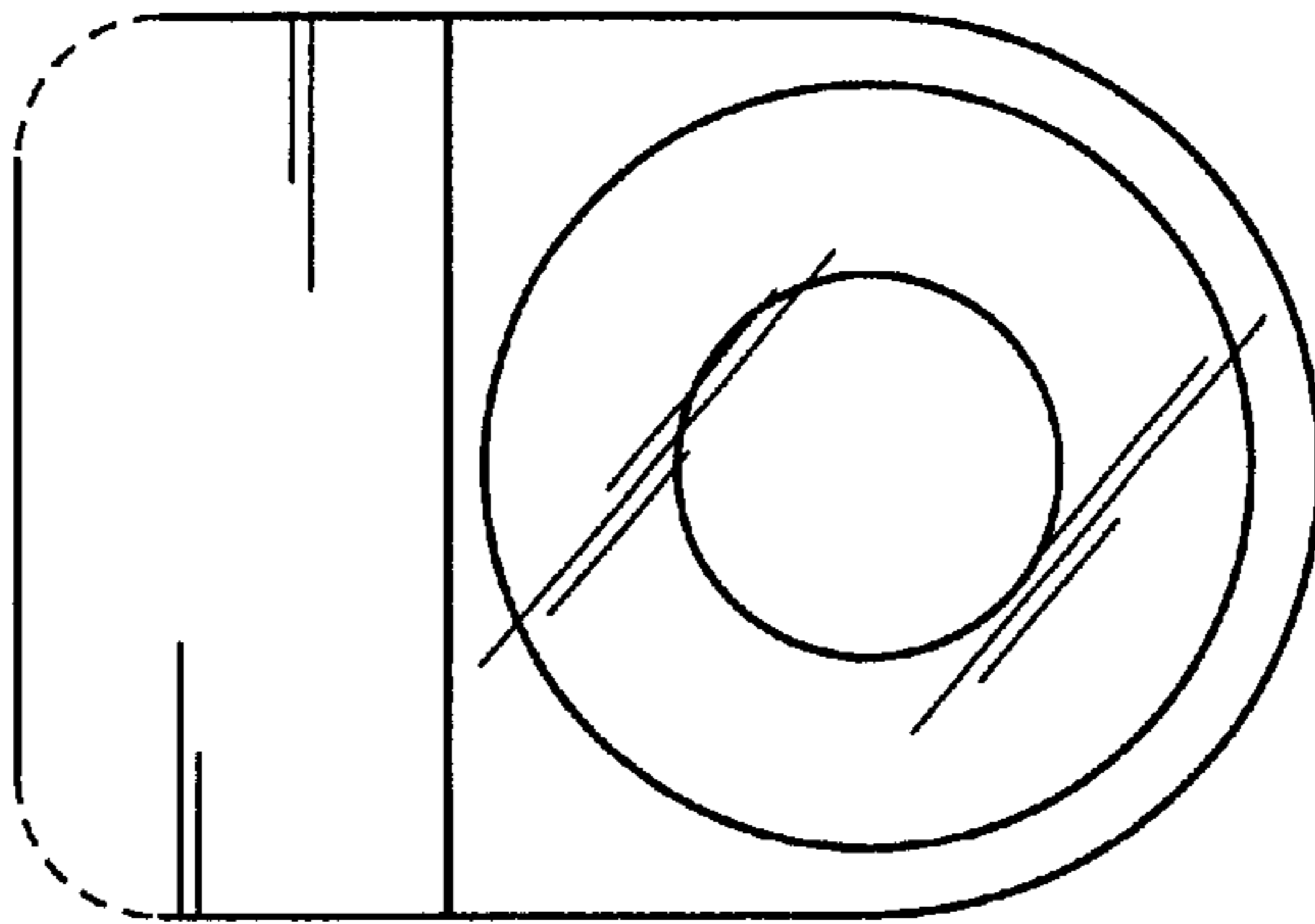


FIG. 4



FIG. 2

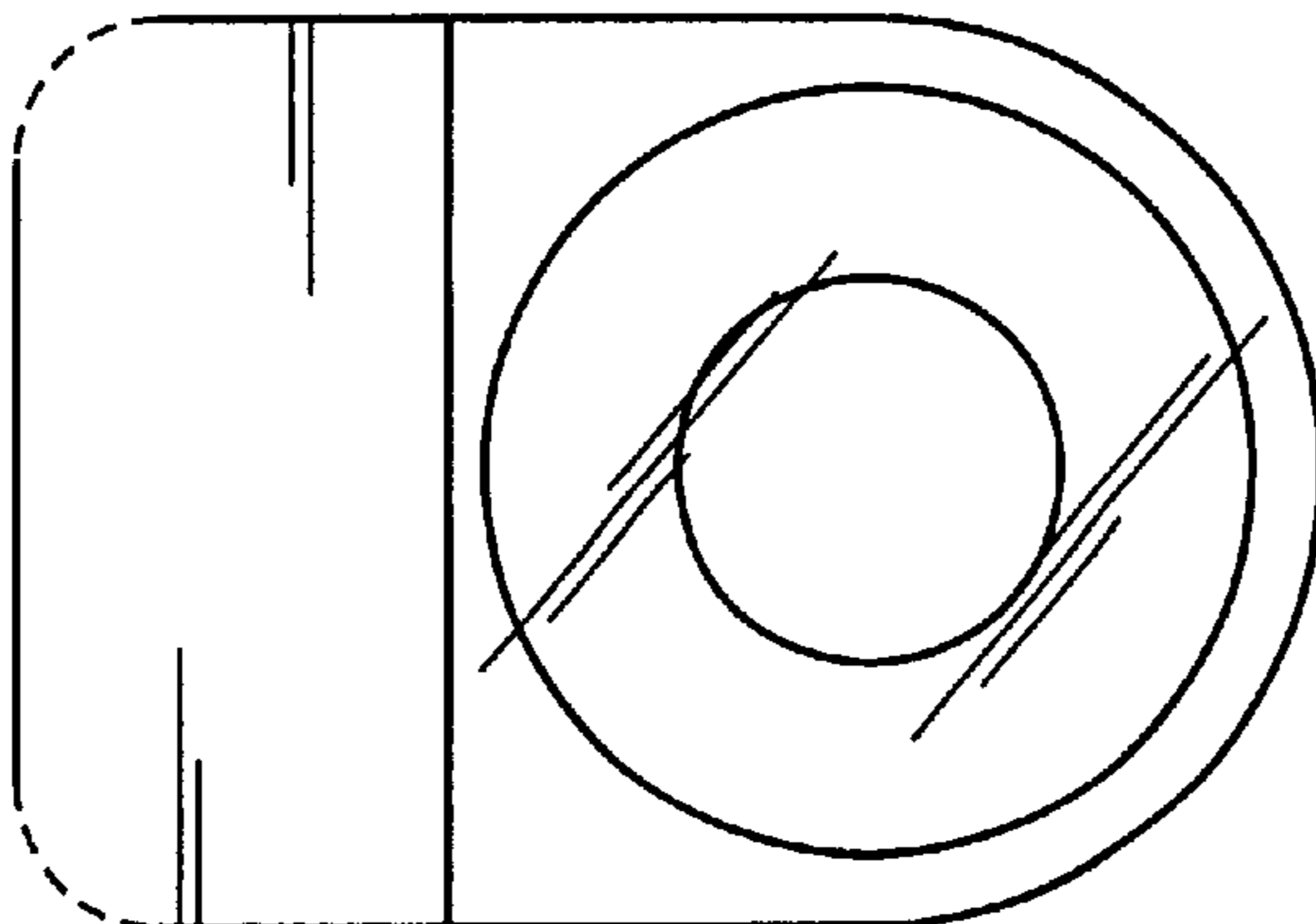


FIG. 1



FIG. 5

FIG. 6