



US00D542848S

(12) **United States Design Patent**
Kent et al.

(10) **Patent No.:** **US D542,848 S**

(45) **Date of Patent:** **** May 15, 2007**

(54) **PAPER PUNCH**

(75) Inventors: **Michael Kent**, Cumberland, RI (US);
William D. Hester, Meriden, CT (US)

(73) Assignee: **Staples The Office Superstore, LLC**,
Framingham, MA (US)

(**) Term: **14 Years**

(21) Appl. No.: **29/243,657**

(22) Filed: **Nov. 29, 2005**

(51) **LOC (8) Cl.** **19-02**

(52) **U.S. Cl.** **D19/72**

(58) **Field of Classification Search** D8/98;
D19/72; 30/358; 83/167, 582, 588, 613, 618,
83/620, 621, 633, 684, 687, 691, 698.91

See application file for complete search history.

(56) **References Cited**

U.S. PATENT DOCUMENTS

2,244,660	A	*	6/1941	Carpenter	83/167
2,474,344	A	*	6/1949	Carpenter	83/167
2,481,883	A	*	9/1949	Semler	83/560
3,387,526	A	*	6/1968	Neilsen	83/571
3,392,913	A	*	7/1968	Neilsen	234/98
4,036,088	A	*	7/1977	Ruskin	83/167
4,829,867	A	*	5/1989	Neilsen	83/618
4,898,055	A	*	2/1990	Neilsen	83/571
5,632,188	A	*	5/1997	Karlis	83/167
5,778,750	A	*	7/1998	Drzewiecki et al.	83/628

D425,548	S	*	5/2000	Rellinger	D18/34.8
6,109,155	A	*	8/2000	Huang	83/628
D445,832	S	*	7/2001	Chan	D19/72
D468,360	S	*	1/2003	Chen	D19/72
D469,461	S	*	1/2003	Gstalter	D18/34.8
6,786,395	B1	*	9/2004	Lin	234/98
6,925,921	B2	*	8/2005	Lee	83/618
7,011,009	B1	*	3/2006	Tomich	83/696
2002/0157517	A1	*	10/2002	Huang	83/618

* cited by examiner

Primary Examiner—Elizabeth A. Albert

(74) *Attorney, Agent, or Firm*—Wolf, Greenfield & Sacks, P.C.

(57) **CLAIM**

The ornamental design for a paper punch, as shown and described.

DESCRIPTION

FIG. 1 is a side, top, perspective view of the paper punch showing our new design;

FIG. 2 is a front view thereof;

FIG. 3 is a rear view thereof;

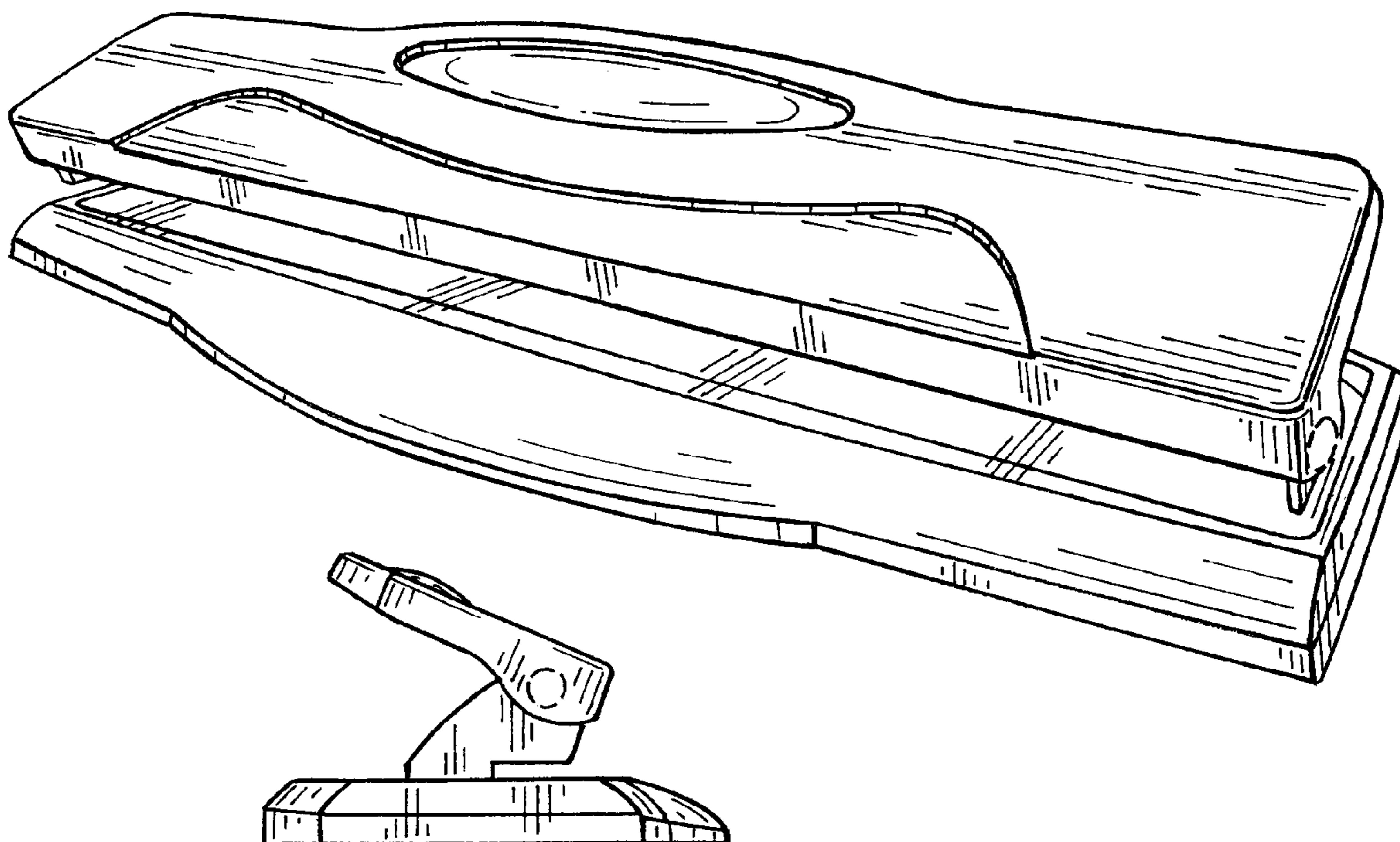
FIG. 4 is a right side view thereof, the left side view thereof being a mirror image thereof;

FIG. 5 is a top view thereof; and,

FIG. 6 is a bottom view thereof.

The broken lines showing environment in the drawings are for information purposes only and form no part of the claimed design.

1 Claim, 2 Drawing Sheets



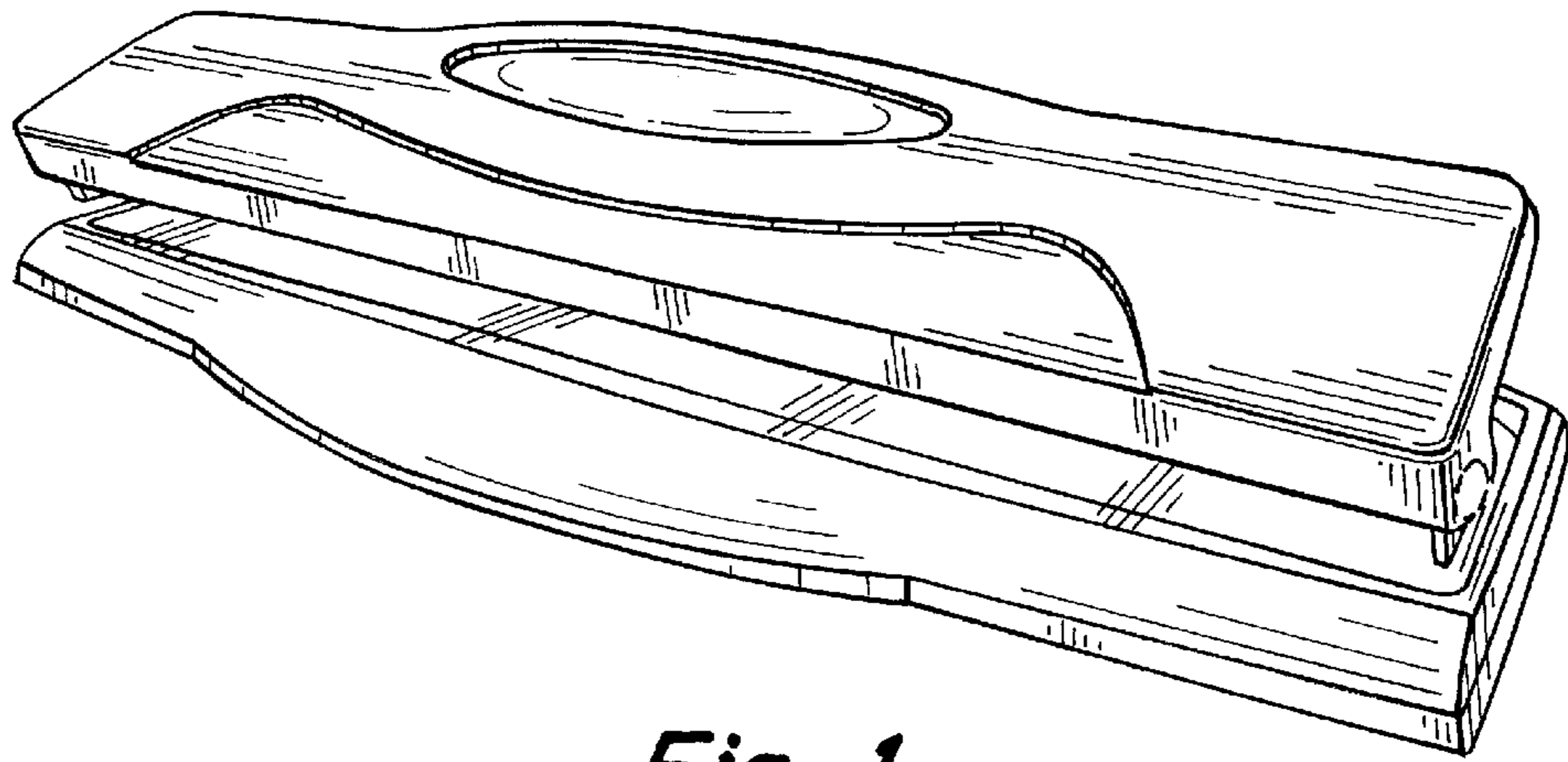


Fig. 1

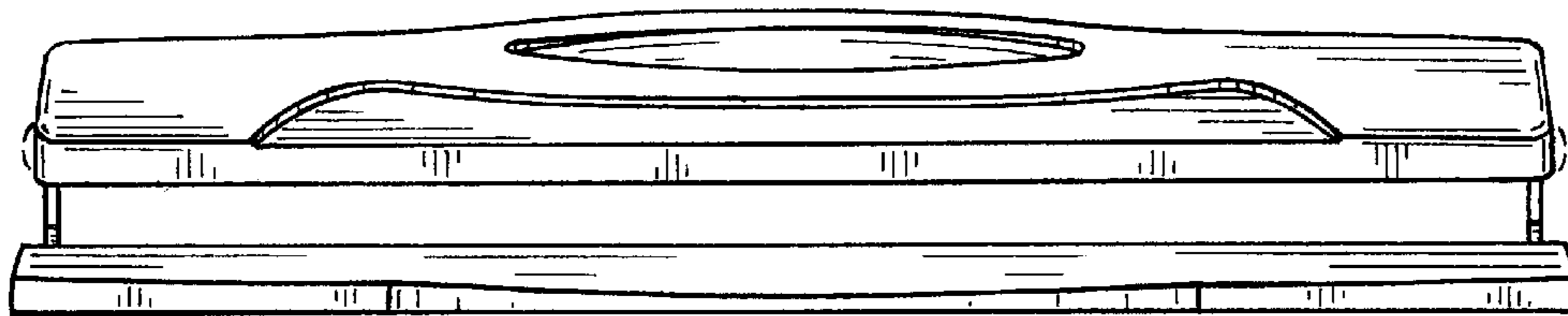


Fig. 2

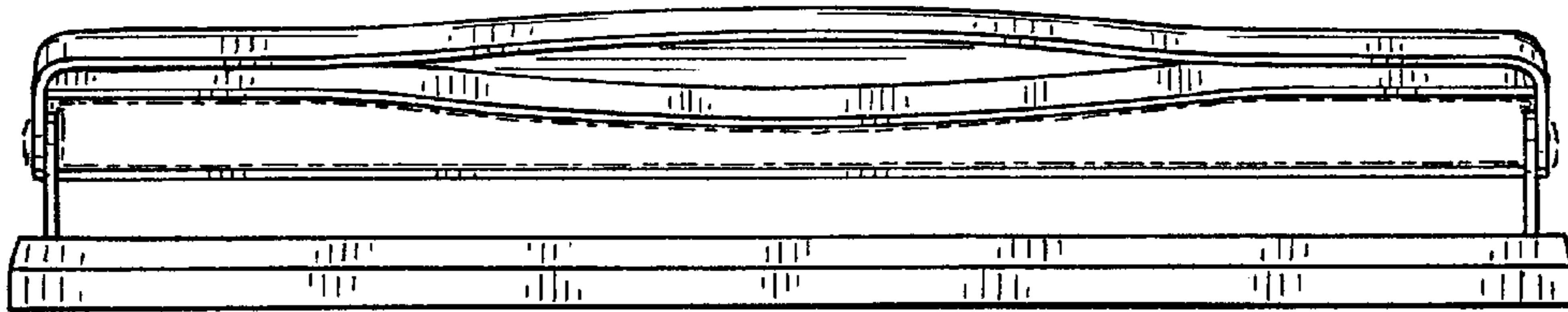


Fig. 3

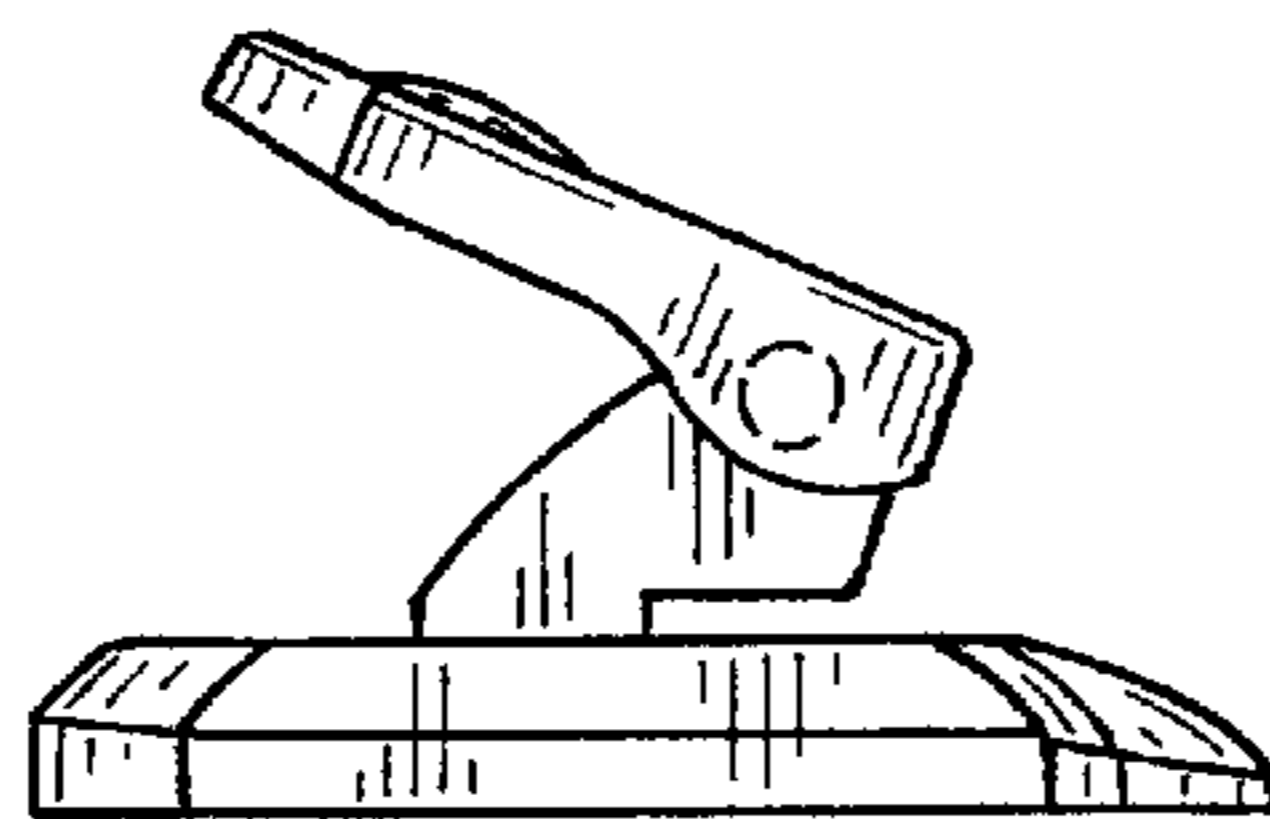


Fig. 4

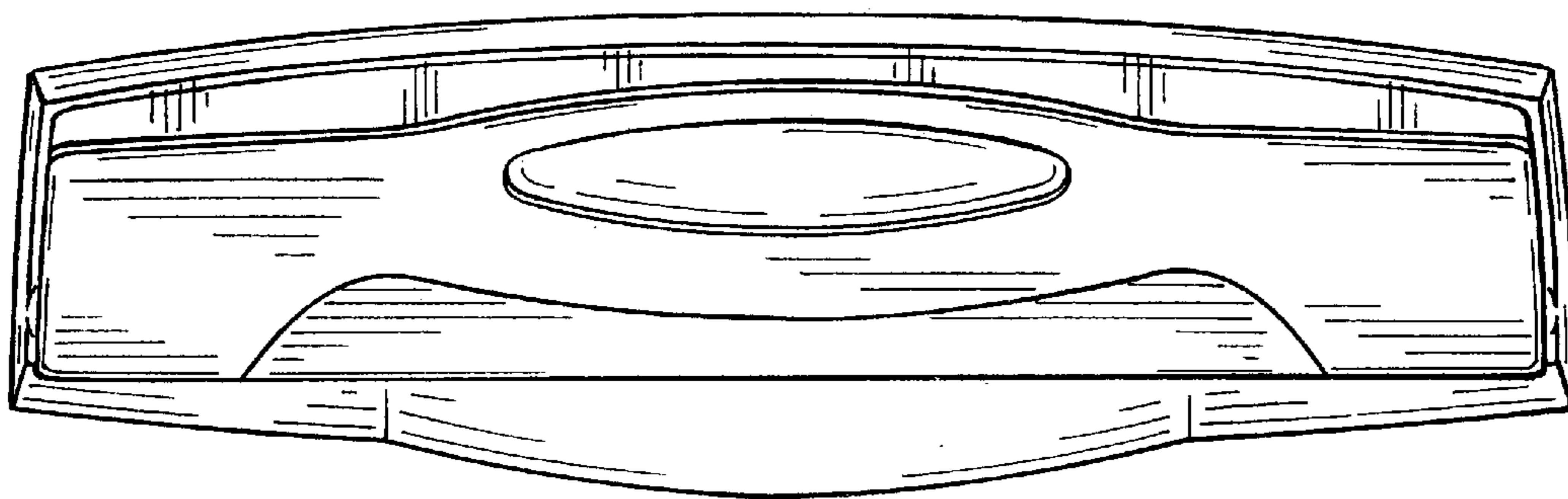


Fig. 5

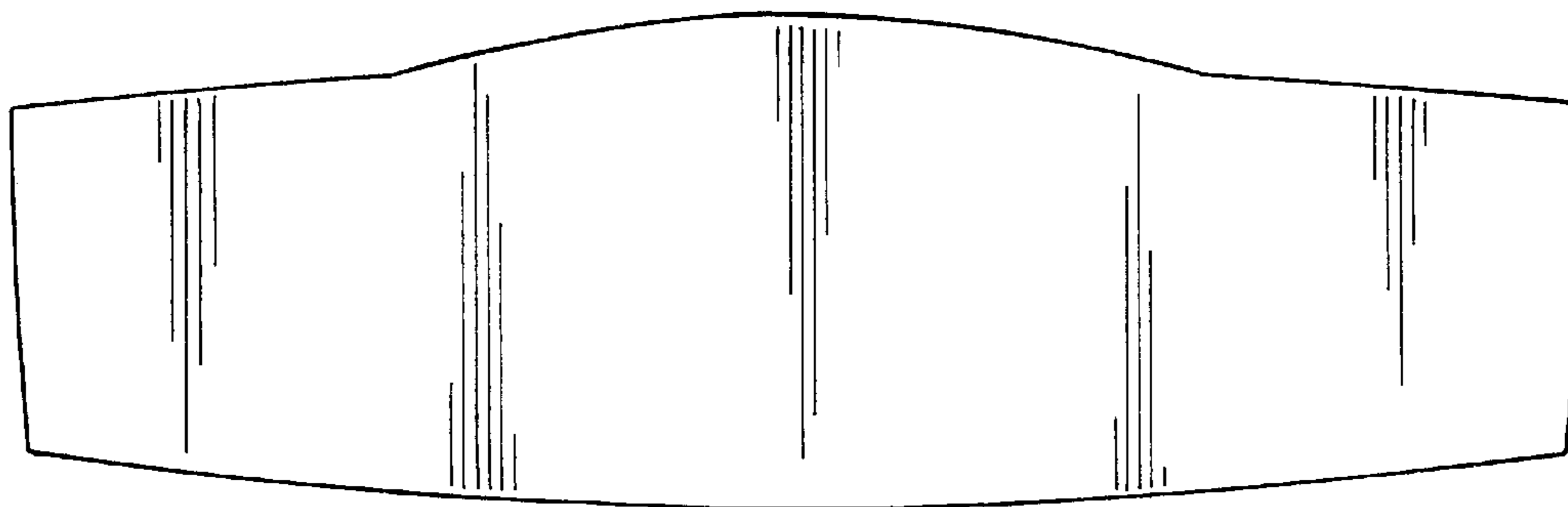


Fig. 6