



US00D542813S

(12) **United States Design Patent**
Rosenbaum et al.

(10) **Patent No.:** **US D542,813 S**

(45) **Date of Patent:** **** May 15, 2007**

(54) **NUT CUTTER**

(75) Inventors: **Kevin W. Rosenbaum**, 23 Oak Rd.,
Rocky River, OH (US) 44116; **William
E. Bartasevich**, Kent, OH (US)

(73) Assignee: **Kevin W. Rosenbaum**, Rocky River,
OH (US)

(**) Term: **14 Years**

(21) Appl. No.: **29/241,266**

(22) Filed: **Oct. 25, 2005**

(51) **LOC (8) Cl.** **15-09**

(52) **U.S. Cl.** **D15/139**

(58) **Field of Classification Search** D15/139,
D15/138; D8/70, 98; 408/67, 97, 112, 79,
408/80, 84, 202, 204

See application file for complete search history.

(56) **References Cited**

U.S. PATENT DOCUMENTS

3,620,635	A	11/1971	Dal Bianco	
3,640,635	A	2/1972	Von Hollen	
3,970,407	A	7/1976	Uffman	
3,973,862	A *	8/1976	Segal	408/204
4,203,211	A	5/1980	Quick	
4,297,059	A *	10/1981	Miyanaga	408/202
4,375,341	A	3/1983	Schulze	
4,682,399	A	7/1987	Heimbach	
D317,455	S *	6/1991	Martin	D15/139

D321,894	S	* 11/1991	Harris	D15/139
D342,270	S	* 12/1993	Kwang	D15/139
D408,831	S	* 4/1999	McGregor	D15/139
6,629,804	B1	10/2003	Rosenbaum	

FOREIGN PATENT DOCUMENTS

FR 2 441 455 6/1980

* cited by examiner

Primary Examiner—Philip S. Hyder

(74) *Attorney, Agent, or Firm*—Renner, Otto, Boisselle &
Sklar, LLP

(57) **CLAIM**

The ornamental design for a nut cutter, as shown and described.

DESCRIPTION

FIG. 1 is a perspective view of a nut cutter showing our new design;

FIG. 2 is a top plan view thereof, the bottom plan view being a mirror image;

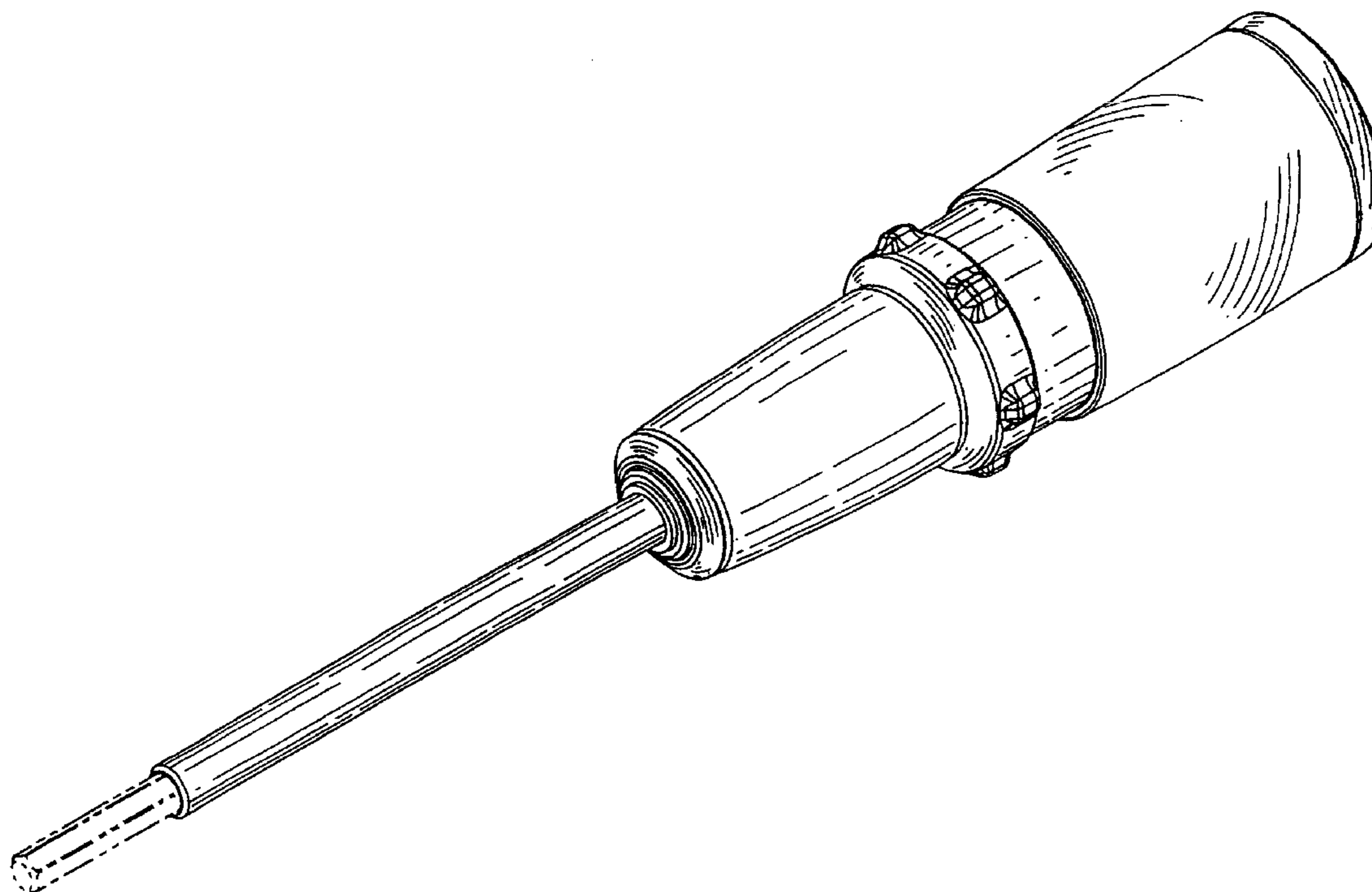
FIG. 3 is a right side elevation view thereof, the left side being a mirror image;

FIG. 4 is a left end elevation view thereof; and,

FIG. 5 is a right end elevation view thereof.

The broken line showing in all of the drawing figures is for illustrative purposes only and forms no part of the claimed design.

1 Claim, 2 Drawing Sheets



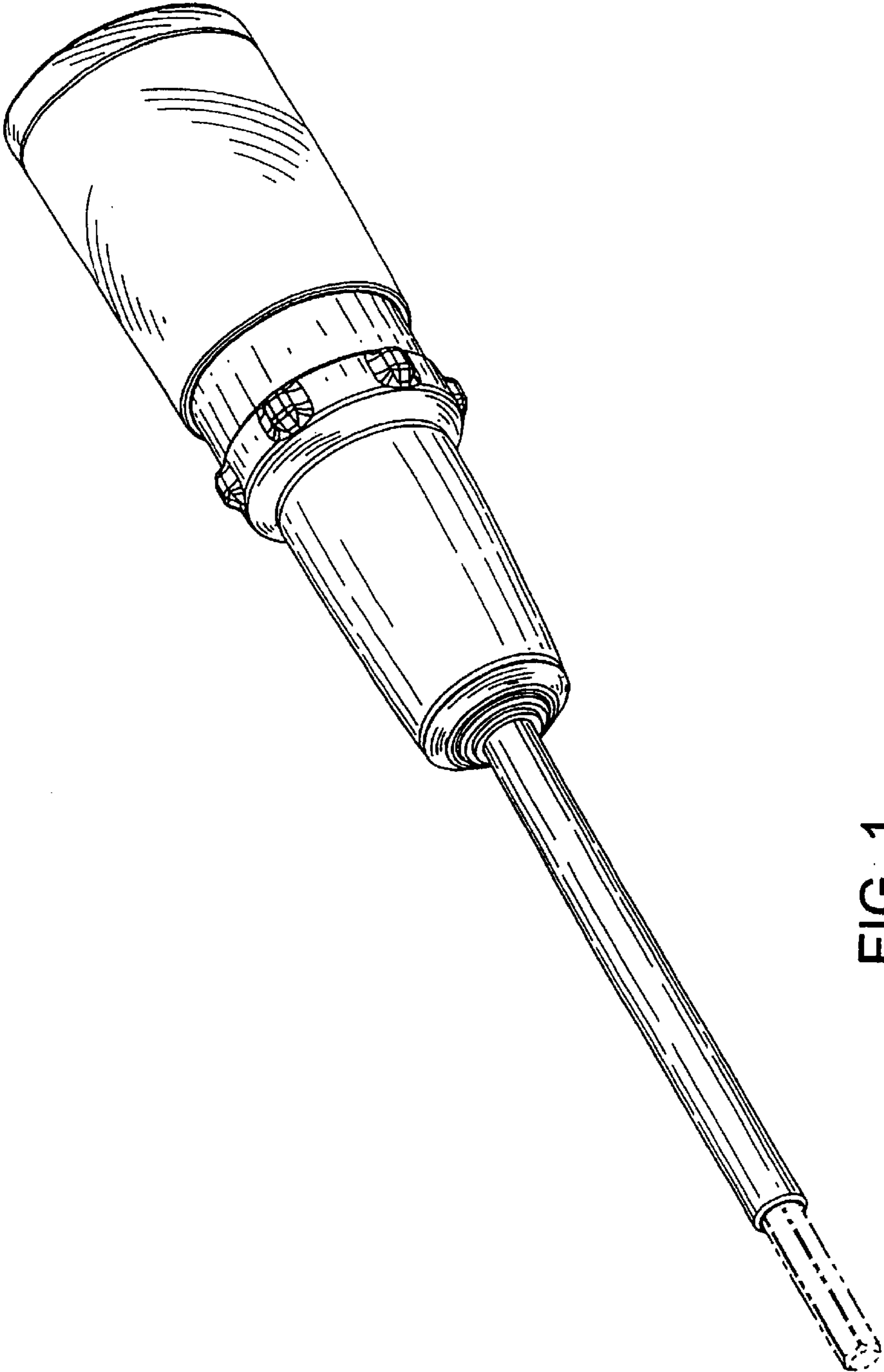


FIG. 1




FIG. 2

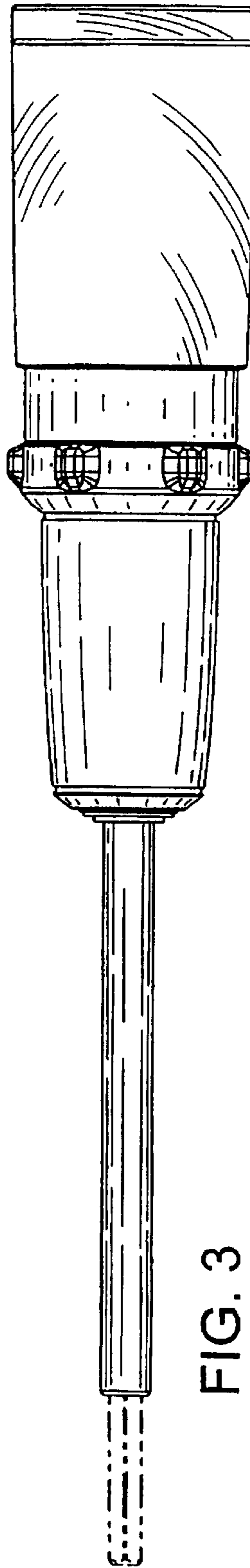


FIG. 3

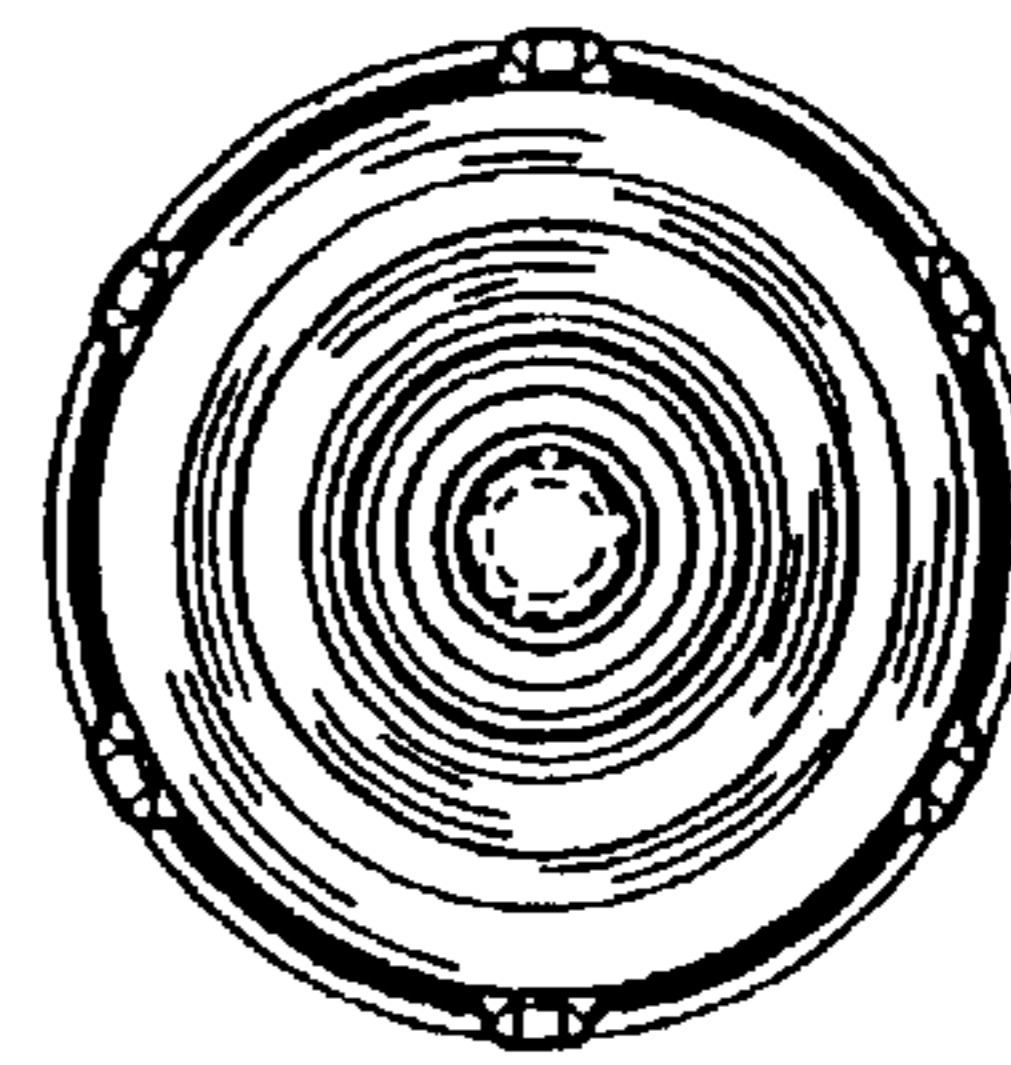


FIG. 4

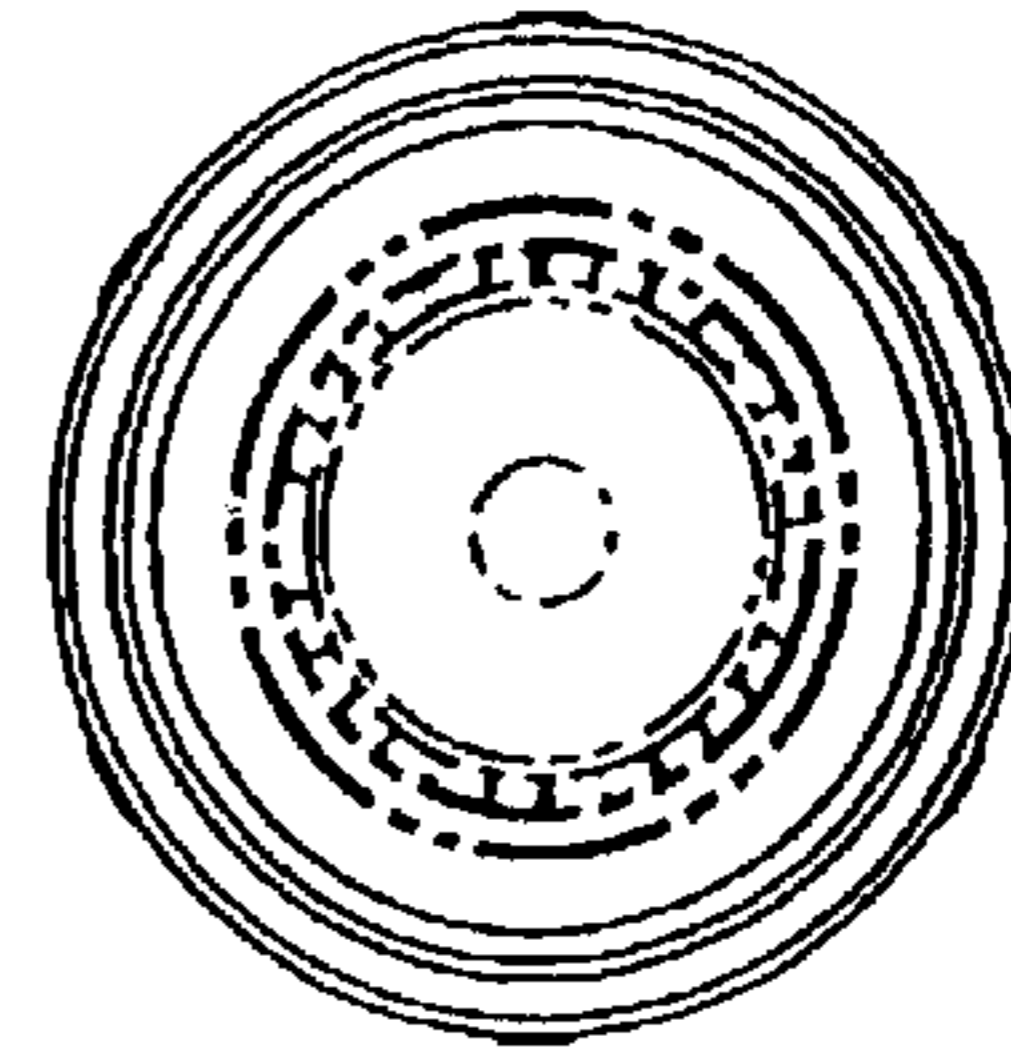


FIG. 5