



US00D542812S

(12) **United States Design Patent**
Mori

(10) **Patent No.:** **US D542,812 S**

(45) **Date of Patent:** **** May 15, 2007**

(54) **REFRIGERATOR/FREEZER**

(76) **Inventor:** **Tyrus H. Mori**, 605 N. Pine St., Mount Prospect, IL (US) 60056-2058

(**) **Term:** **14 Years**

(21) **Appl. No.:** **29/232,177**

(22) **Filed:** **Jun. 15, 2005**

(51) **LOC (8) Cl.** **15-07**

(52) **U.S. Cl.** **D15/86**

(58) **Field of Classification Search** D15/79-82,
D15/85-87; D6/397, 470; 62/3.1, 371, 440,
62/467, 531; 312/116, 117, 352
See application file for complete search history.

D358,823 S	5/1995	Grant	
5,704,107 A	1/1998	Schmidt et al.	
D410,013 S	* 5/1999	Takasago et al. D15/86
D410,473 S	* 6/1999	Higuchi et al. D15/86
D411,211 S	* 6/1999	Higuchi et al. D15/80
D440,987 S	4/2001	Okamoto et al.	
D491,204 S	* 6/2004	Sagawa et al. D15/86
D501,856 S	2/2005	Okamoto et al.	

* cited by examiner

Primary Examiner—Stella Reid
Assistant Examiner—Shanda C. Hill

(57) **CLAIM**

The ornamental design for a “refrigerator/freezer,” as shown and described.

DESCRIPTION

FIG. 1 is a front, right perspective view of a “refrigerator/freezer” showing my new design;
FIG. 2 is a front elevational view thereof;
FIG. 3 is a bottom plan view thereof;
FIG. 4 is a top plan view thereof;
FIG. 5 is a right elevational view thereof, the left side elevational being a mirror image thereto;
FIG. 6 is a rear elevational view thereof; and,
FIG. 7 is an enlarged front perspective view of FIG. 2, shown with the doors opened.

1 Claim, 5 Drawing Sheets

(56) **References Cited**

U.S. PATENT DOCUMENTS

D45,578 S	*	4/1914	Hilliker	D6/397
D134,401 S		11/1942	Reindel		
3,070,852 A	*	1/1963	Hilliker	D15/85
D236,654 S	*	9/1975	Meyer	D15/86
4,416,119 A		11/1983	Wilson et al.		
D275,969 S	*	10/1984	Bowers	D6/470
D323,083 S		1/1992	Vaara-Sternog		
D326,461 S	*	5/1992	Nakao et al.	D15/86
D334,491 S		4/1993	Poland		
D342,744 S		12/1993	Renner		
D349,829 S	*	8/1994	Bustos	D6/470

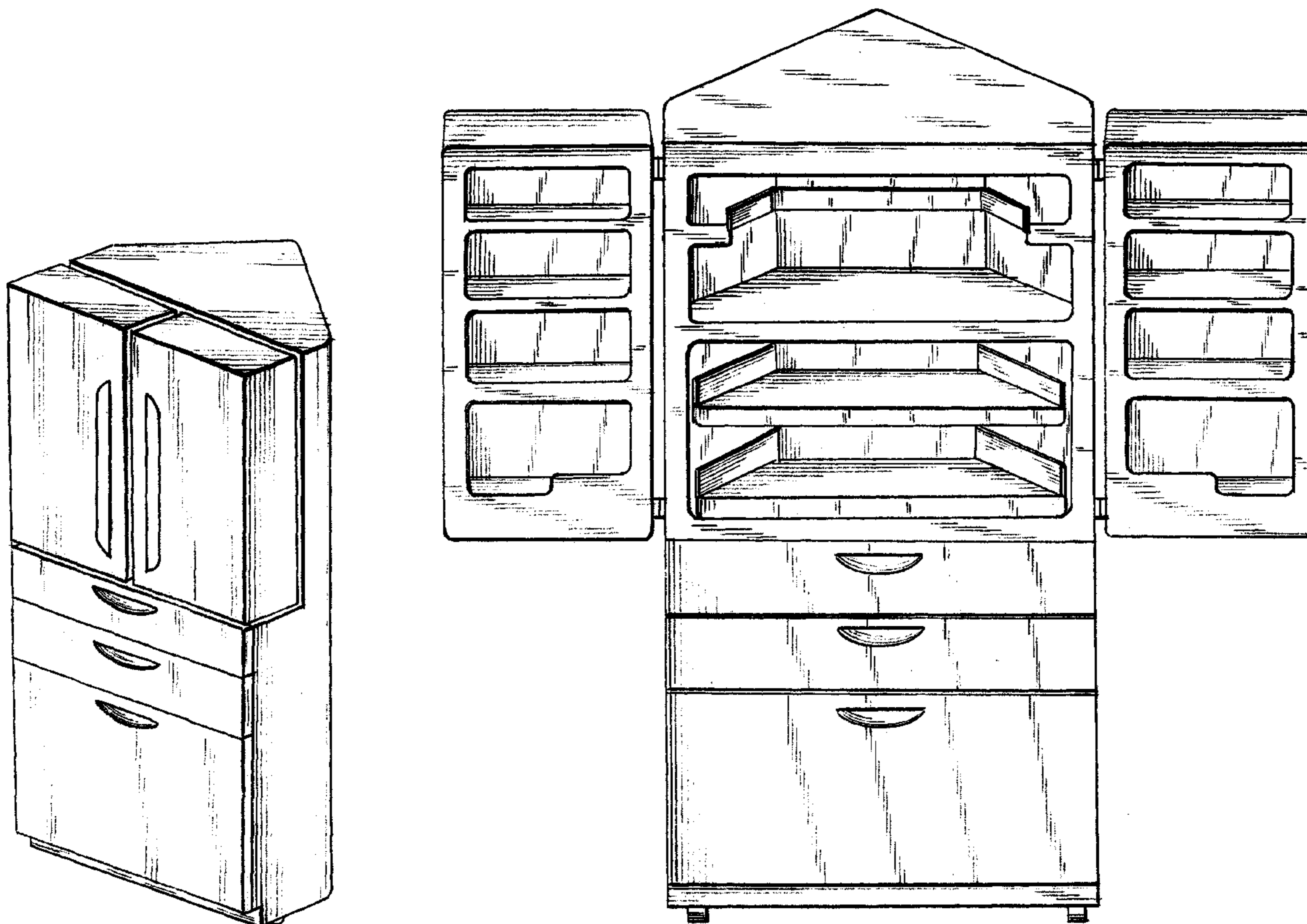


Fig. 1

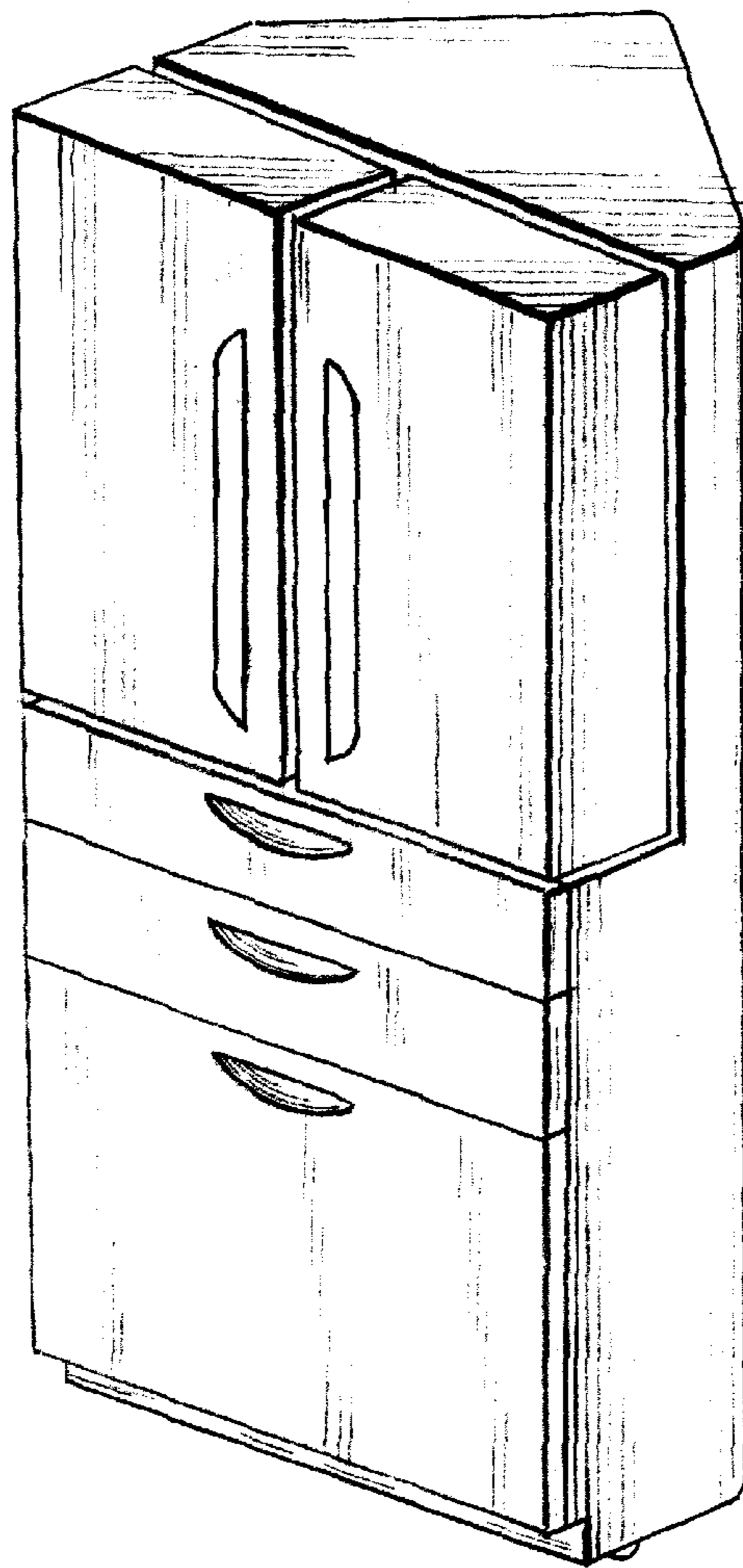


Fig. 2

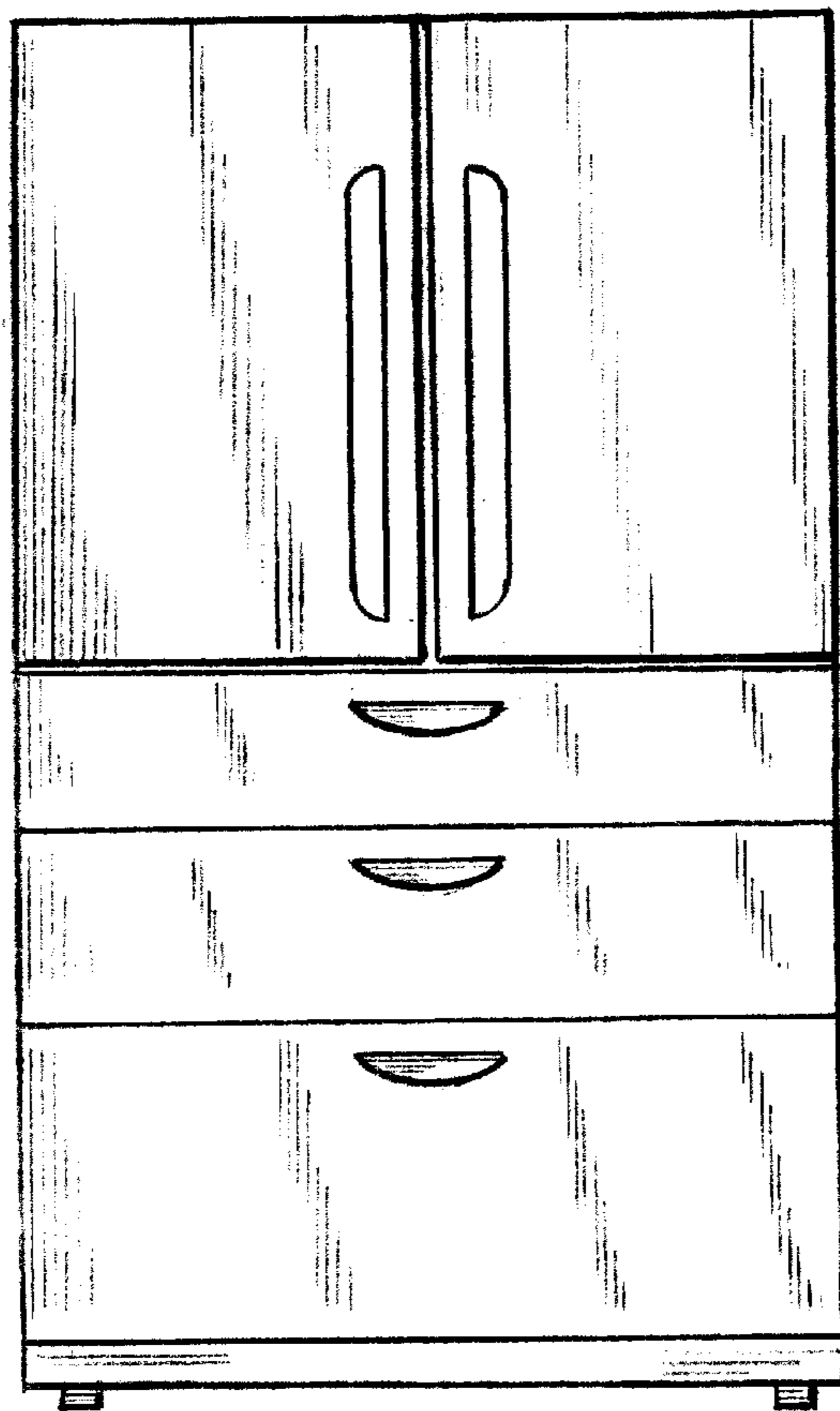


Fig. 3

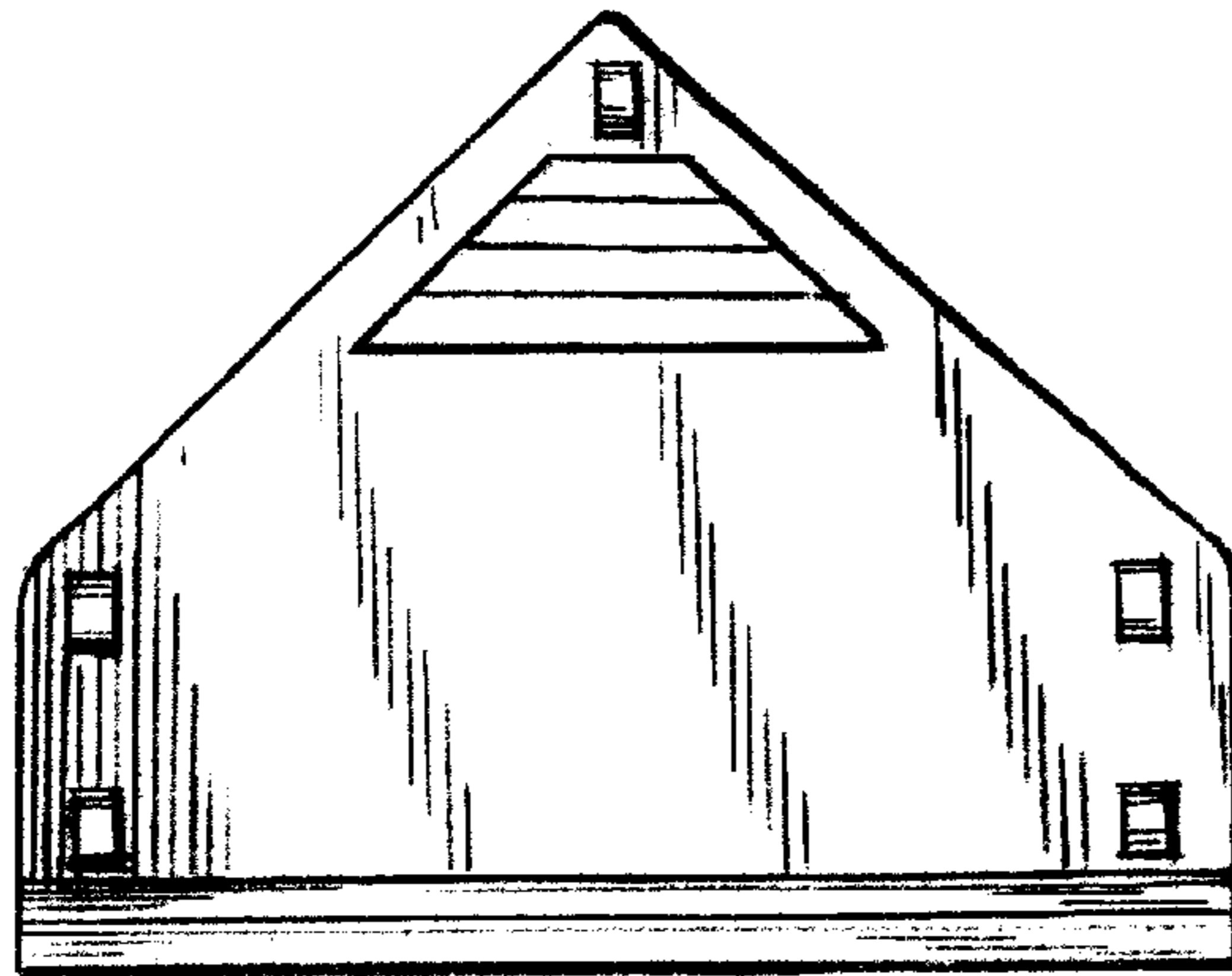


Fig. 4

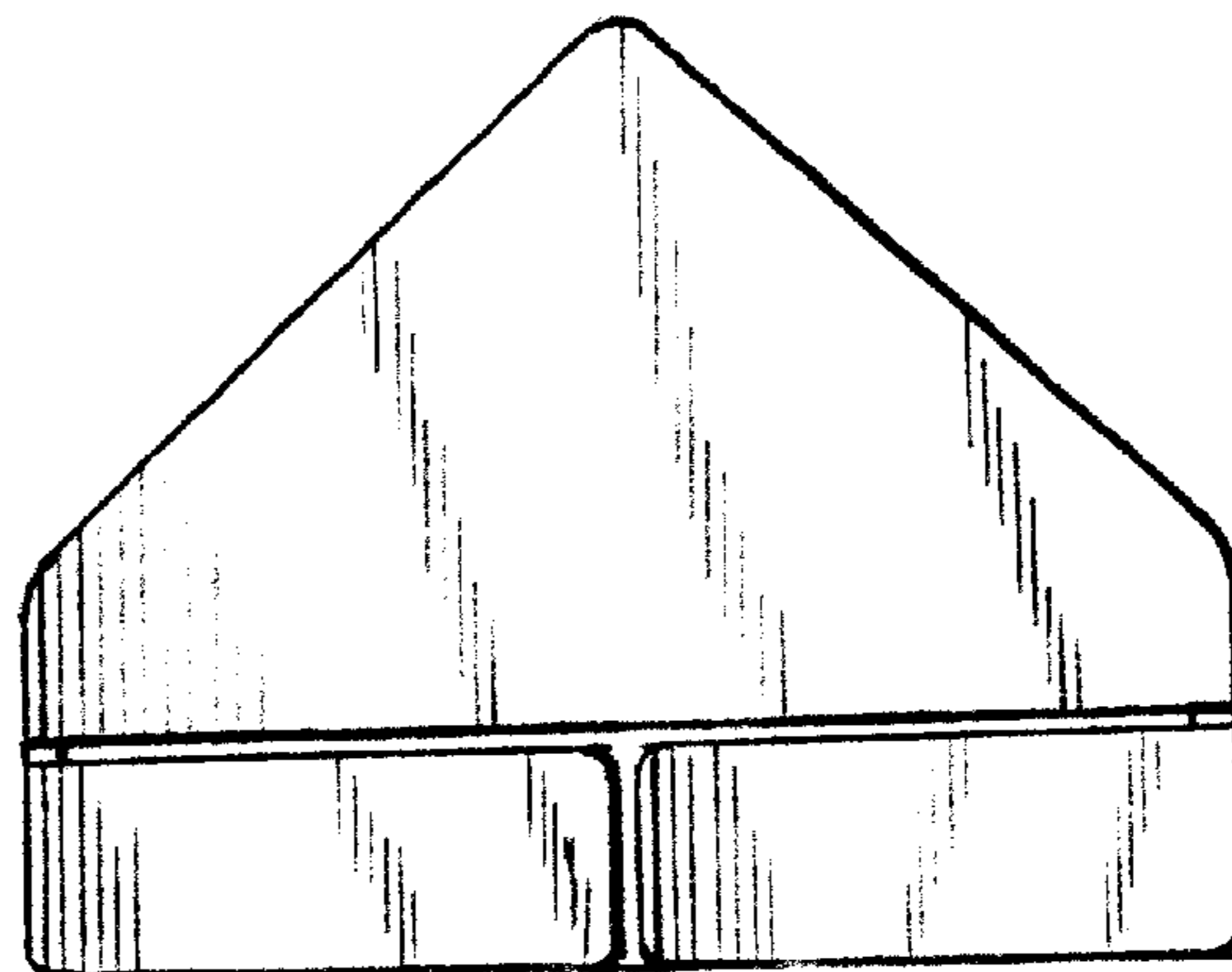


Fig. 5




Fig. 6

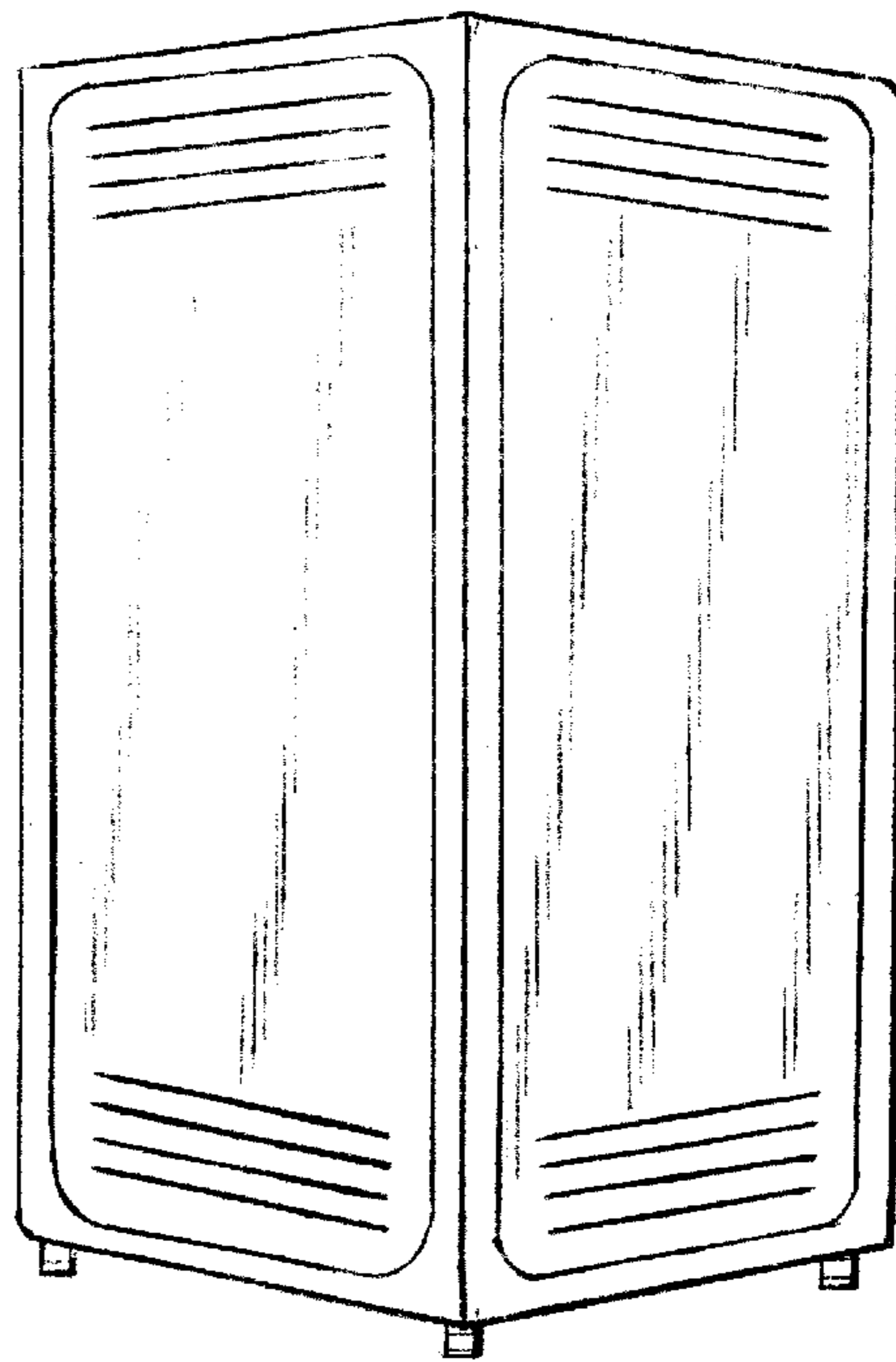


Fig. 7

