



US00D542798S

(12) **United States Design Patent**  
**Chen et al.**

(10) **Patent No.:** **US D542,798 S**

(45) **Date of Patent:** **\*\* May 15, 2007**

(54) **COMPUTER FRONT BEZEL**

D512,429 S \* 12/2005 Su et al. .... D14/444  
D512,721 S \* 12/2005 Yu et al. .... D14/444

(75) Inventors: **Yun-Lung Chen**, Shenzhen (CN);  
**Ning-Bo Pan**, Shenzhen (CN)

\* cited by examiner

(73) Assignee: **Hon Hai Precision Industry Co., Ltd.**,  
Tu-Cheng, Taipei Hsien (TW)

*Primary Examiner*—Freda S. Nunn  
(74) *Attorney, Agent, or Firm*—Wei-Te Chung

(\*\*) Term: **14 Years**

(57) **CLAIM**

The ornamental design for a computer front bezel, as shown and described.

(21) Appl. No.: **29/255,643**

(22) Filed: **Mar. 10, 2006**

**DESCRIPTION**

(51) **LOC (8) Cl.** ..... **14-02**

(52) **U.S. Cl.** ..... **D14/444**

(58) **Field of Classification Search** ..... D14/441-446;  
D13/162, 184, 199; 312/223.2; 361/680-686,  
361/690-696; 369/34.01, 36.01

See application file for complete search history.

FIG. 1 is a perspective view of a computer front bezel of our new design;

FIG. 2 is a front elevational view thereof;

FIG. 3 is a rear elevational view thereof;

FIG. 4 is a left side elevational view thereof;

FIG. 5 is a right side elevational view thereof;

FIG. 6 is a top plan view thereof;

FIG. 7 is a bottom plan view thereof; and,

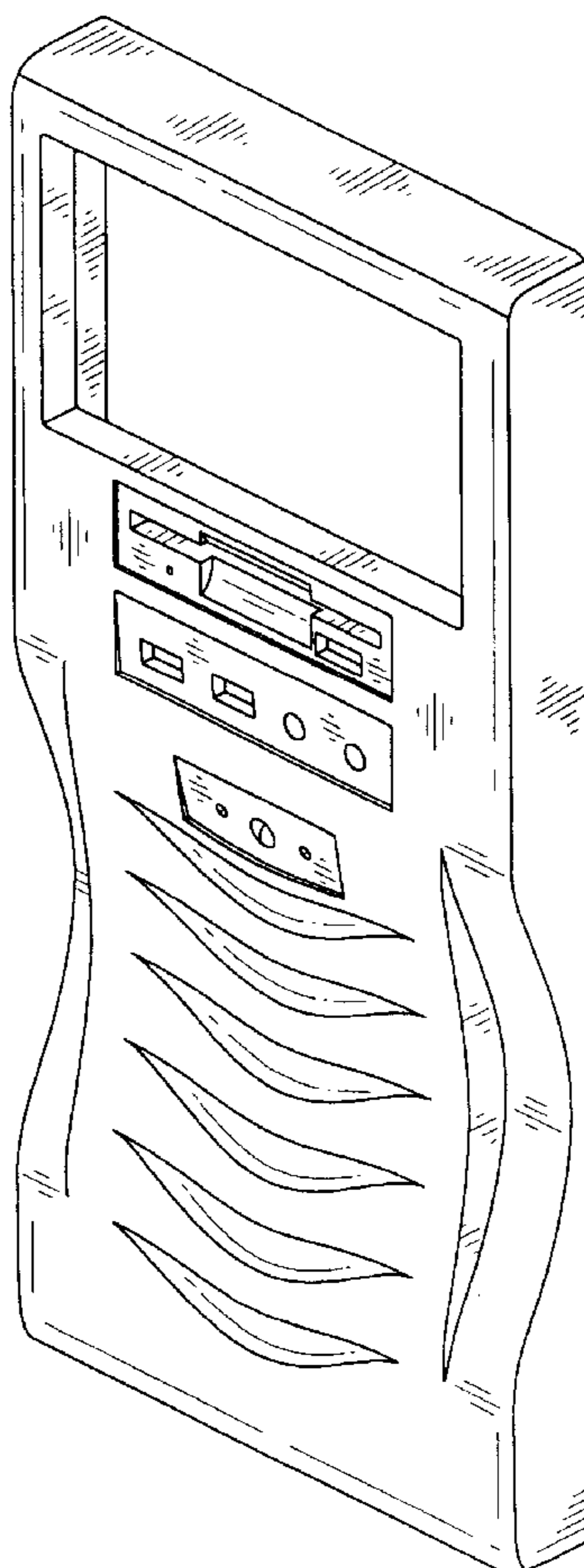
FIG. 8 is a perspective view thereof being mounted to a computer case which is shown in broken lines for illustrative purposes only and forms no part of the claimed design.

(56) **References Cited**

U.S. PATENT DOCUMENTS

5,169,218 A \* 12/1992 Chu ..... 312/223.2  
D431,825 S \* 10/2000 Jean et al. .... D14/444  
D439,254 S \* 3/2001 Zhao ..... D14/441

**1 Claim, 6 Drawing Sheets**



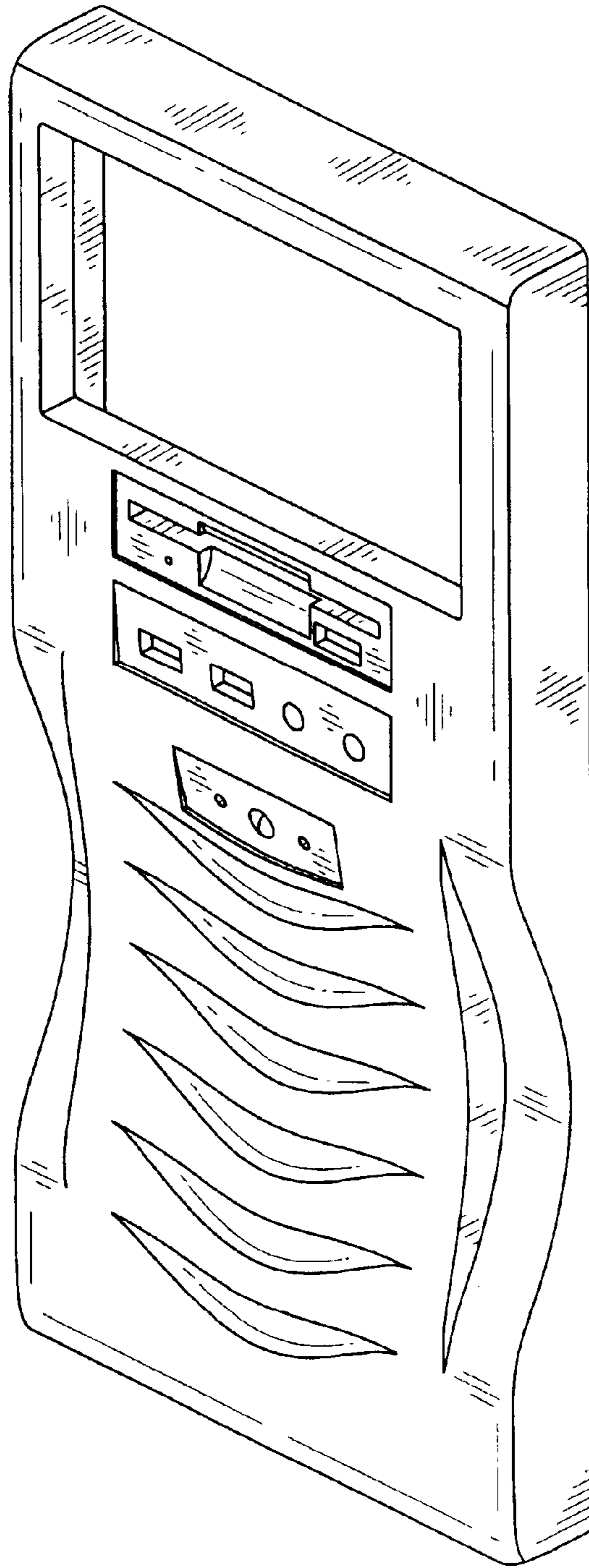


FIG. 1

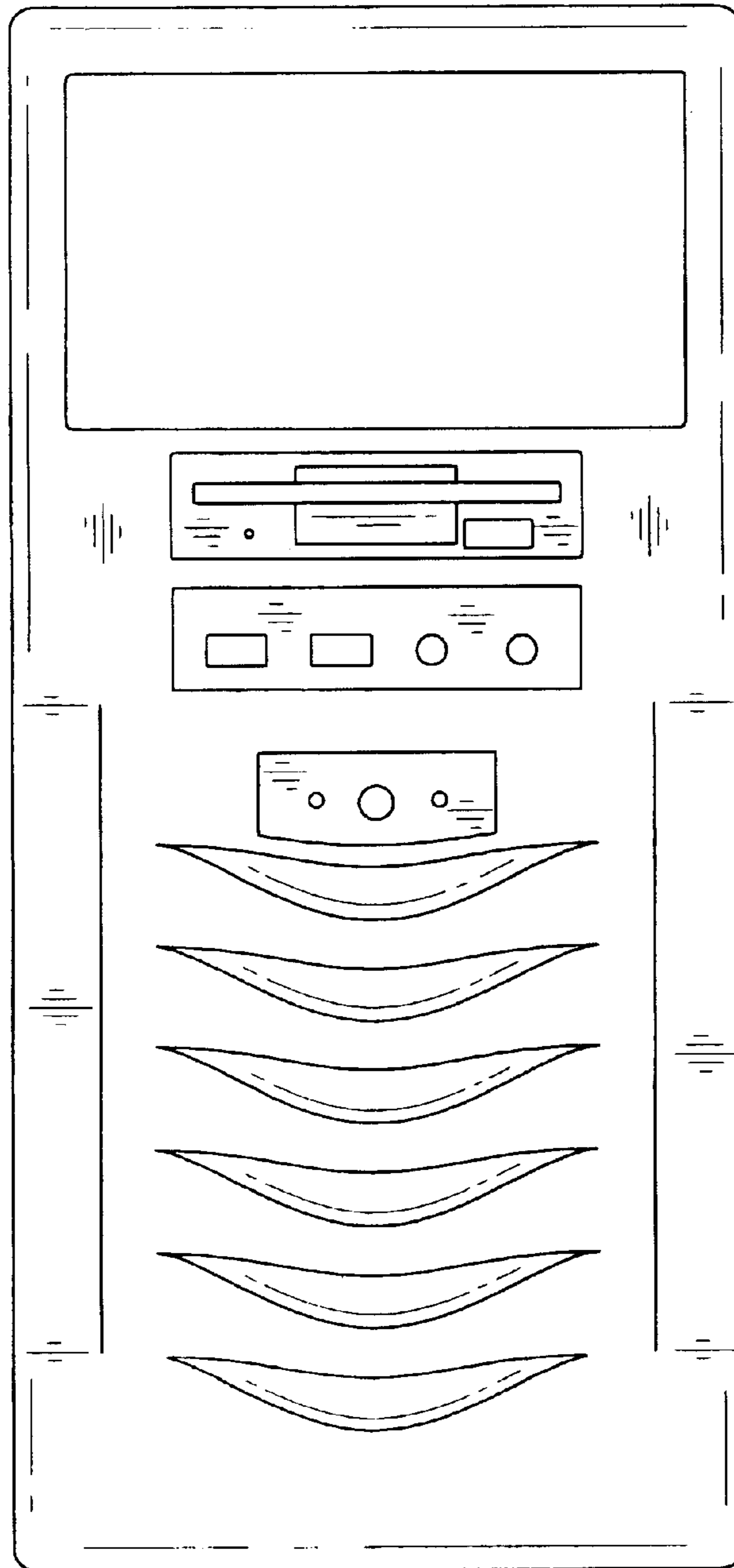


FIG. 2

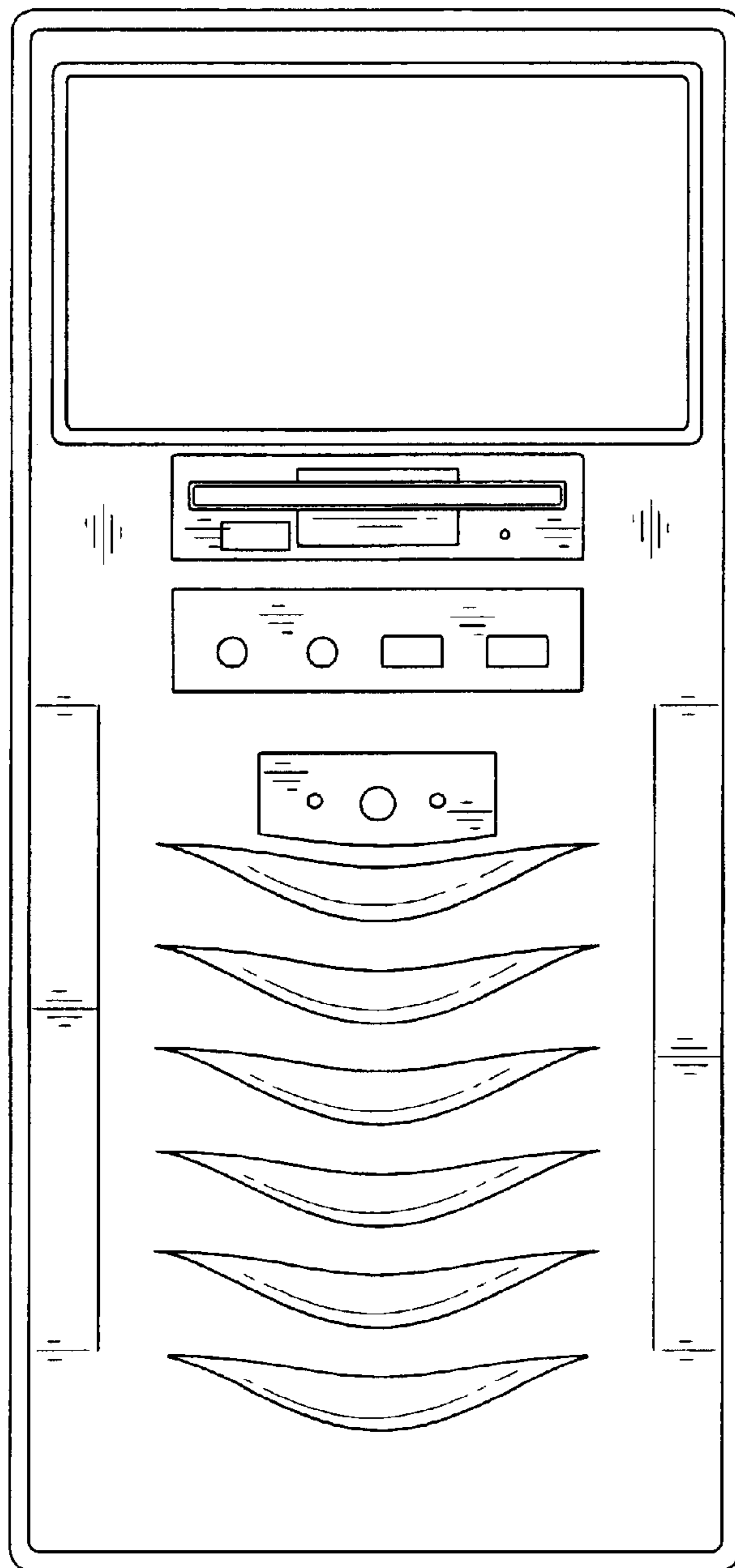


FIG. 3




FIG. 4



FIG. 5



FIG. 6



FIG. 7

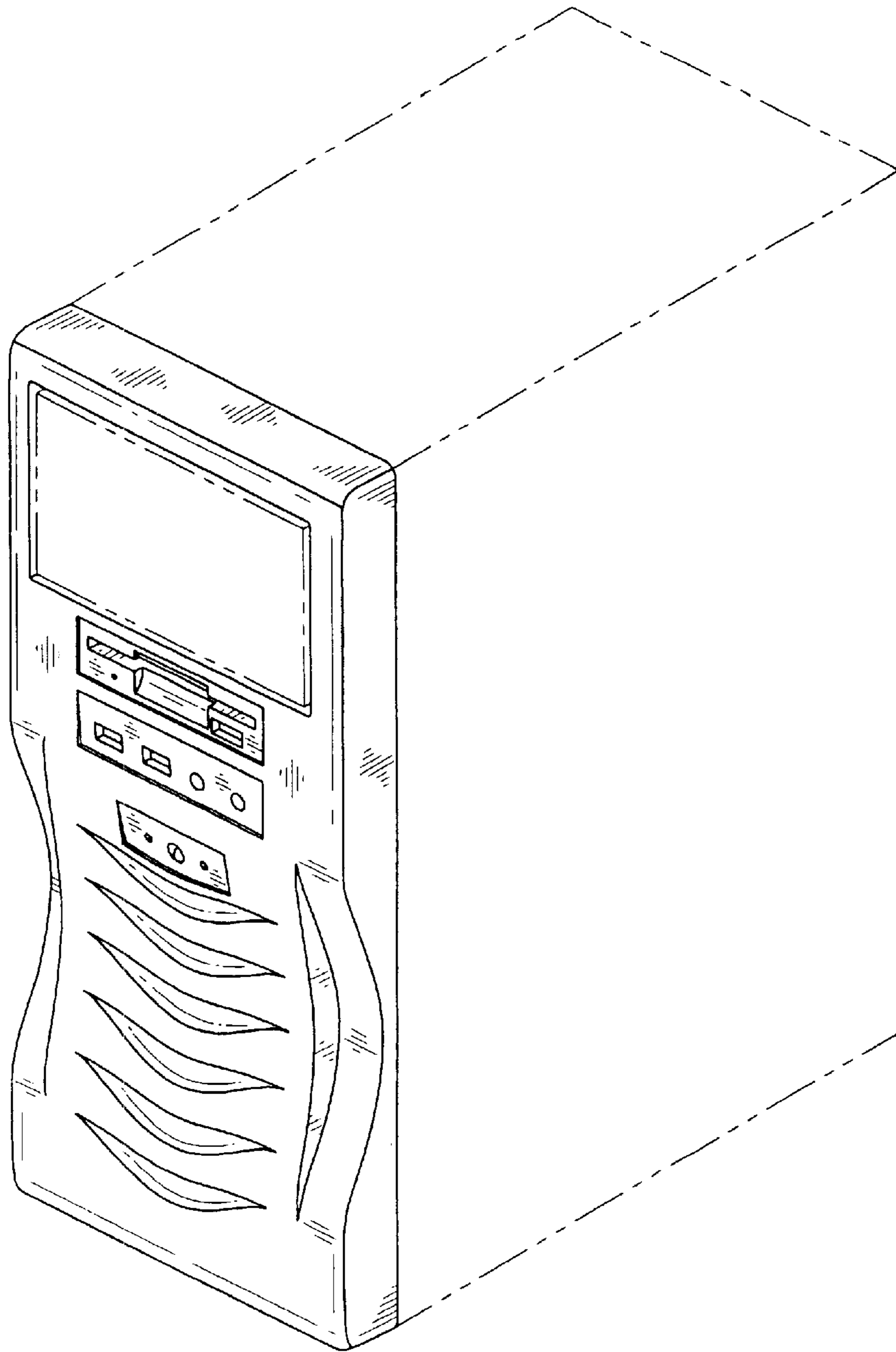


FIG. 8