

US00D542790S

(12) **United States Design Patent** (10) **Patent No.:** **US D542,790 S**
Saruta (45) **Date of Patent:** **** *May 15, 2007**

(54) **HARD DISK DRIVE**

(75) Inventor: **Kengo Saruta**, Ome (JP)

(73) Assignee: **Kabushiki Kaisha Toshiba**, Tokyo (JP)

(*) Notice: This patent is subject to a terminal disclaimer.

(**) Term: **14 Years**

(21) Appl. No.: **29/240,463**

(22) Filed: **Oct. 14, 2005**

(30) **Foreign Application Priority Data**

Apr. 14, 2005 (JP) 2005-011067

(51) **LOC (8) Cl.** **14-02**

(52) **U.S. Cl.** **D14/363**

(58) **Field of Classification Search** D14/348,
D14/125, 313, 358, 363, 365-9, 435, 260.1;
D13/162, 182, 184, 199; 360/99.01-99.09,
360/99.11, 99.12, 97.01; 361/690-1; 369/34.01,
369/36.01

See application file for complete search history.

(56) **References Cited**

U.S. PATENT DOCUMENTS

D287,726 S * 1/1987 Itoh et al. D14/367
6,278,574 B1 * 8/2001 Wakita et al. 360/99.01
6,351,344 B1 * 2/2002 Krum et al. 360/97.01

D466,507 S * 12/2002 Nakamura D14/363
6,560,063 B1 * 5/2003 Keffeler et al. 360/97.01
6,757,131 B1 * 6/2004 Iwahara et al. 360/97.01
6,888,718 B2 * 5/2005 Nakamura 361/685
2002/0141107 A1 * 10/2002 Kasetty et al. 360/97.01
2003/0081348 A1 * 5/2003 Watanabe et al. 360/97.01
2003/0227709 A1 * 12/2003 Aketagawa et al. 360/97.01
2005/0024776 A1 * 2/2005 Tsuruta 360/244.1
2005/0117248 A1 * 6/2005 Ho et al. 360/97.01
2005/0174682 A1 * 8/2005 Yoo 360/97.01

* cited by examiner

Primary Examiner—Robin Webster

Assistant Examiner—Karen E. Patterson

(74) *Attorney, Agent, or Firm*—Oblon, Spivak, McClelland, Maier & Neustadt, P.C.

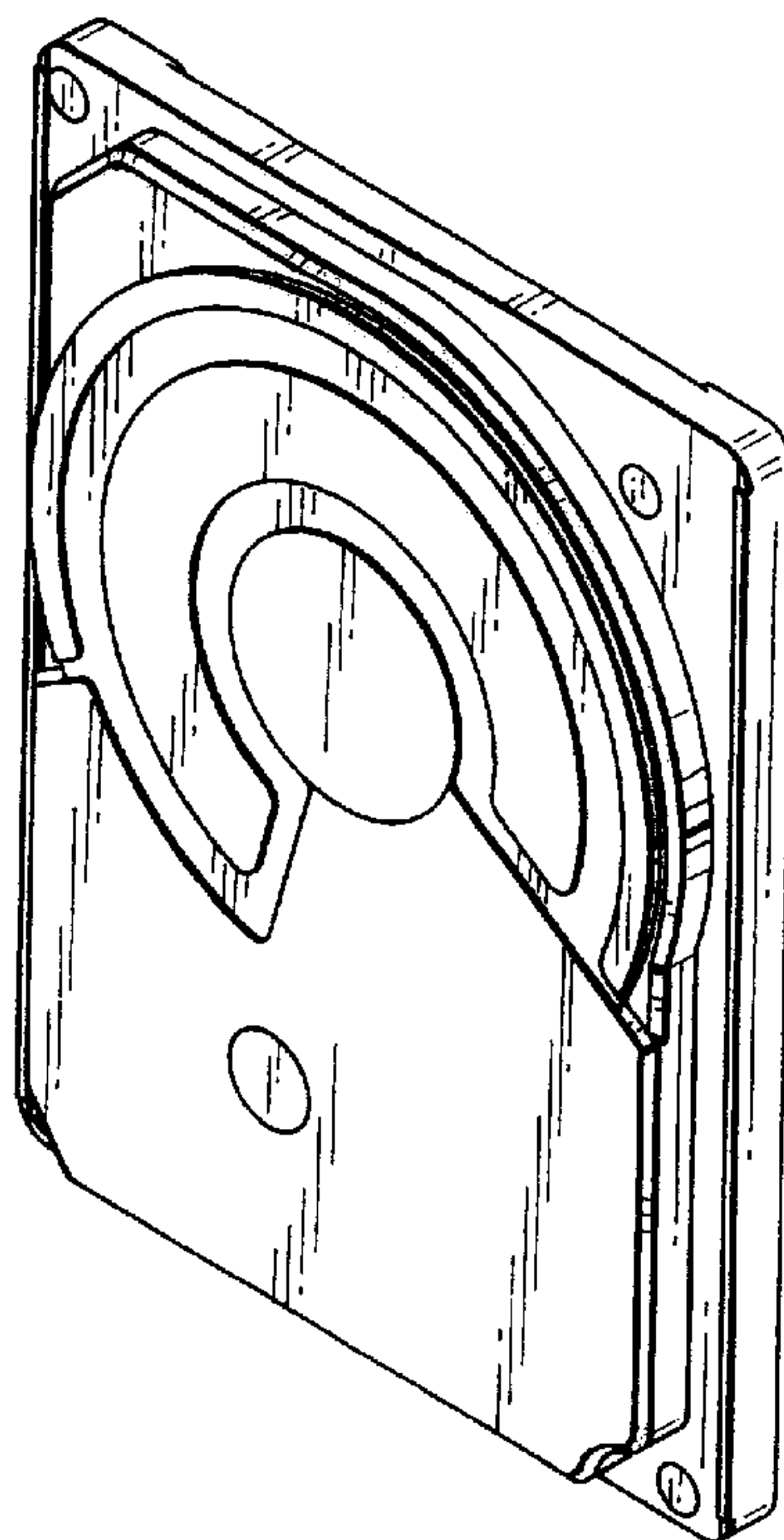
(57) **CLAIM**

The ornamental design for a hard disk drive, as shown and described.

DESCRIPTION

FIG. 1 is a front, top and right side perspective view of a hard disk drive, showing my new design;
FIG. 2 is a front elevational view thereof;
FIG. 3 is a rear elevational view thereof;
FIG. 4 is a top plan view thereof;
FIG. 5 is a bottom plan view thereof;
FIG. 6 is a right side elevational view thereof; and,
FIG. 7 is a left side elevational view thereof.

1 Claim, 3 Drawing Sheets



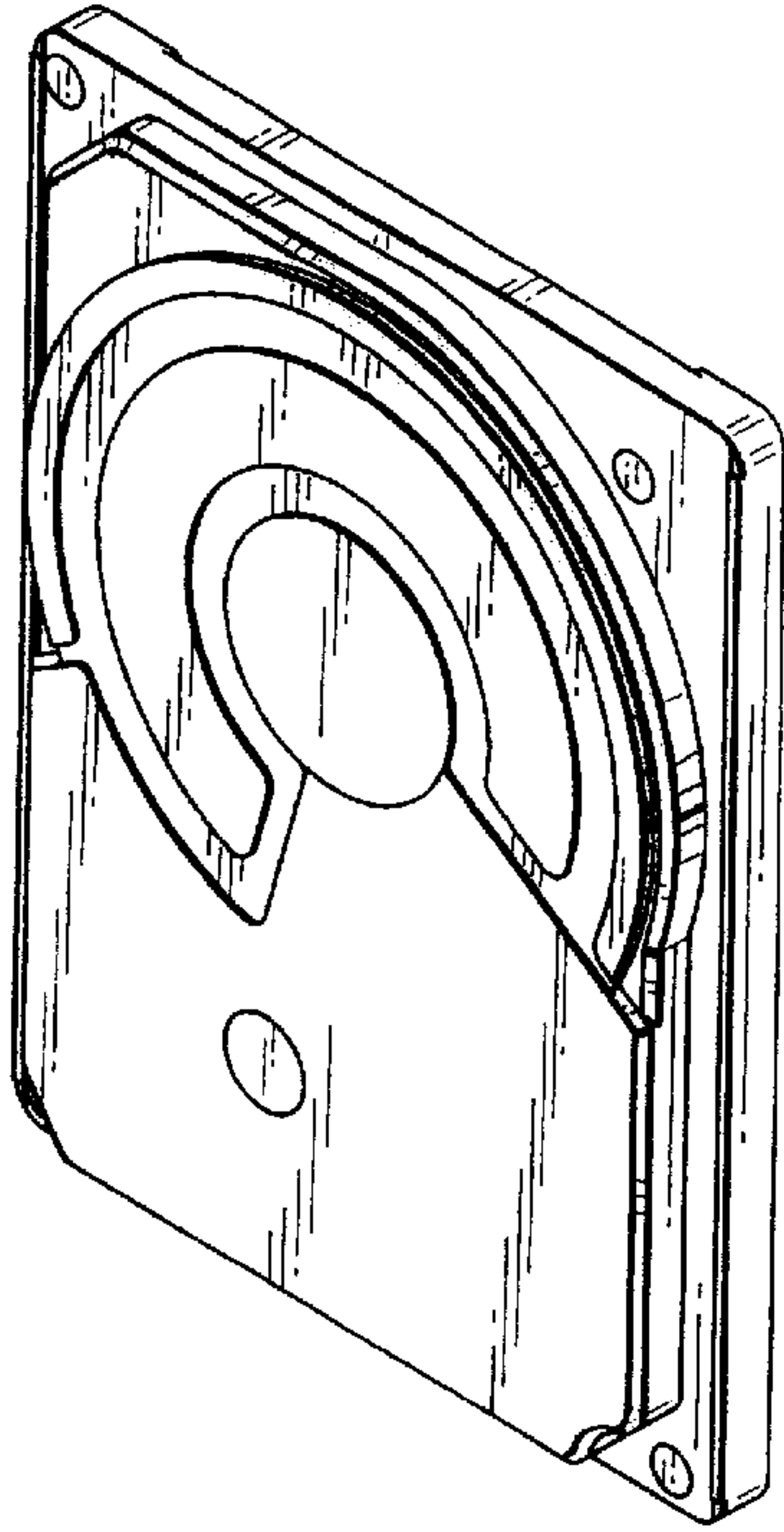


FIG. 1

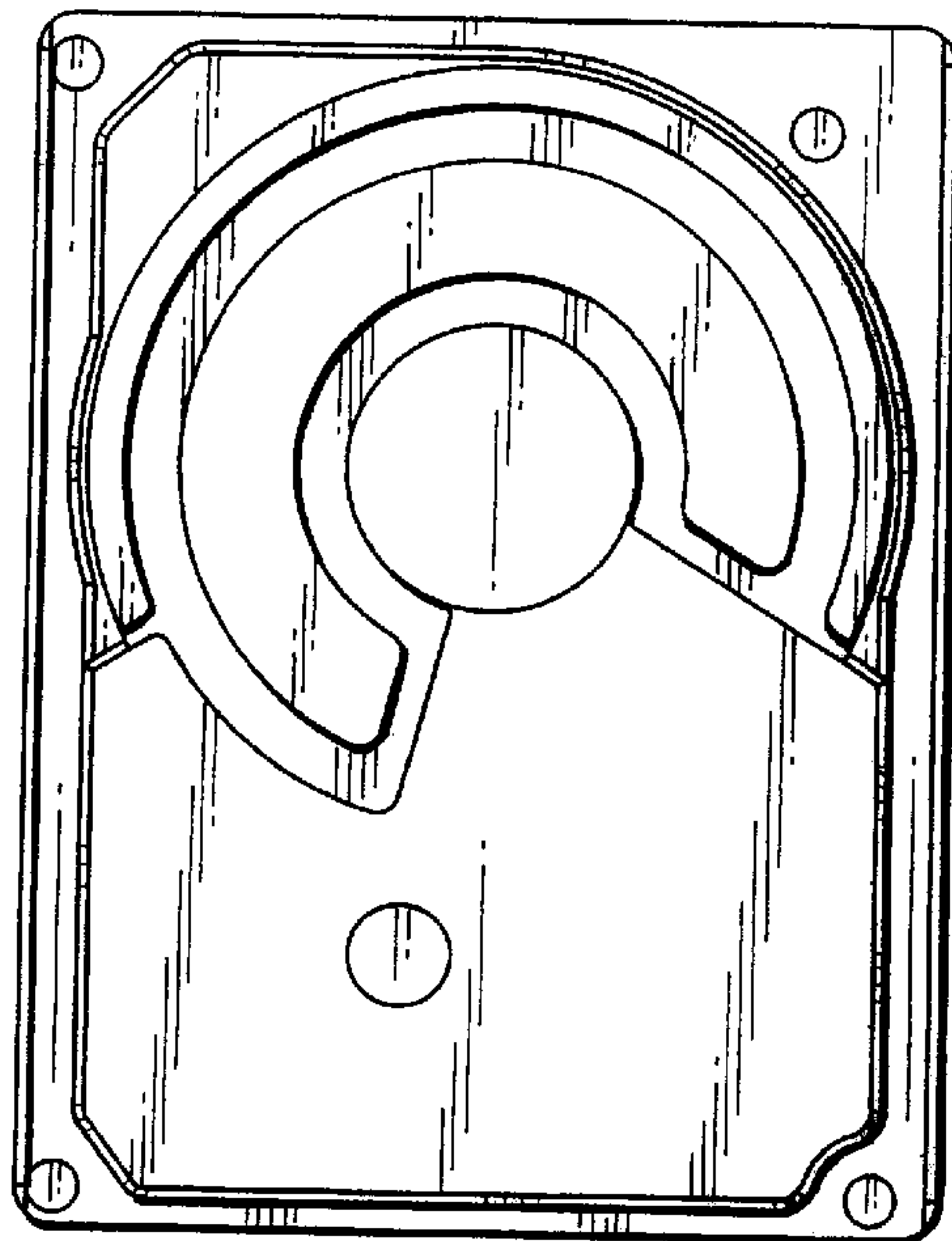


FIG. 2




FIG. 3




FIG. 4




FIG. 5

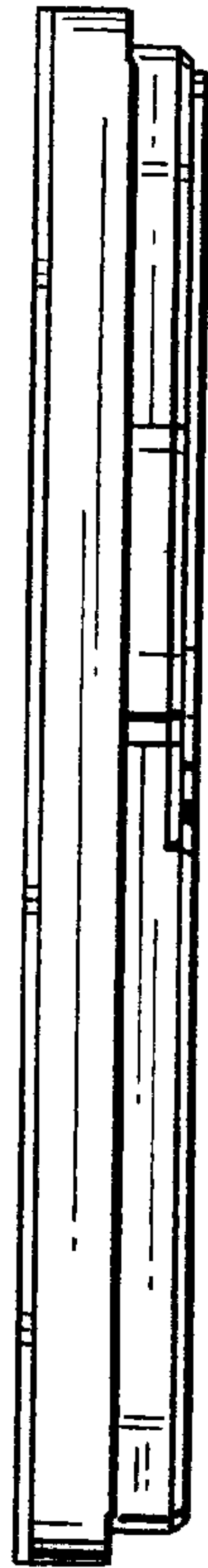


FIG. 7



FIG. 6