



US00D542776S

(12) **United States Design Patent**
Dayan

(10) **Patent No.:** **US D542,776 S**

(45) **Date of Patent:** **** May 15, 2007**

(54) **PORTABLE SPEAKER**

(75) Inventor: **Maurice S. Dayan**, Oakhurst, NJ (US)

(73) Assignee: **Intellectual Solutions, Inc.**, Eatontown, NJ (US)

(**) Term: **14 Years**

(21) Appl. No.: **29/231,835**

(22) Filed: **Jun. 10, 2005**

(51) **LOC (8) Cl.** **14-01**

(52) **U.S. Cl.** **D14/215; D14/216**

(58) **Field of Classification Search** D14/204,
D14/207, 209–216, 356; 181/143–144, 147–148,
181/150, 157, 198–199, 151, 153; 381/300–302,
381/306, 333, 345, 361–364, 386–388
See application file for complete search history.

(56) **References Cited**

U.S. PATENT DOCUMENTS

- 4,942,939 A * 7/1990 Harrison 181/156
- 5,546,468 A * 8/1996 Beard 381/86
- D442,943 S * 5/2001 Chang D14/215
- D475,361 S * 6/2003 Yoneda et al. D14/168

- D480,706 S * 10/2003 Bolton et al. D14/214
- D483,349 S * 12/2003 Murakami D14/215
- D491,167 S * 6/2004 Yokoyama D14/215

* cited by examiner

Primary Examiner—Nanda Bondade

(74) *Attorney, Agent, or Firm*—Robert F. Zielinski, Esq.;
Brian L. Belles, Esq.; Wolf, Block, Schorr and Solis-Cohen
LLP

(57) **CLAIM**

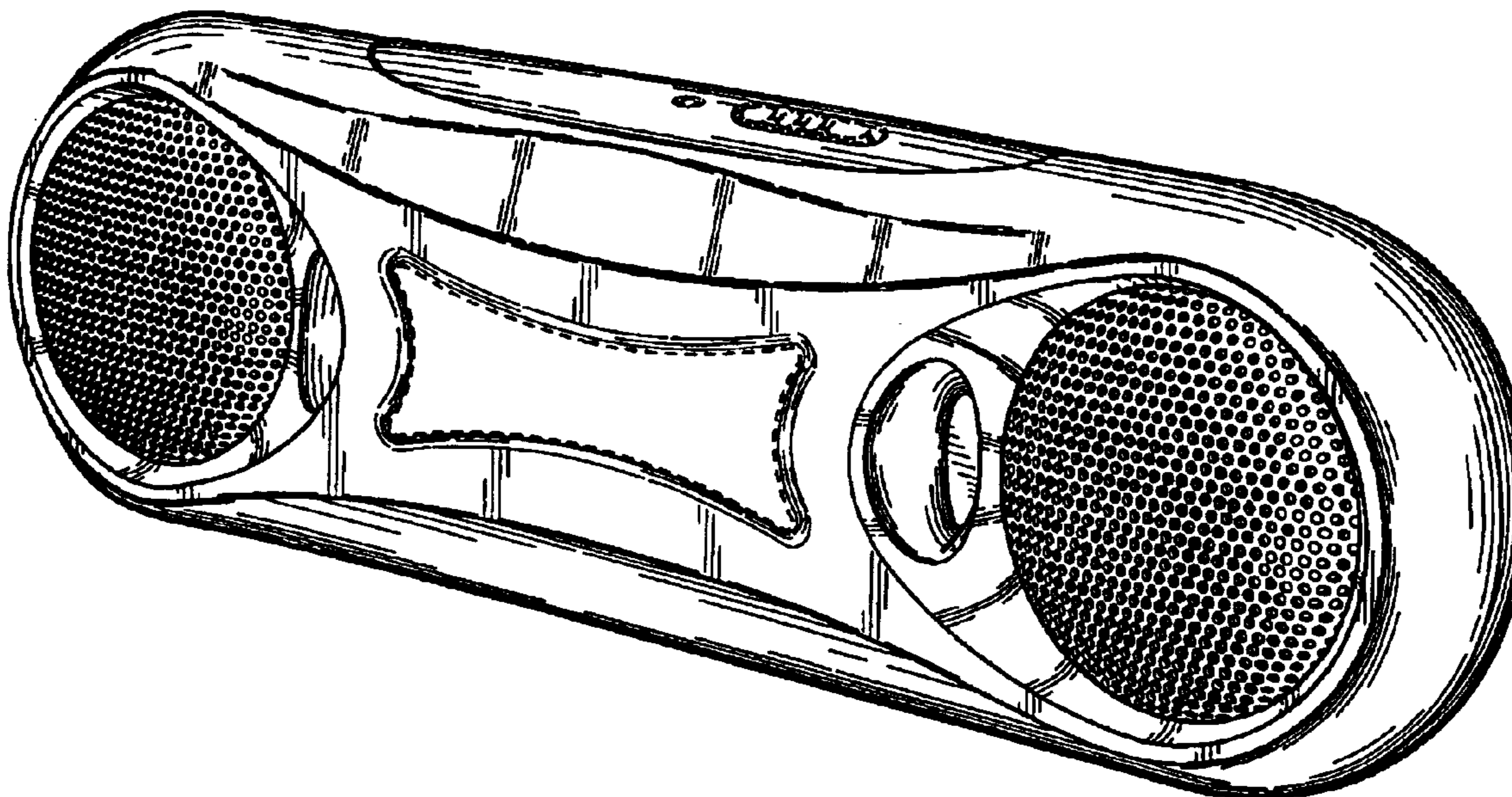
The ornamental design for a portable speaker, as shown and described.

DESCRIPTION

FIG. 1 is a front perspective view of a portable speaker showing my new design;
FIG. 2 is front elevational view thereof;
FIG. 3 is a rear elevational view thereof;
FIG. 4 is a side elevational view thereof;
FIG. 5 is a bottom plan view thereof; and,
FIG. 6 is a top plan view thereof.

The broken line showing on the drawing disclosure is for illustrative purposes only and forms no part of the claimed design.

1 Claim, 6 Drawing Sheets



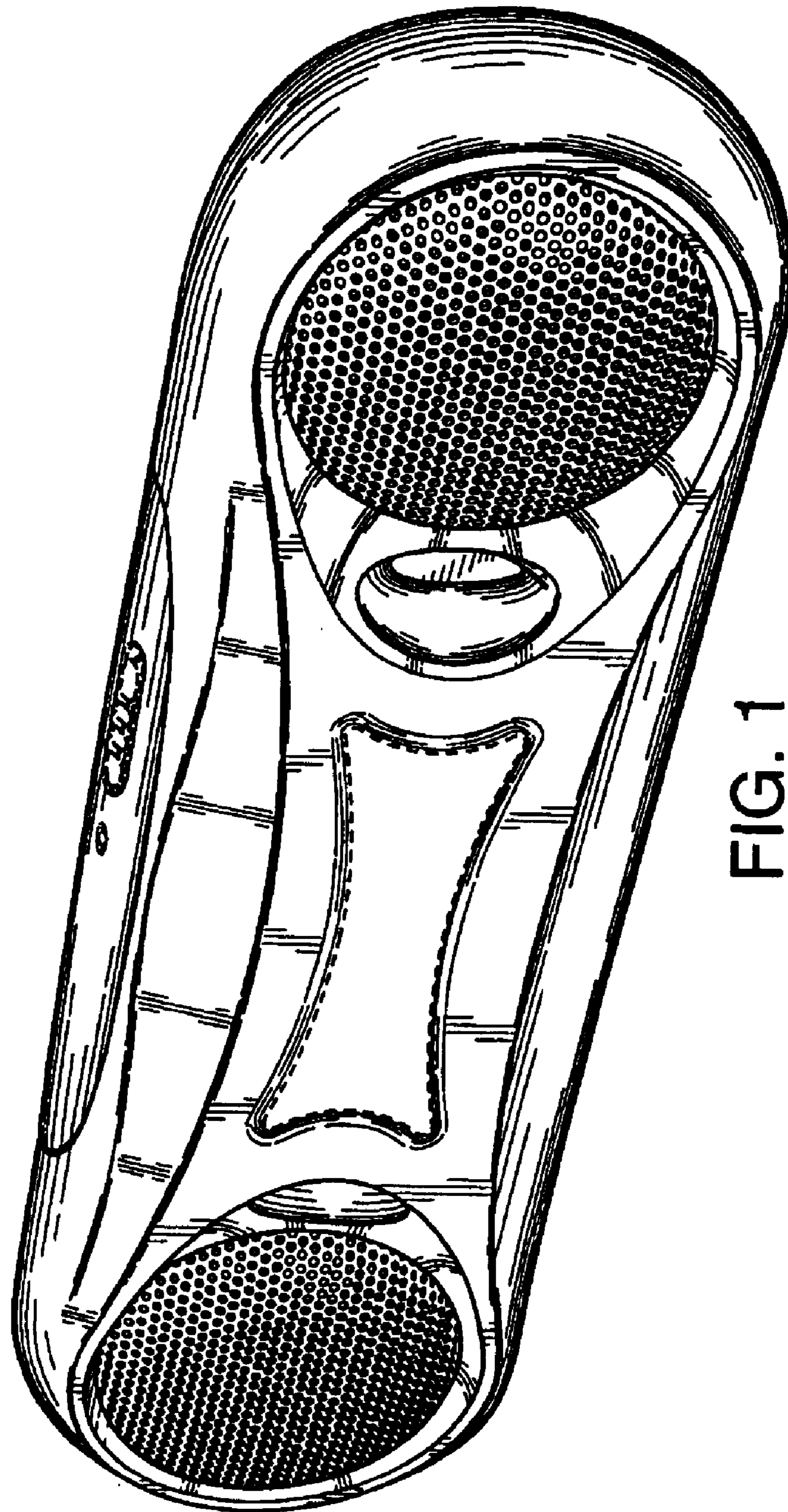


FIG. 1




FIG. 2

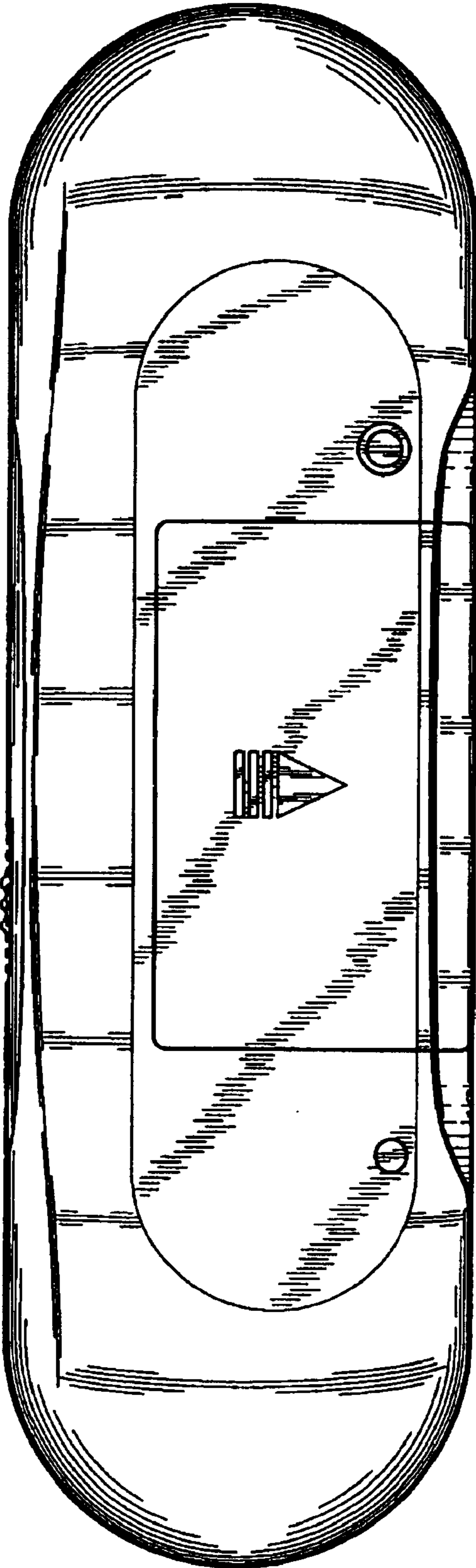


FIG. 3

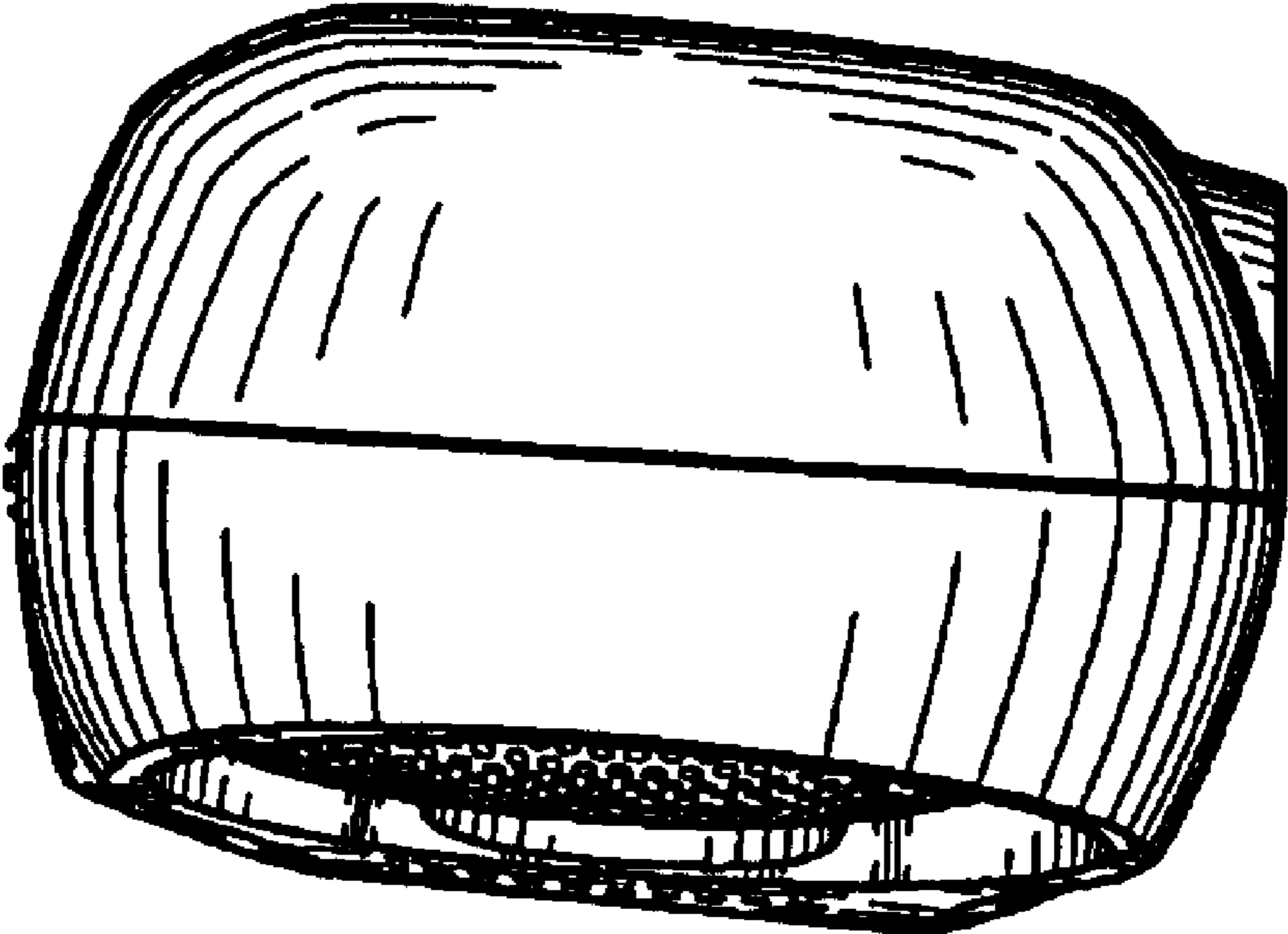


FIG. 4

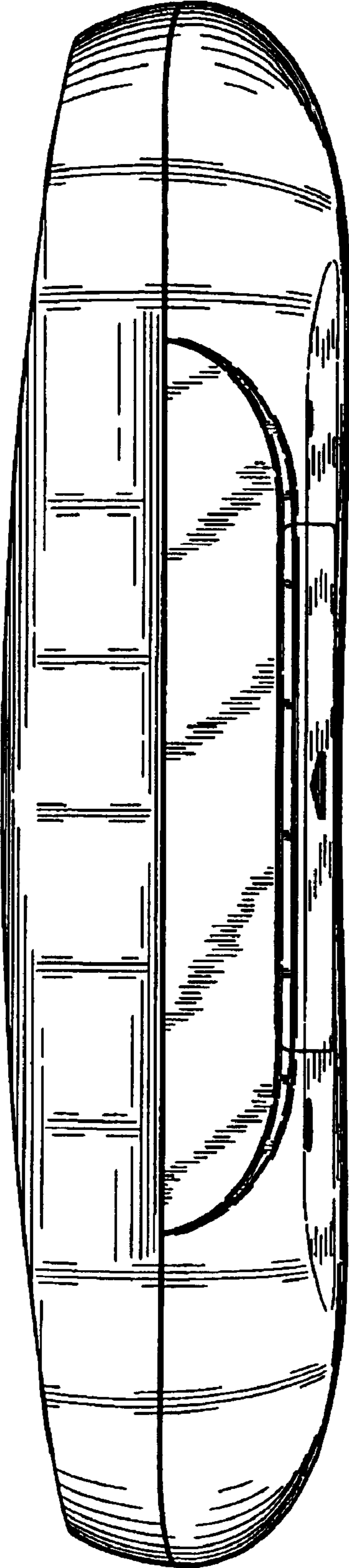


FIG. 5

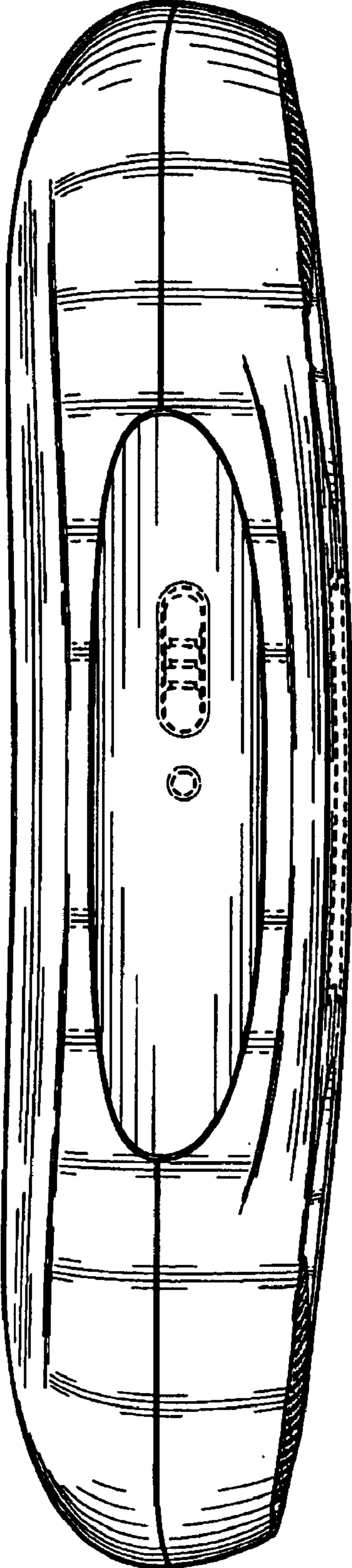


FIG. 6