

US00D542775S

(12) **United States Design Patent**  
**Yuyama**

(10) **Patent No.:** **US D542,775 S**

(45) **Date of Patent:** **\*\* May 15, 2007**

(54) **SPEAKER BOX**

(75) Inventor: **Yasuo Yuyama**, Tokyo (JP)

(73) Assignee: **Sony Corporation**, Tokyo (JP)

(\*\*) Term: **14 Years**

(21) Appl. No.: **29/254,446**

(22) Filed: **Feb. 24, 2006**

(30) **Foreign Application Priority Data**

Sep. 9, 2005 (JP) ..... D2005-026114

(51) **LOC (8) Cl.** ..... **14-01**

(52) **U.S. Cl.** ..... **D14/214**

(58) **Field of Classification Search** ..... D14/204,  
D14/209-216; 181/143-144, 147-148, 150,  
181/157, 198-199, 151, 153; 381/300-302,  
381/306, 333, 345, 361-364, 386-388, 332,  
381/336

See application file for complete search history.

(56) **References Cited**

**U.S. PATENT DOCUMENTS**

5,714,723 A \* 2/1998 Kang ..... 181/199

D405,450 S \* 2/1999 Niitsu ..... D14/214  
D439,237 S \* 3/2001 Felix et al. .... D14/214  
D452,855 S 1/2002 Ota  
D486,817 S 2/2004 Matsuoka  
D489,708 S 5/2004 Matsuoka  
D491,553 S \* 6/2004 Cook ..... D14/214

\* cited by examiner

*Primary Examiner*—Nanda Bondade

(74) *Attorney, Agent, or Firm*—Rader, Fishman & Grauer  
PLLC

(57) **CLAIM**

The ornamental design for a speaker box, as shown.

**DESCRIPTION**

FIG. 1 is a perspective view of a speaker box showing my new design;

FIG. 2 is a front elevational view thereof;

FIG. 3 is a rear elevational view thereof;

FIG. 4 is a left side elevational view thereof;

FIG. 5 is a right side elevational view thereof;

FIG. 6 is a top plan view thereof; and,

FIG. 7 is a bottom plan view thereof.

**1 Claim, 7 Drawing Sheets**

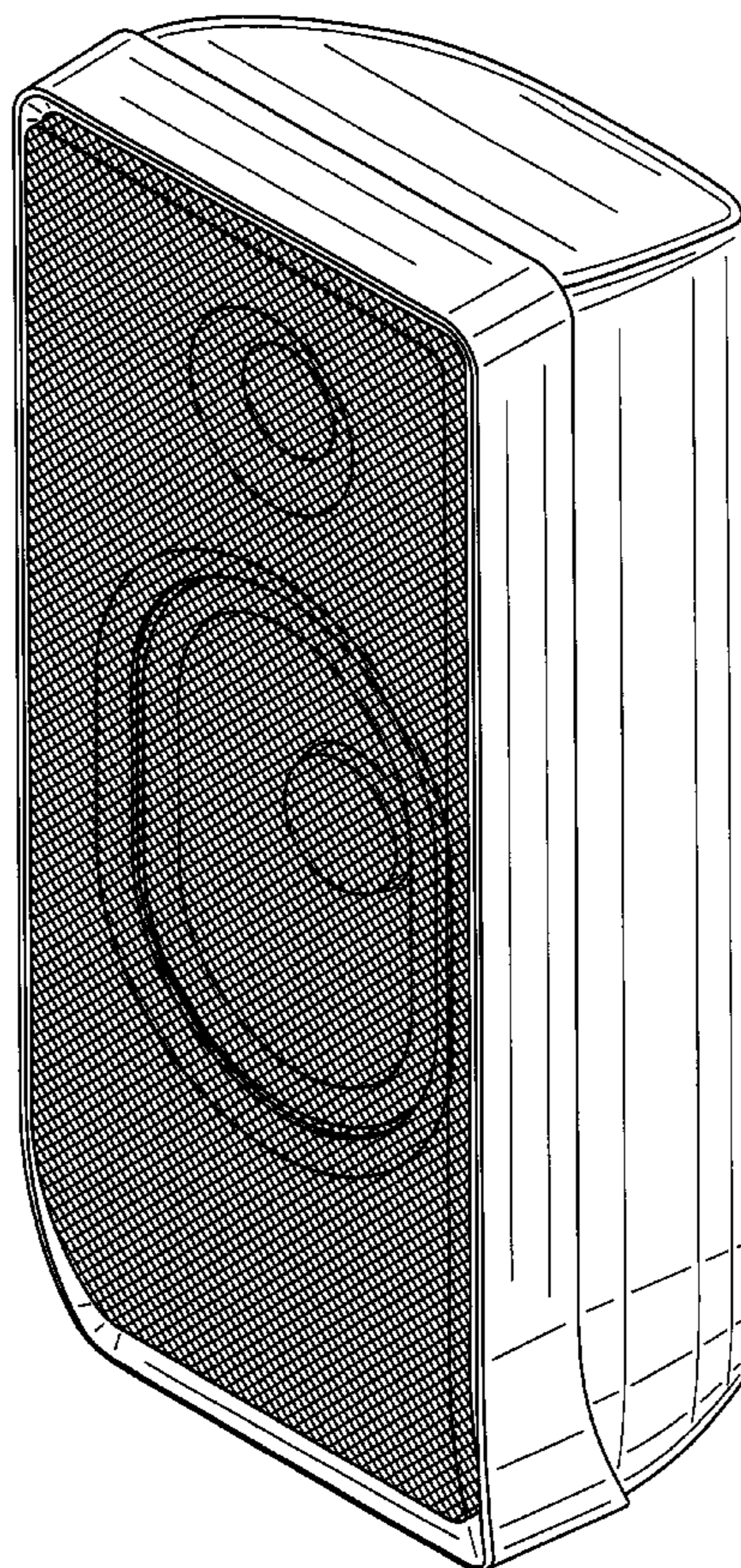


Fig.1

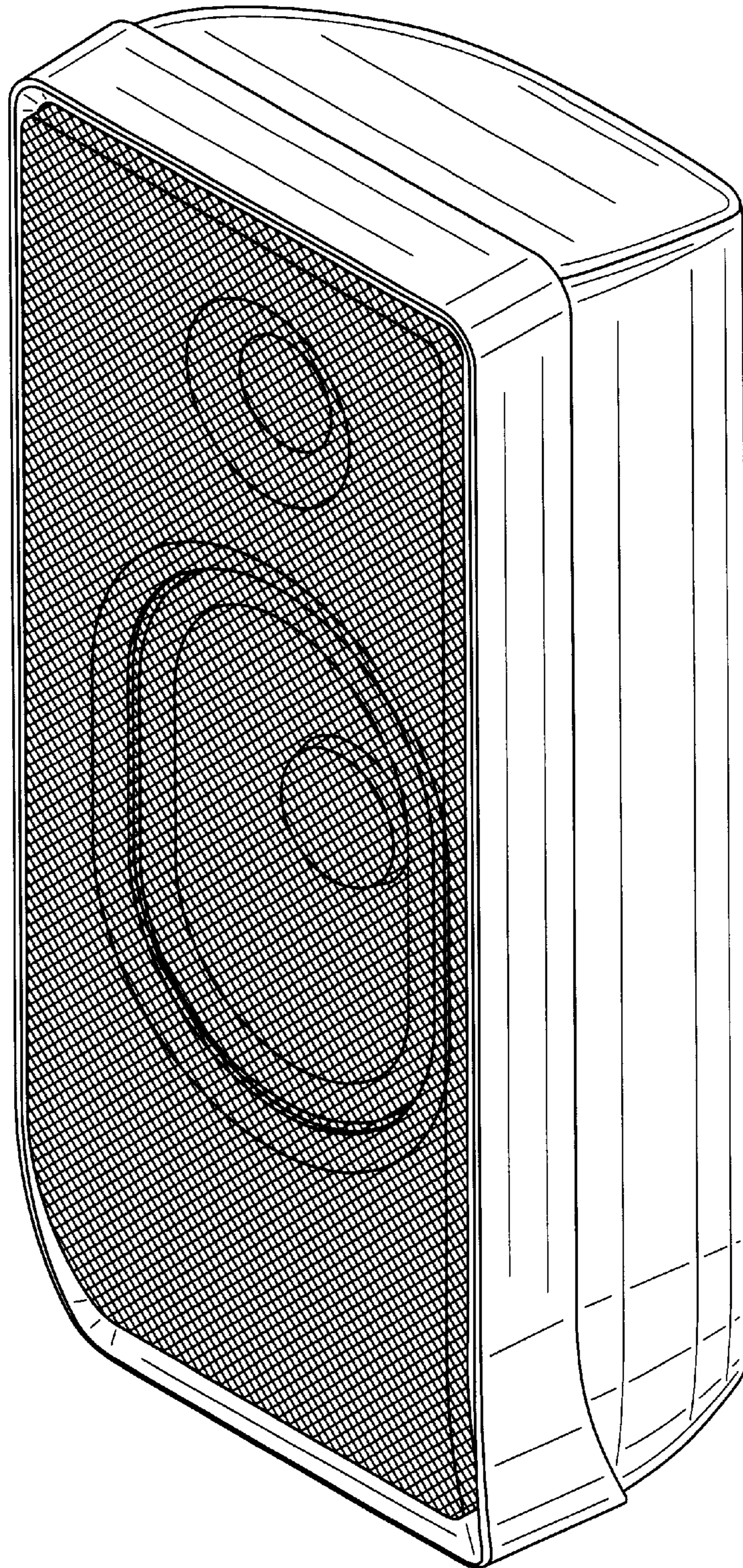


Fig.2




Fig.3




Fig.4




Fig.5




Fig.6

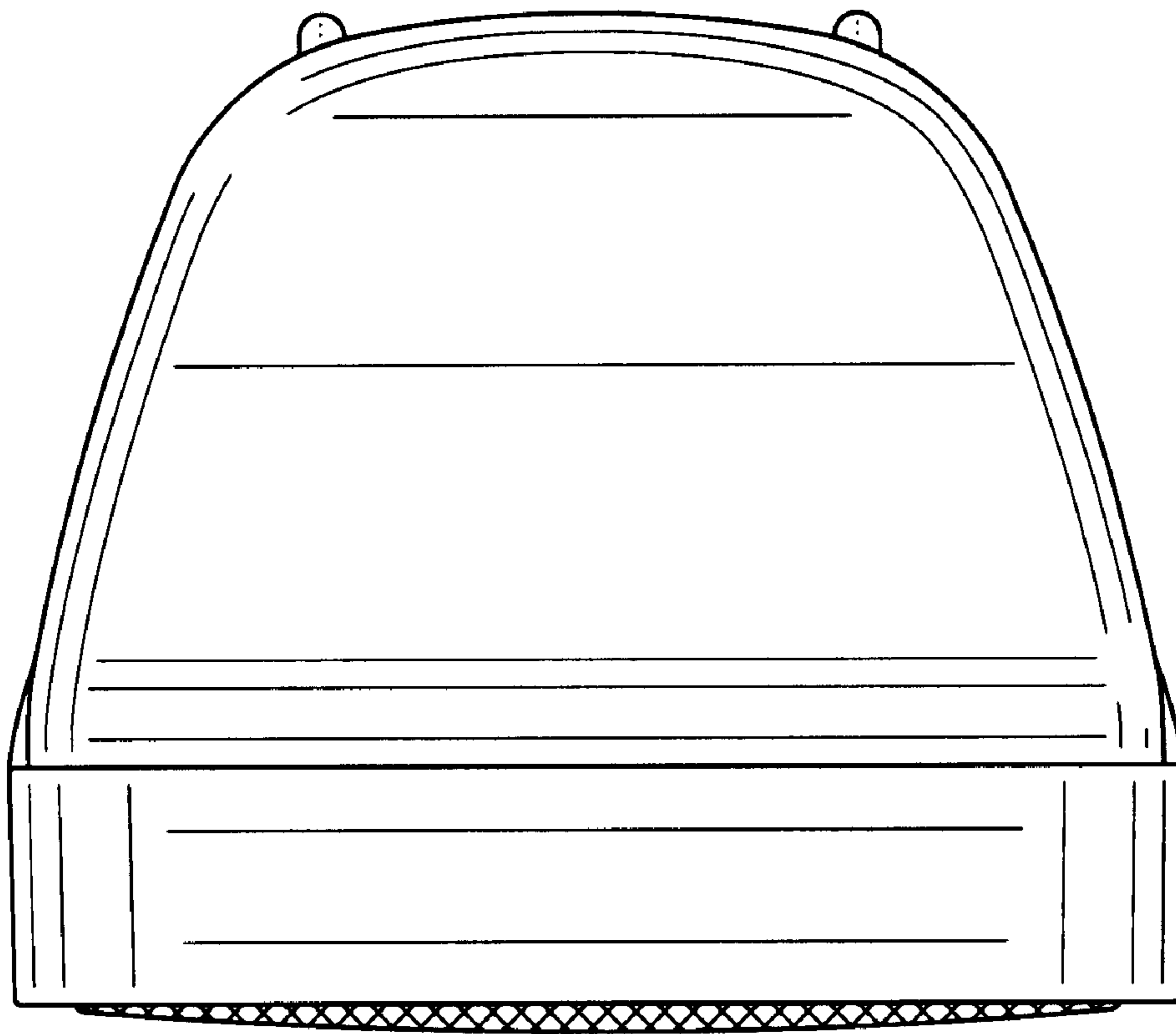


Fig.7

