

US00D542753S

(12) **United States Design Patent**  
**Majanen et al.**

(10) **Patent No.:** **US D542,753 S**

(45) **Date of Patent:** **\*\* May 15, 2007**

(54) **HANDSET**

(75) Inventors: **Pekka Majanen**, Salo (FI); **Todd Wood**, Santa Monica, CA (US)

(73) Assignee: **Nokia Corporation**, Espoo (FI)

(\*\*) Term: **14 Years**

(21) Appl. No.: **29/220,975**

(22) Filed: **Jan. 10, 2005**

(51) **LOC (8) Cl.** ..... **14-03**

(52) **U.S. Cl.** ..... **D14/138**

(58) **Field of Classification Search** ..... D14/137,  
D14/138, 147-148, 247-248, 144, 218, 341-347,  
D14/455, 456; 379/433.01-433.13, 434;  
455/575.1, 566, 556.1; D21/517, 329, 331;  
345/169

See application file for complete search history.

(56) **References Cited**

**U.S. PATENT DOCUMENTS**

5,151,946	A	*	9/1992	Martensson	.....	455/575.4
5,369,788	A	*	11/1994	Nagai	.....	455/575.4
D390,555	S	*	2/1998	Finke-Anlauff	.....	D14/138
D406,131	S	*	2/1999	Osthues	.....	D14/138
D407,399	S	*	3/1999	Frye et al.	.....	D14/138
D408,813	S	*	4/1999	Prior	.....	D14/138
D410,000	S		5/1999	Nuovo		
D415,770	S		10/1999	Nuovo		
D421,611	S		3/2000	Nuovo		
6,073,027	A	*	6/2000	Norman et al.	.....	455/575.4
6,157,718	A	*	12/2000	Kaschke	.....	455/569.1
6,208,874	B1	*	3/2001	Rudisill et al.	.....	455/575.4
D445,409	S	*	7/2001	Segers	.....	D14/138

(Continued)

**FOREIGN PATENT DOCUMENTS**

WO	DM/065421		7/2004
WO	DM/066599		6/2005
WO	DM/067023	*	7/2005

WO	DM/067107	*	9/2005
WO	DM/067121	*	9/2005
WO	DM/067469	*	1/2006

**OTHER PUBLICATIONS**

Nokia 8800 telephone, announced 1st quarter 2005, [online], [retrieved on Jun. 22, 2006]. Retrieved from Internet ,URL: <http://www.gsmarena.com>>.\*

*Primary Examiner*—Jeffrey Asch

(74) *Attorney, Agent, or Firm*—Banner & Witcoff, Ltd.

(57) **CLAIM**

The ornamental design for a handset, as shown and described.

**DESCRIPTION**

FIG. 1 is a bottom plan view of a handset showing our new design;

FIG. 2 is a right side view thereof;

FIG. 3 is a front view thereof;

FIG. 4 is a left side view thereof;

FIG. 5 is a top plan view thereof;

FIG. 6 is a rear view thereof;

FIG. 7 is a perspective front view thereof;

FIG. 8 is a perspective rear view thereof;

FIG. 9 is a right side view of the handset of FIGS. 1-8 in an open position thereof;

FIG. 10 is a front view of the handset of FIGS. 1-8 in open position thereof;

FIG. 11 is a left side of the handset of FIGS. 1-8 in open position thereof;

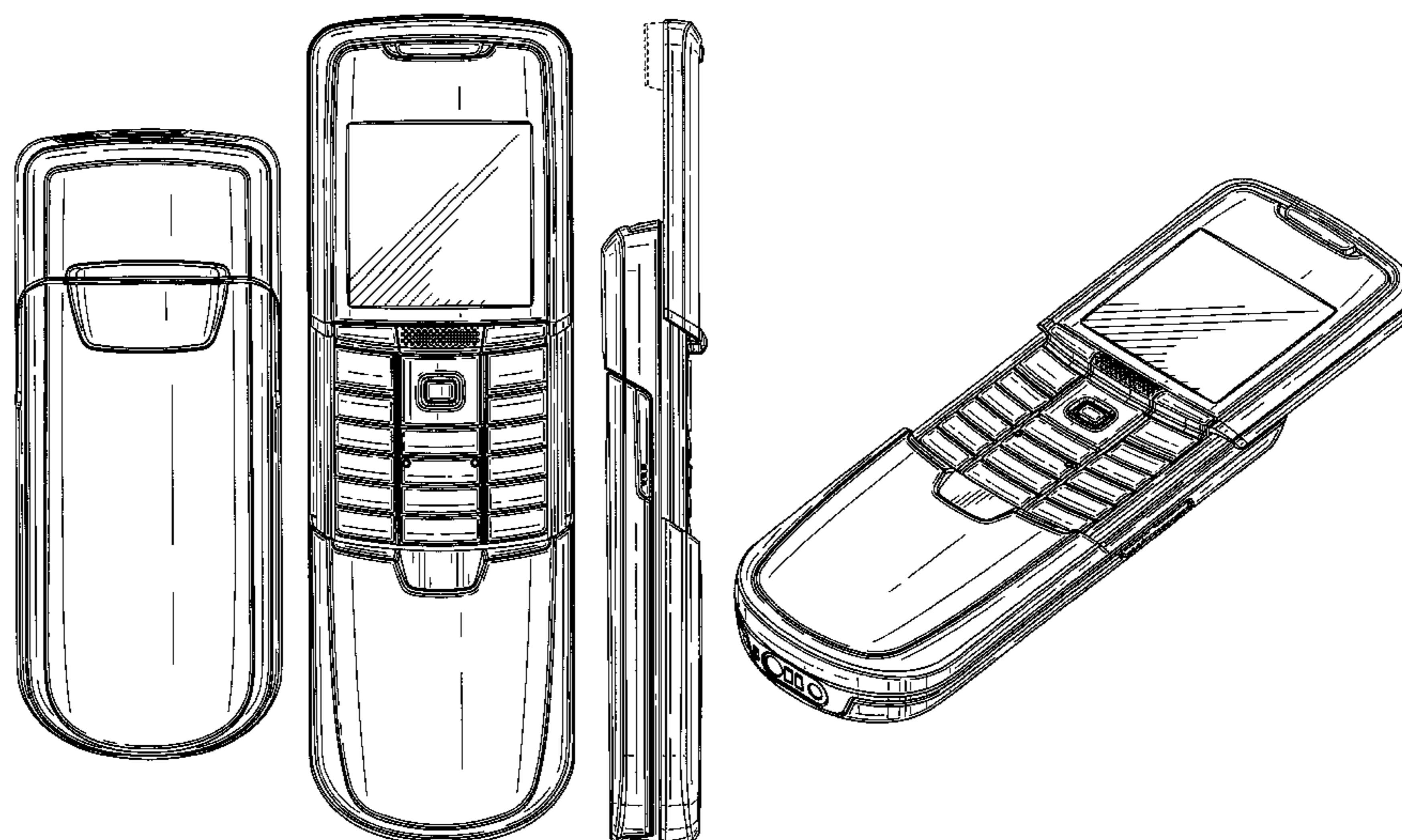
FIG. 12 is a rear view of the handset of FIGS. 1-8 in open position thereof;

FIG. 13 is a perspective front view of the handset of FIGS. 1-8 in open position thereof; and,

FIG. 14 is a perspective rear view of the handset of FIGS. 1-8 in open position thereof.

The broken lines used in the drawing to show portions of the handset are for illustrative purposes only and form no part of the claimed design.

**1 Claim, 8 Drawing Sheets**



# US D542,753 S

Page 2

---

## U.S. PATENT DOCUMENTS

6,297,945	B1	*	10/2001	Yamamoto	.....	361/681
D455,137	S	*	4/2002	Wang	.....	D14/138
6,370,362	B1	*	4/2002	Hansen et al.	.....	455/90.1
D475,033	S	*	5/2003	Lehtonen	.....	D14/138
D477,596	S	*	7/2003	Hayes	.....	D14/343
6,643,529	B1	*	11/2003	Inoue et al.	.....	455/575.4
D483,022	S	*	12/2003	Lehtonen	.....	D14/138
D488,789	S	*	4/2004	Lee	.....	D14/138
6,733,005	B2	*	5/2004	Kauhaniemi et al.	.....	267/156
D494,949	S	*	8/2004	Arnholt et al.	.....	D14/138
6,771,939	B1	*	8/2004	Barnett et al.	.....	455/90.3
6,975,889	B2	*	12/2005	Chen et al.	.....	455/575.1
D513,740	S	*	1/2006	Park et al.	.....	D14/138
D517,518	S	*	3/2006	Nakajima et al.	.....	D14/138
2001/0009847	A1	*	7/2001	Kim et al.	.....	455/90
2002/0006813	A1	*	1/2002	Lubowicki et al.	.....	455/566
2004/0097276	A1	*	5/2004	Harmon	.....	455/575.1
2005/0054397	A1	*	3/2005	Kim et al.	.....	455/575.4
2005/0079902	A1	*	4/2005	Chen et al.	.....	455/575.4
2005/0197173	A1	*	9/2005	Wee et al.	.....	455/575.4
2005/0277449	A1	*	12/2005	Wu	.....	455/575.1

\* cited by examiner




FIG. 1

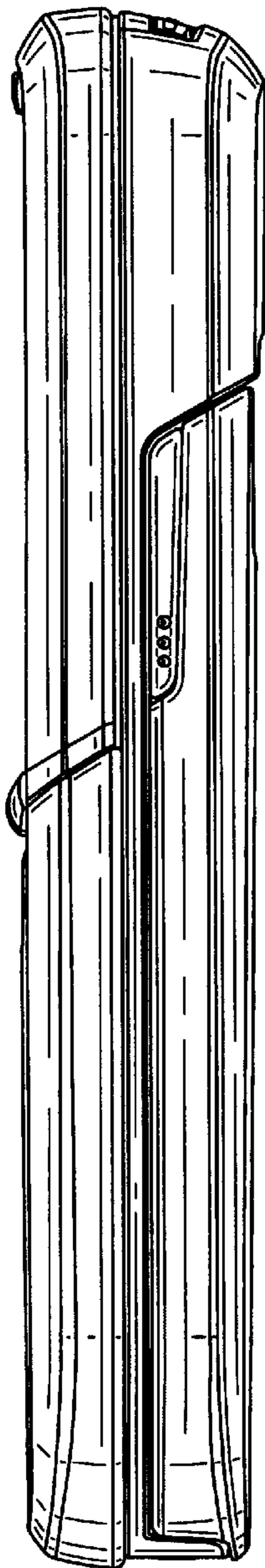


FIG. 2

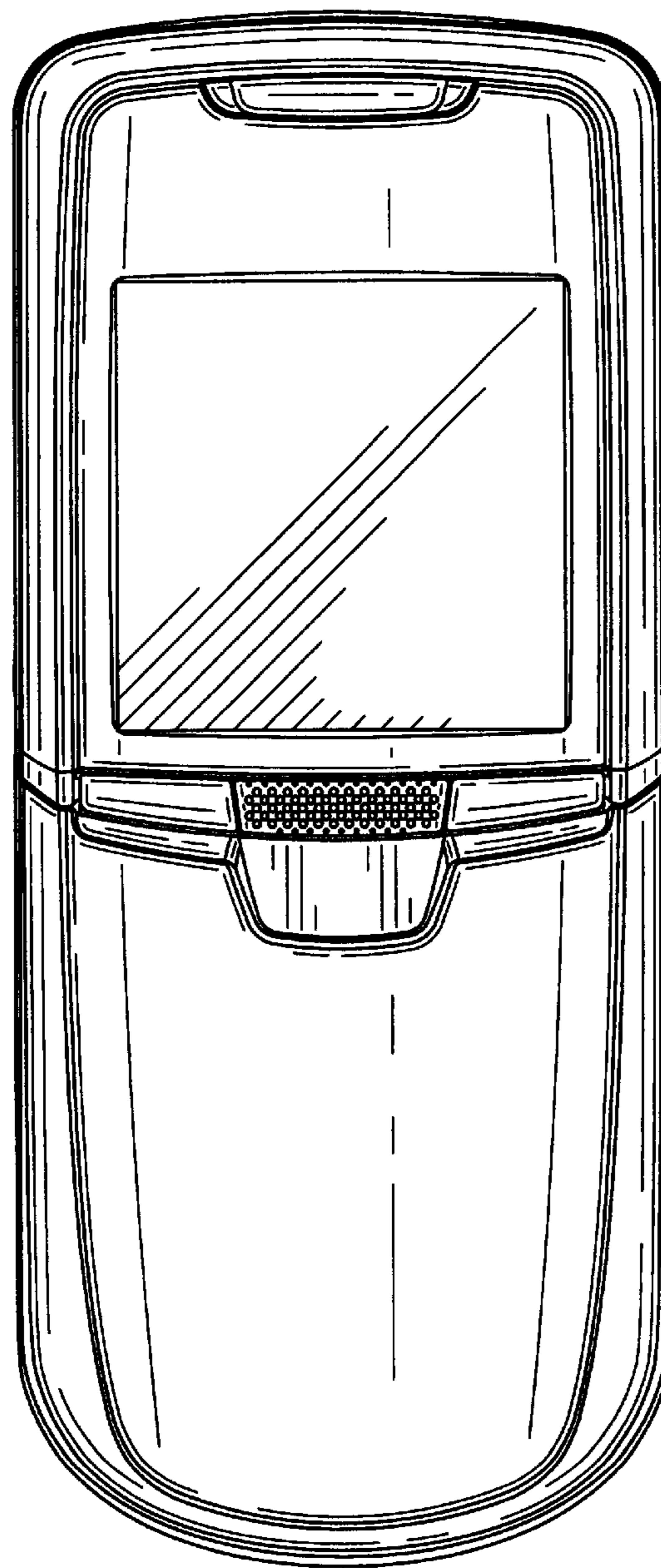


FIG. 3




FIG. 5

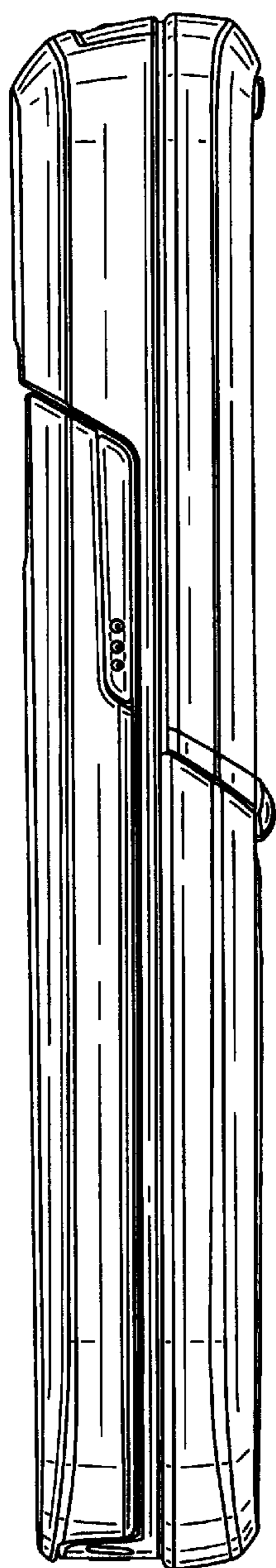


FIG. 4

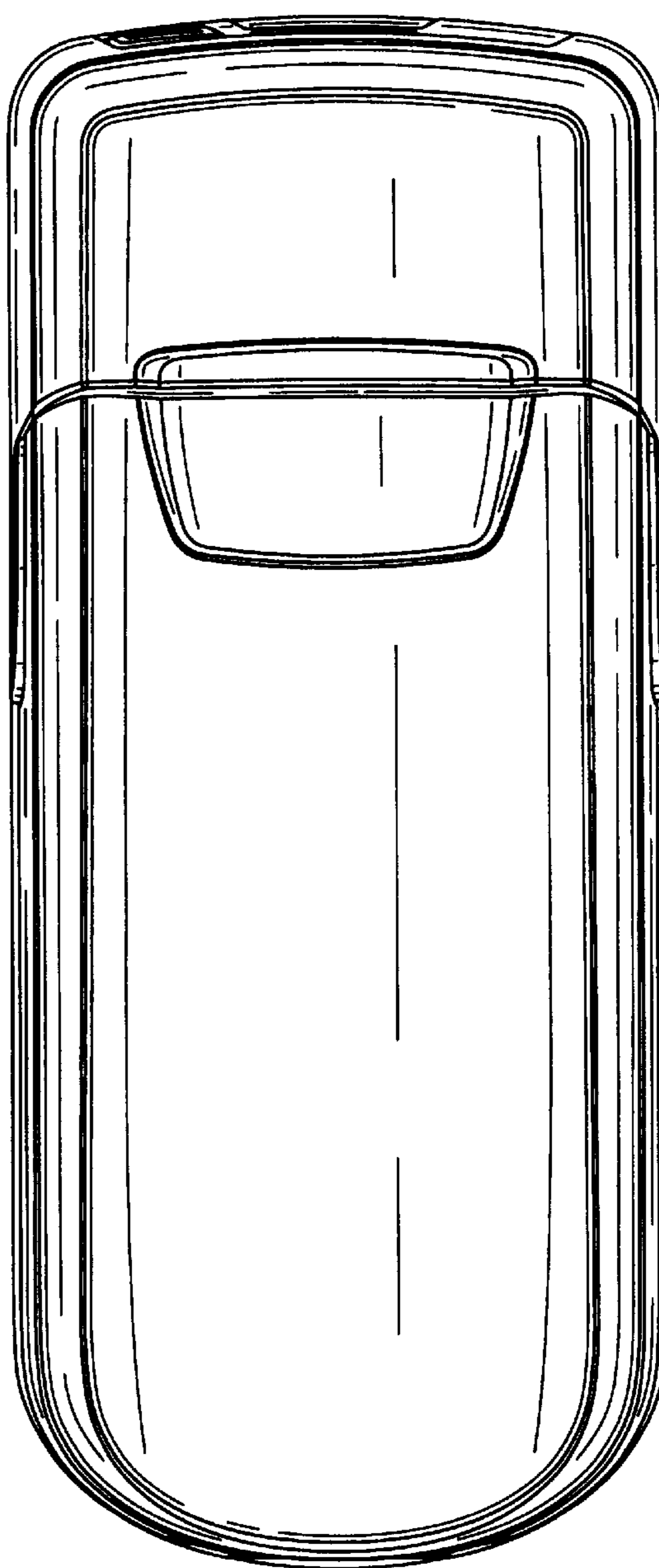


FIG. 6

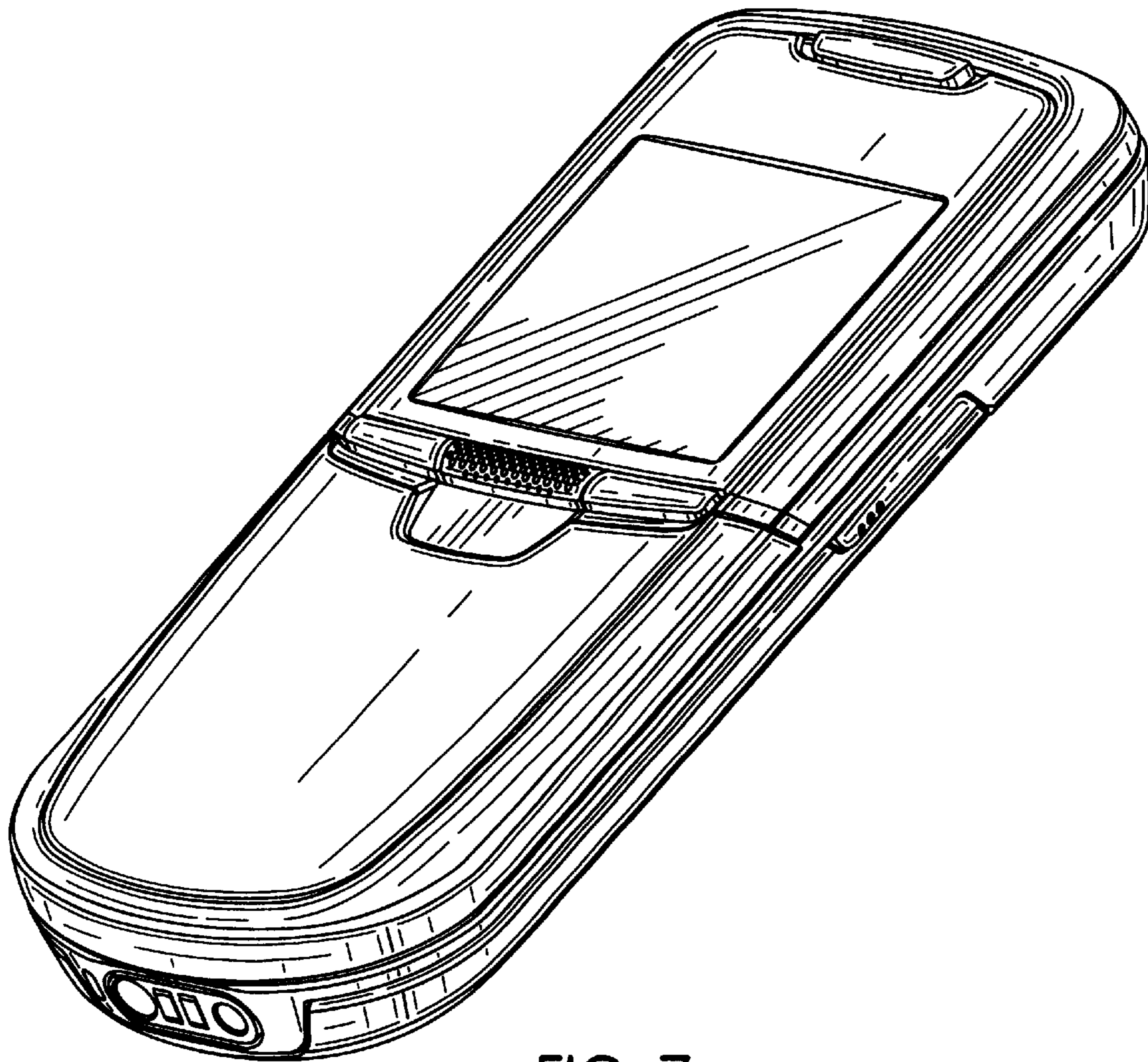


FIG. 7

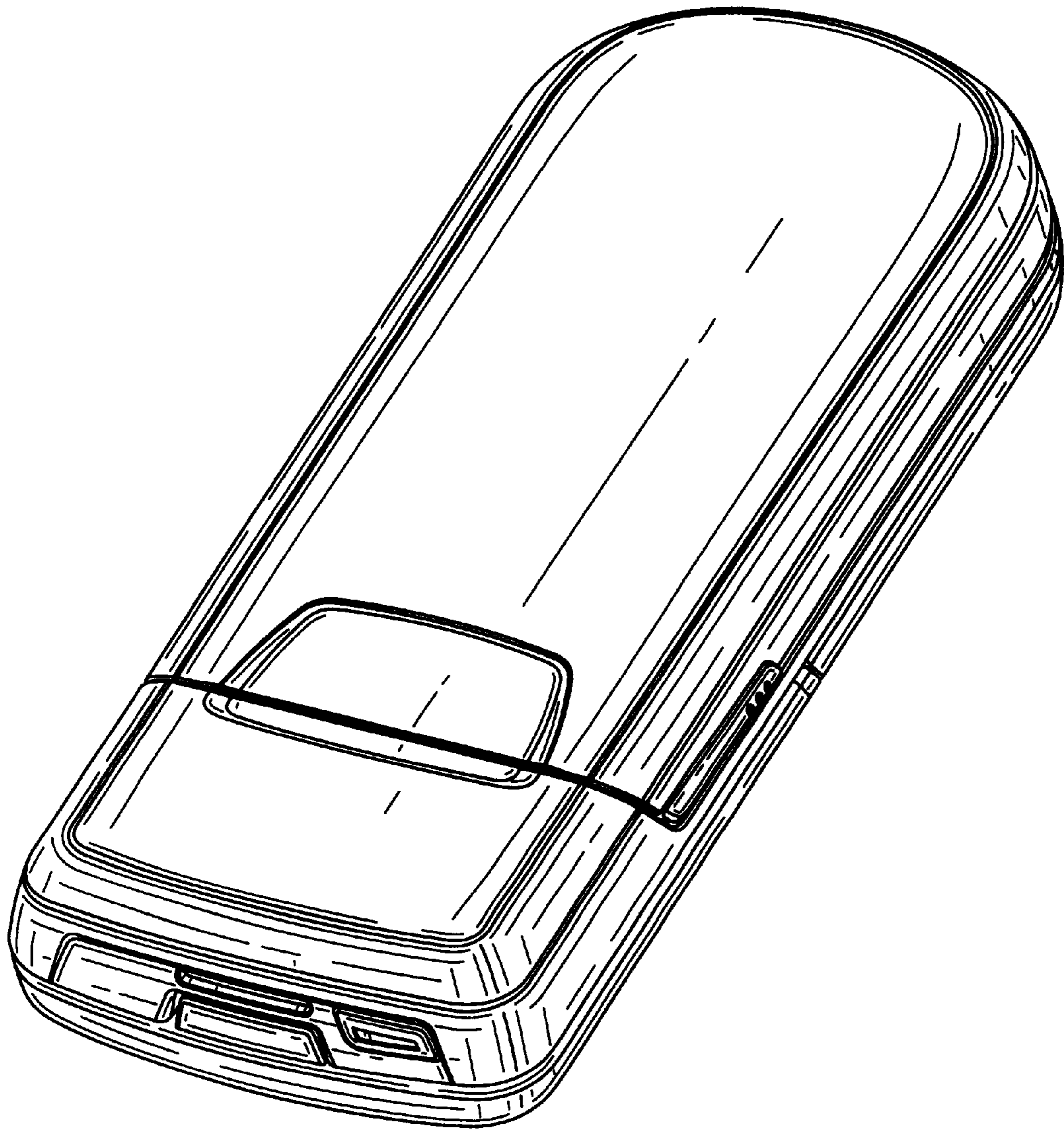


FIG. 8

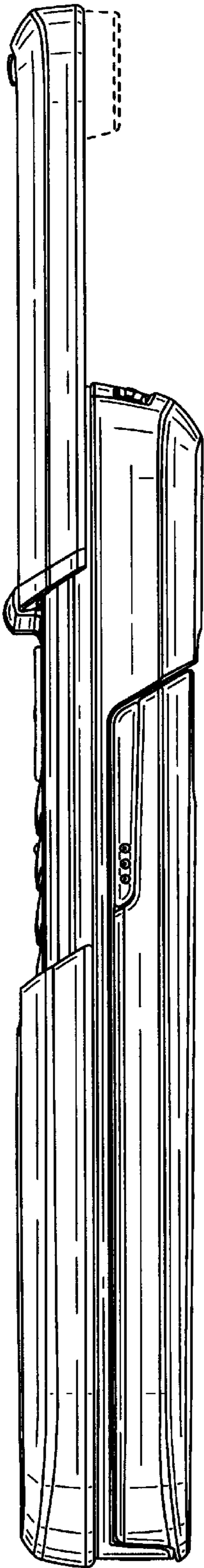


FIG. 9

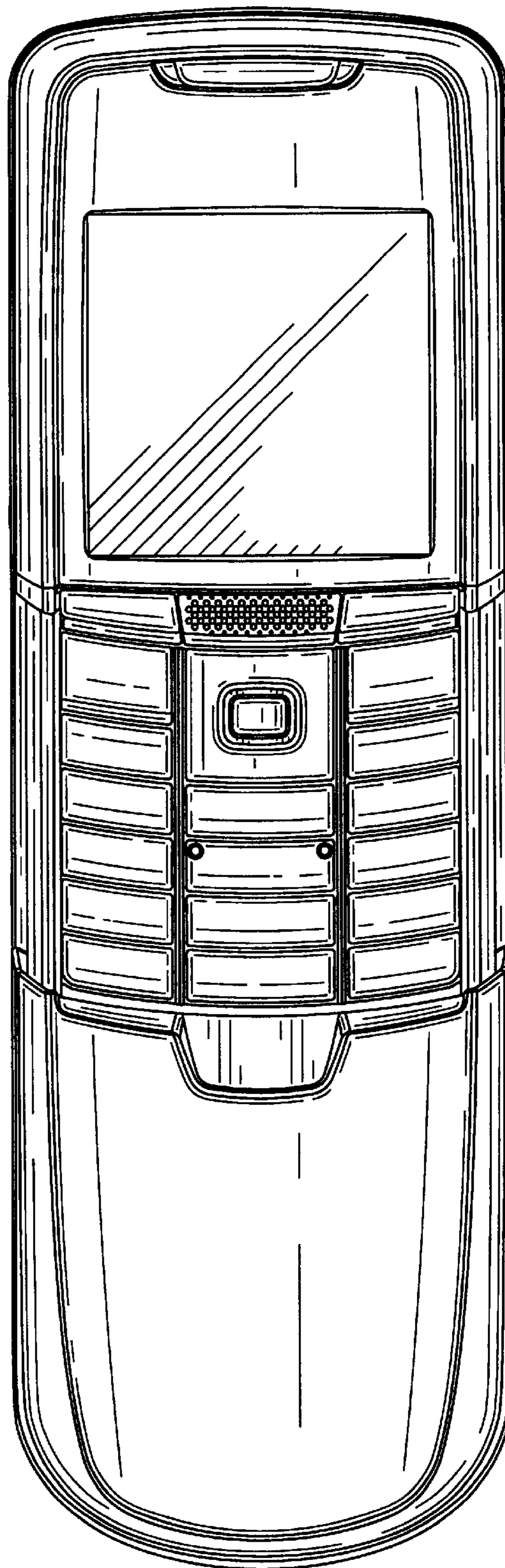


FIG. 10

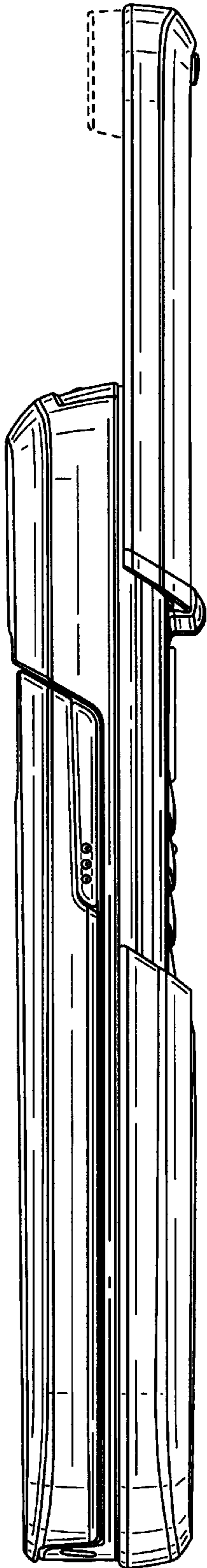


FIG. 11

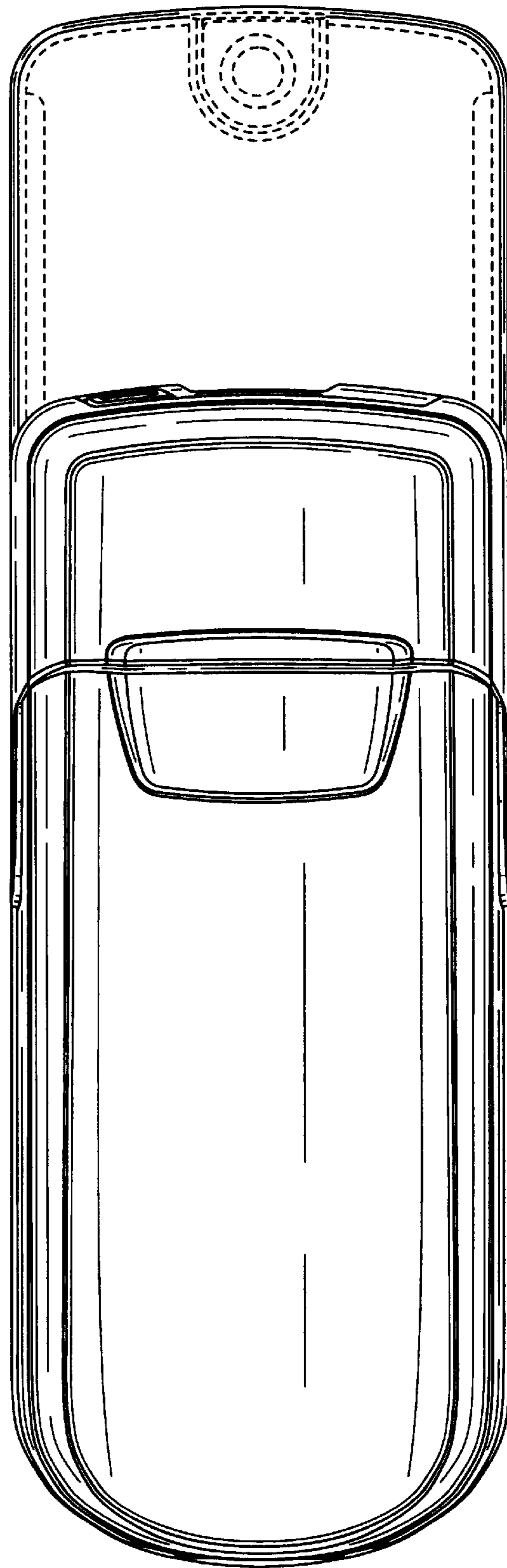


FIG. 12



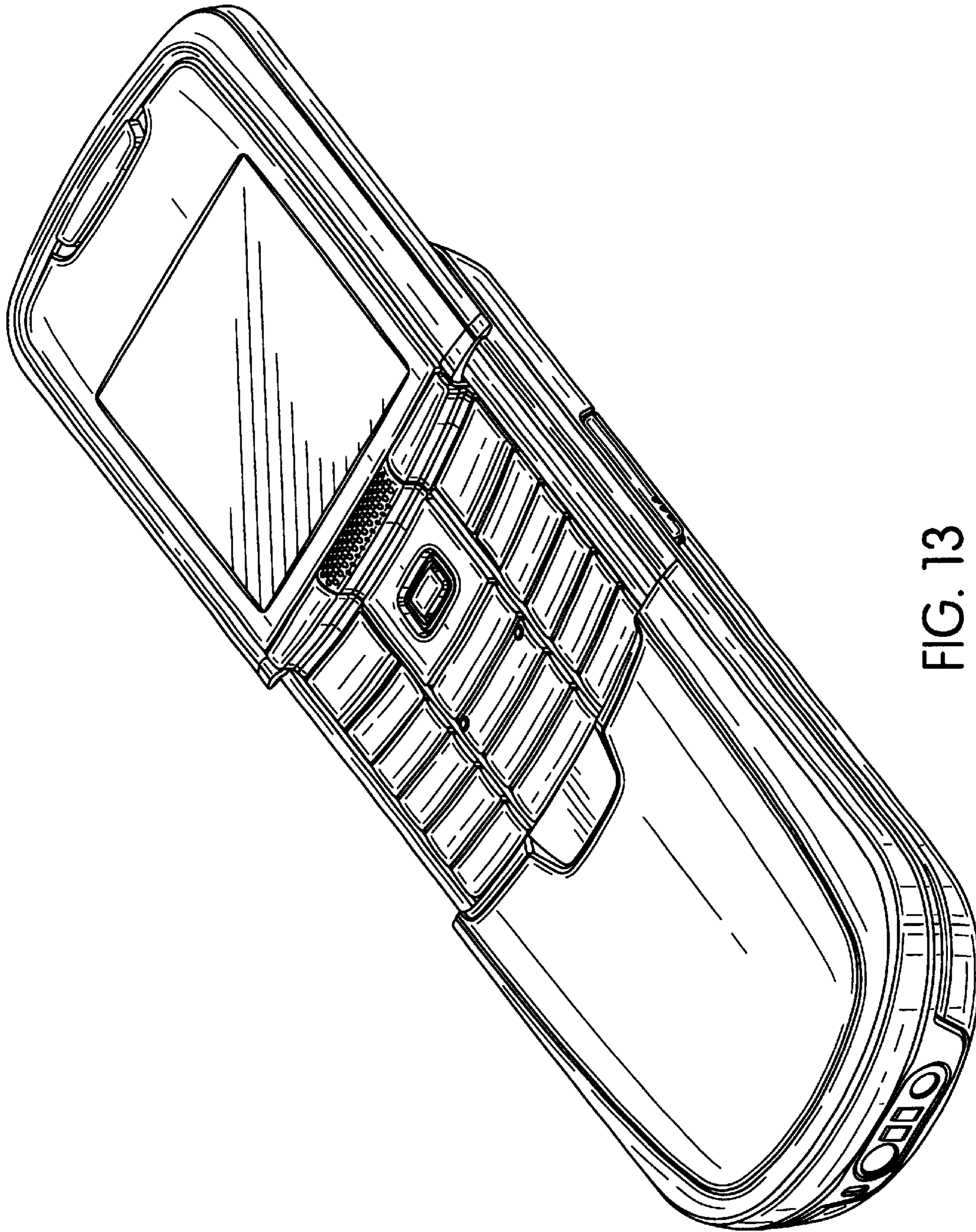


FIG. 13

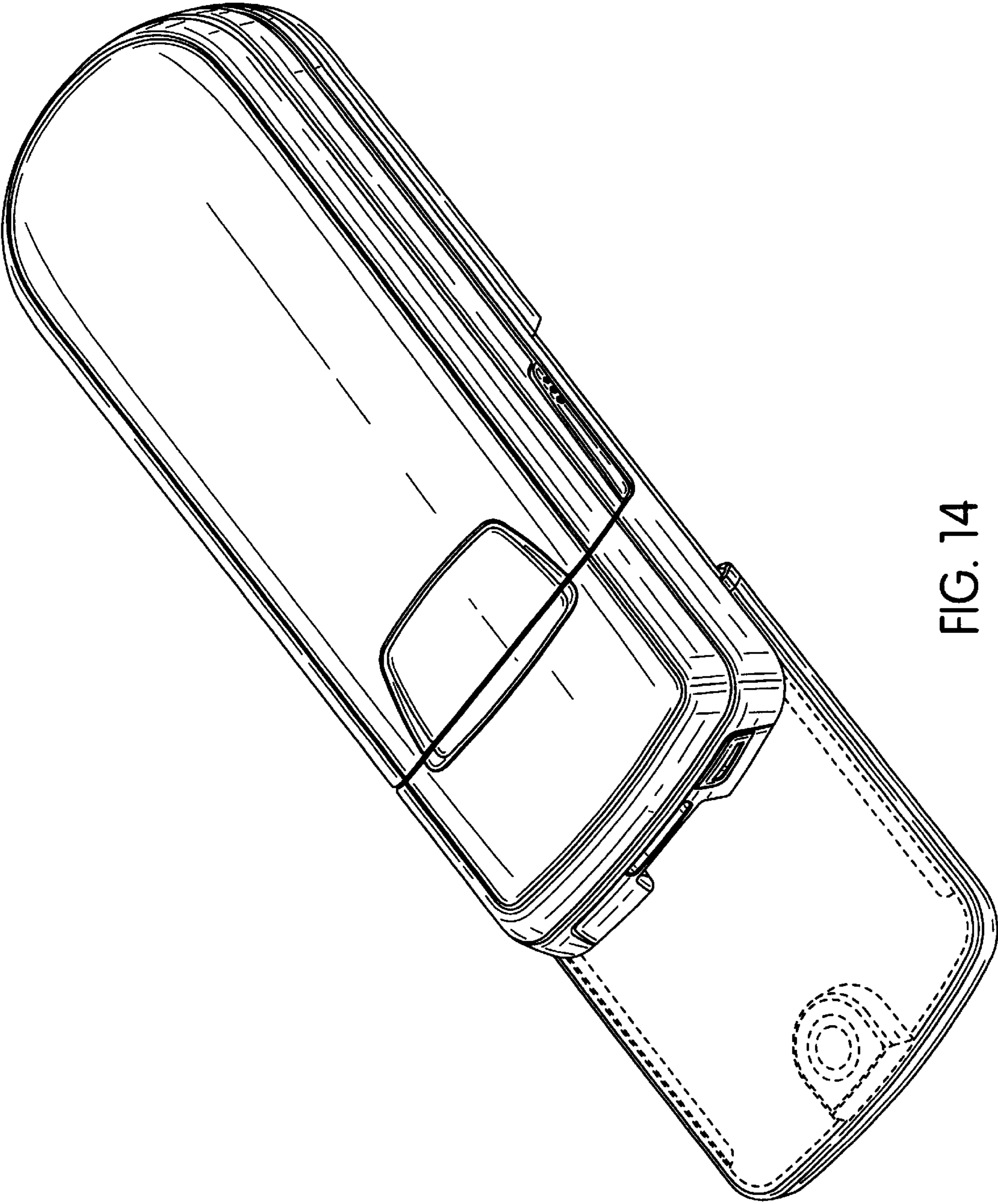


FIG. 14