



US00D542745S

(12) **United States Design Patent**
Barnes, Jr. et al.

(10) **Patent No.: US D542,745 S**

(45) **Date of Patent: ** May 15, 2007**

(54) **CONTROLLER HOUSING**

D468,705 S * 1/2003 Reichard D13/162
6,619,759 B2 * 9/2003 Bradsen et al. 303/7

(75) Inventors: **Jimmie Barnes, Jr.**, Emporia, KS (US);
David H. Ihde, Osage, KS (US)

OTHER PUBLICATIONS

(73) Assignee: **Hopkins Manufacturing Corporation**,
Emporia, KS (US)

Printout from web site <http://www.etrailer.com>; Accessed
Jan. 10, 2006; 6 pages.

(**) Term: **14 Years**

Printout from web site <http://www.brake-controllers-usa.com>;
Accessed Jan. 10, 2006; 2 pages.

(21) Appl. No.: **29/239,980**

Printout from web site <http://www.brakecontroller.com>;
Accessed Jan. 10, 2006; 5 pages.

(22) Filed: **Oct. 6, 2005**

* cited by examiner

(51) **LOC (8) Cl.** **13-03**

Primary Examiner—Selina Sikder

(52) **U.S. Cl.** **D13/184; D13/162**

(74) *Attorney, Agent, or Firm*—Hovey Williams LLP

(58) **Field of Classification Search** D13/162,
D13/168, 184; D12/176, 179, 180; D24/179;
188/3 R, 206 R; 303/7, 24.1

(57) **CLAIM**

See application file for complete search history.

The ornamental design for a controller housing, as shown
and described.

DESCRIPTION

(56) **References Cited**

FIG. 1 is a perspective view of the controller housing of the
present invention;

U.S. PATENT DOCUMENTS

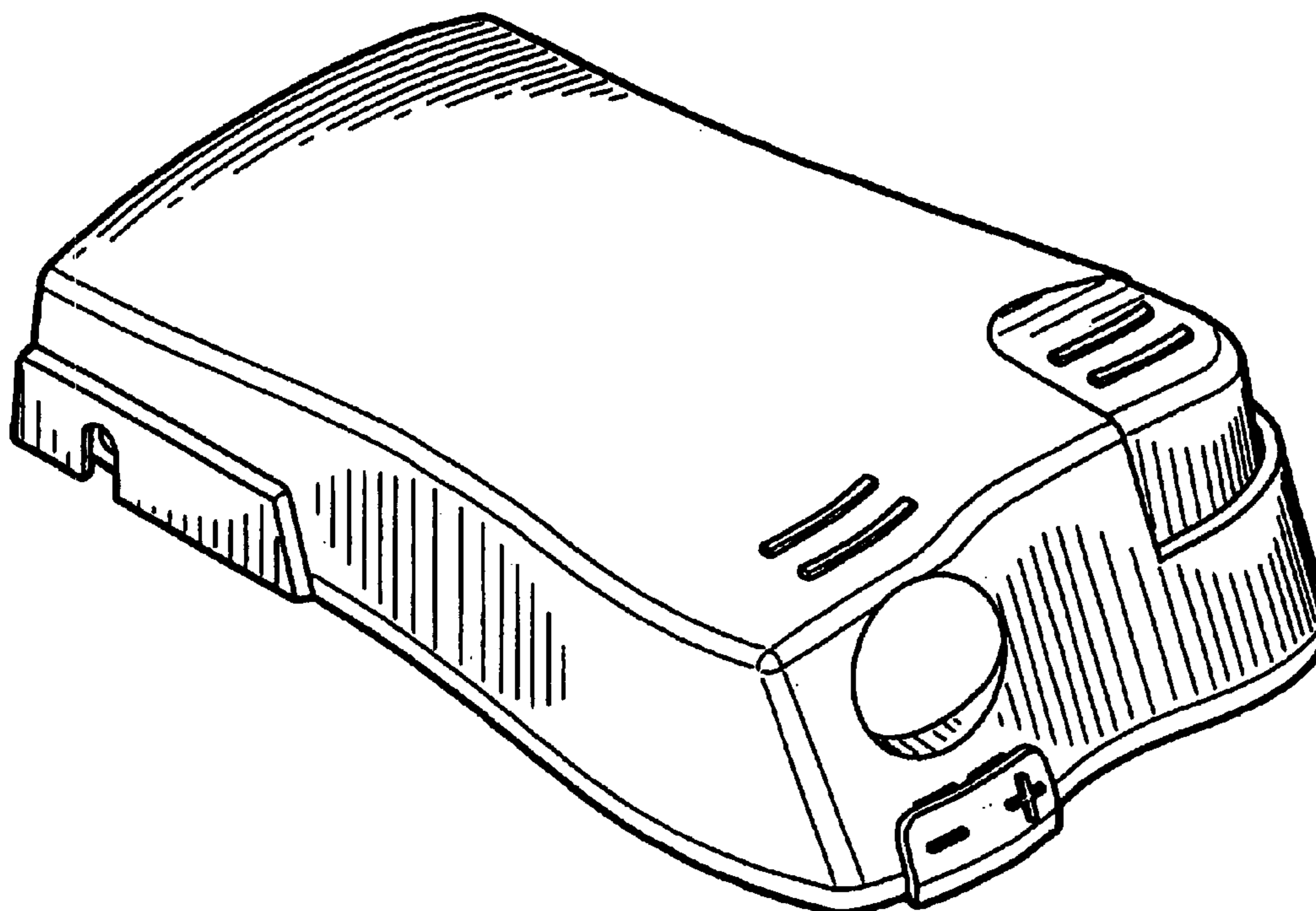
- D331,226 S * 11/1992 Austin D13/162
- D356,298 S * 3/1995 Austin D13/162
- 5,615,930 A * 4/1997 McGrath et al. 303/7
- D404,365 S * 1/1999 Robertson et al. D13/162
- 6,039,410 A * 3/2000 Robertson et al. 303/7
- D434,392 S * 11/2000 Reichard D13/169
- 6,419,055 B1 * 7/2002 Walsh et al. 188/206 R
- D468,704 S * 1/2003 Reichard D13/162

FIG. 2 is a front view of the controller housing of FIG. 1;
FIG. 3 is top plan view of the controller housing of FIGS.
1-2;

FIG. 4 is a side view of the controller housing of FIGS. 1-3;
and,

FIG. 5 is a rear view of the controller housing of FIGS. 1-4.

1 Claim, 3 Drawing Sheets



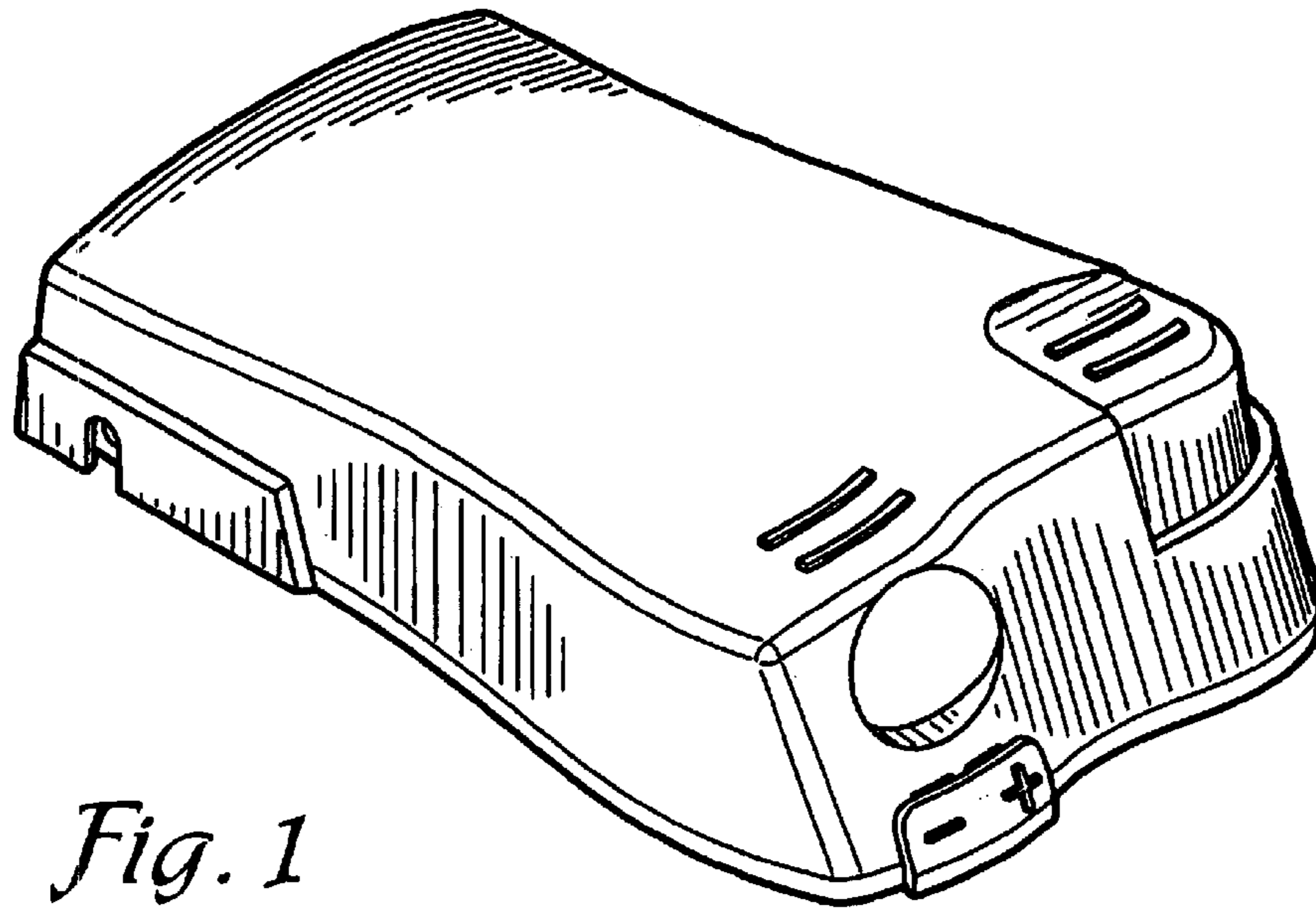


Fig. 1

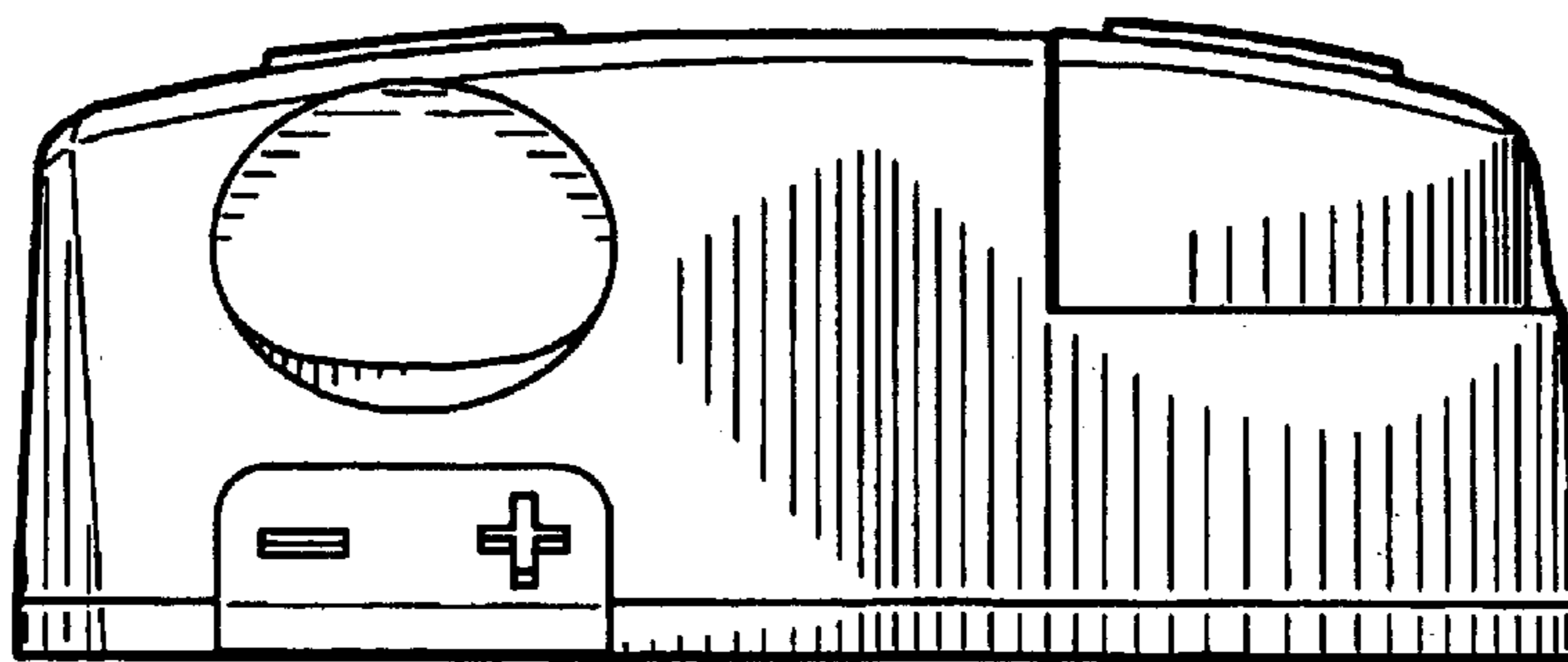


Fig. 2

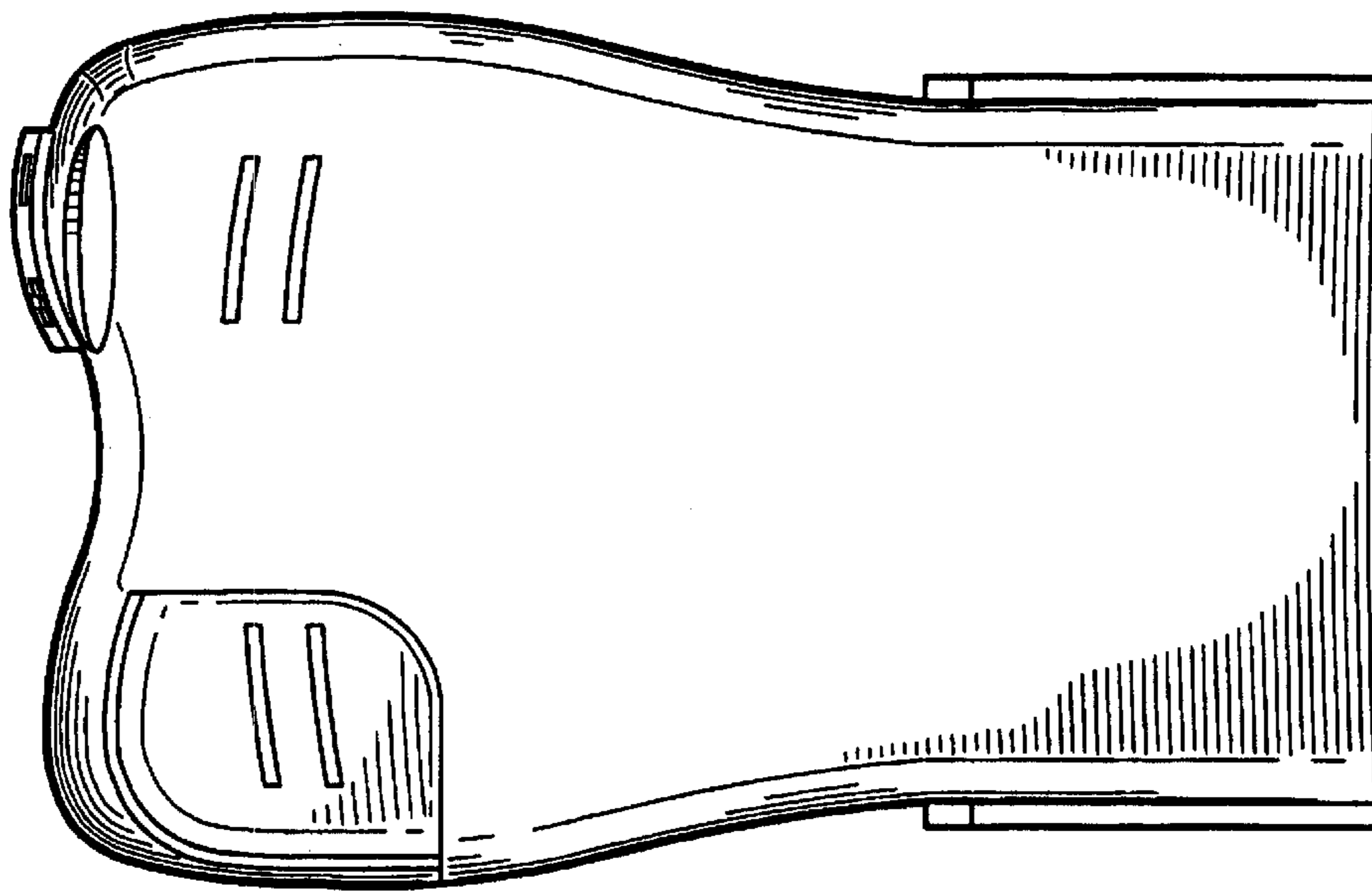


Fig. 3

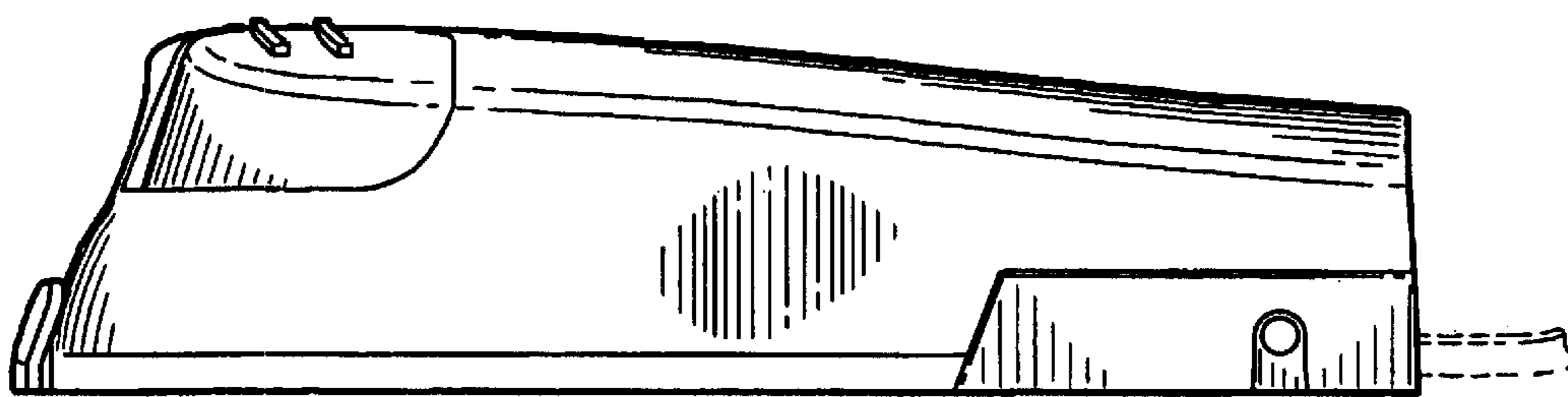


Fig. 4

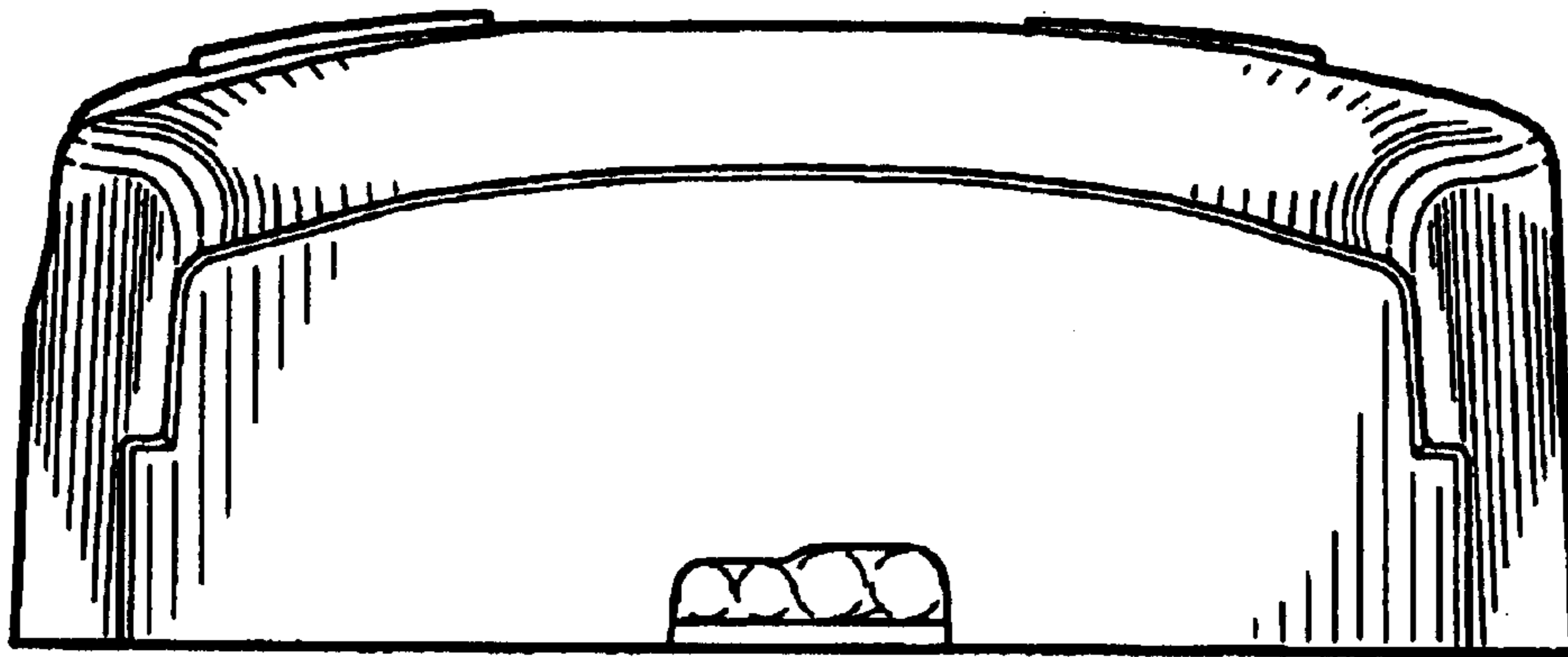


Fig. 5